



Apcotex Industries Ltd.

COMPANY BACKGROUND.....

- The company’s Taloja plant was established in 1980 as a division of Asian Paints (India) Ltd. In 1991, the division was spun off as a separate company, which was headed by Mr. Atul Choksey, former MD of Asian Paints. The company is currently headed by Abhiraj Choksey who is the Managing Director.
- Apcotex has a significant global presence and for last few years has done business in all continents and several countries.
- It is one of the leading producers of Synthetic Rubber and Synthetic Latex in India.
- Its state-of-the-art manufacturing plants are strategically located on the western coast of India.
- Over the past years, the company has developed a strong Research & Development base, which has enabled them to develop, manufacture and export products and compete effectively against global players.
- Apcotex Industries has a workforce strength of over 550 fulltime employees.
- Apcotex is a leading producer of Synthetic Rubber (Nitrile Rubber, High Styrene Rubber, Nitrile Polyblends and Nitrile Powder) and Synthetic Latex (XSB Latex, VP Latex, Styrene Acrylics and Nitrile Latex) in India.
- The company has one of the broadest range of Emulsion Polymers available in the market today.
- Two Manufacturing facilities one located at Taloja, Maharashtra and the other at Valia, Gujarat.

KEY STRENGTHS.....

- Experienced Promoters along with professional management team.
- Sole producer of Synthetic Rubber and Nitrile Butadiene Rubber (NBR) in India, which is highly used in Automotive, Footwear and Rice Roll Industry.
- Globally Reputed Brand
- Advanced technological knowhow, in-house R&D and customization capability
- Marquee list of clients namely ITC Ltd., Pidilite, MRF, Mallcom Ltd., Jayashree Polymers, Paragon and many more.
- Strategic location of manufacturing units in India and lean business operations
- High entry barriers

FINANCIAL PERFORMANCE (CONSOLIDATED).....

(INR Mn)	Operational Income	EBITDA	EBITDA%	PAT	PAT%	EPS
FY21	5,406	698	12.91%	442	8.18%	8.52
FY22	9,569	1,398	14.61%	988	10.33%	19.06
FY23	10,799	1,585	14.68%	1,079	10.00%	20.82
FY24	11,246	1,139	10.13%	539	4.79%	10.39

Note: All numbers are as per IND-AS

Key Data

BSE Code	523694
NSE Code	APCOTEXIND
Reuters	APCI.NS
Bloomberg	APCO:IN

Market Data (INR) As on 31st March 2024

Face Value	2.0
CMP	509.40
52 Week H/L	589.1 / 400.1
MCAP (Mn)	22,845.5
Shares O/S (Mn)	51.8
1 Yr Avg. Vol. ('000)	67.2

Performance As on 31st March 2024

	3M	6M	12M
APCOTEX	(13.3)%	(13.5)%	(11.2)%
SENSEX	1.9%	11.9%	24.6%
BSE MIDCAP	0.7%	14.5%	59.6%

Shareholding Pattern As on 31st March 2024

Promoters	58.23%
MF + FII	1.08%
Public	40.69%

BUSINESS SEGMENTS.....

Synthetic Latex Products:

The company caters to a large customer base for synthetic latex across industries and commands high market share across industries like Paper, Carpets, Tyres and Construction:

- **PAPER:** Provides high wet and dry binding strength, high sheet gloss; Provides excellent wet and dry binding strengths; Provides excellent coverage and coating holdout; Provides excellent gloss.
- **CARPET:** Soft secondary backings of tufted carpets, Needle felt coating and impregnation, Textile Finishing/ Softener, produces chemical additives for Textile Flooring, Synthetic Turf, Mattresses etc.
- **CONSTRUCTION:** Bonding agent, cementitious waterproofing 2 component repair mortar, Hydraulic cement admixture, damp proof coatings, bonding agent for cement sand plaster on concrete and Gypsum.
- **TYRE CORD:** Tyre cord / belting fabric dipping.
- **SPECIALTY:** Binder for Nonwoven Fabric, Paper saturation, Binder for cork sheets, Jointing sheets, Textile finishing, Adhesives.

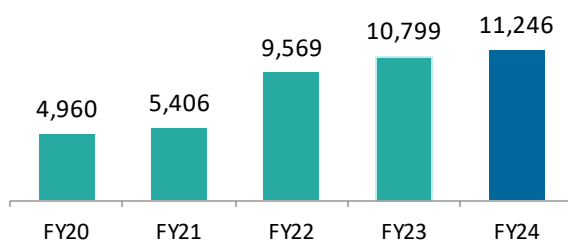
Synthetic Rubber Products:

Apcotex is the only manufacturer of Nitrile Rubber and High Styrene Rubber in India. It has a high market share in HSR but a low market share in NBR due to capacity constraints.

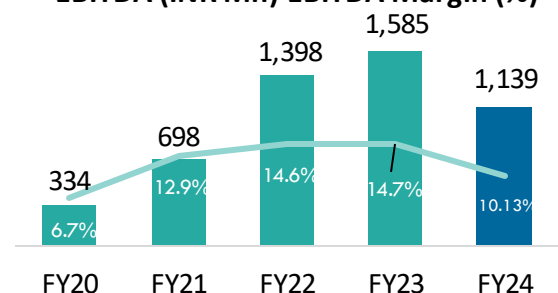
- **NITRILE RUBBER (NBR):** Low viscosity grade with excellent processibility, good tack and easy flow suitable for moulded & extruded rubber goods.
- **NBR POLYBLEND:** Cost effective medium ACN blend for general purpose automotive and industrial moulded and extruded products, footwear products etc.
- **HIGH STYRENE RUBBER:** Low hardness rubber grade with very good processibility for Hawaii chappal and Micro-cellular sheets, Medium hardness grade for general purpose footwear products, Banwar and Neolite applications.
- **NBR POWDER:** Linear powder grade suitable for jointing sheets, PVC modifications, medium ACN grade suitable for footwear, moulded and extruded goods, joining sheets, adhesives and Friction materials, Suitable for brake pads.

FINANCIAL INDICATORS.....

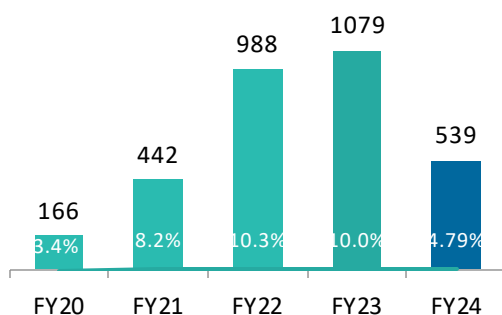
Operational Revenue (INR Mn)



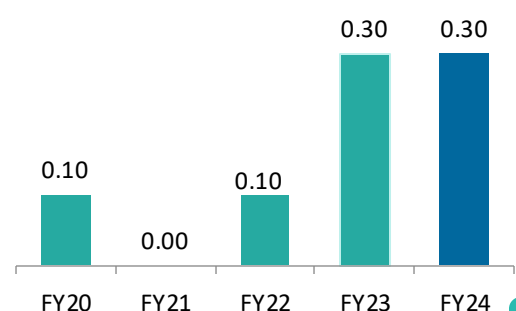
EBITDA (INR Mn) EBITDA Margin (%)



PAT (INR Mn) and PAT Margins (%)



Debt to Equity (X)



INCOME STATEMENT (CONSOLIDATED)

INCOME STATEMENT (INR MN)	FY21	FY22	FY23	FY24
Income from Operations	5,406	9,569	10,799	11,246
Operating Expenses	4,708	8,171	9,214	10,107
EBITDA	698	1,398	1,585	1,139
EBITDA Margins (%)	12.91%	14.61%	14.68%	10.13%
Finance Cost	145	141	51	315
Depreciation	38	32	152	156
Other Income	52	79	73	77
Profit Before Tax	567	1,304	1,455	745
Tax	125	316	376	206
Profit After Tax	442	988	1,079	539
PAT Margins (%)	8.18%	10.33%	10.00%	4.79%
Other Comprehensive Income	177	127	(21)	203
Total Comprehensive Income	619	1,115	1,058	742
Diluted EPS (INR)	8.52	19.06	20.82	10.39

CONSOLIDATED BALANCE SHEET (IND-AS).....

PARTICULARS (INR MN)	FY22	FY23	FY24	PARTICULARS (INR MN)	FY22	FY23	FY24
Shareholders Fund	3,962	4,760	5,218	Total Non-Current Assets	3,014	4,809	4,959
Equity Share Capital	104	104	104	Property, Plant and Equipment	1,560	3,834	3,838
Other Equity	3,858	4,656	5,114	Capital Work in progress	386	123	79
Total Non-Current Liabilities	439	1,474	1,281	Financial Assets	823	732	887
Deferred Tax liabilities	81	122	199	Investment Properties	-	15	15
Borrowings	264	1,248	936	Intangible Assets	6	4	5
Lease liabilities	1	-	45	Non Current Tax Assets (net)	28	47	68
Long Term Provision	33	34	31	Other Non Current Assets	211	54	67
Other Financial Liabilities	60	70	70	Total Current Assets	3,035	3,576	4,262
Total Current Liabilities	1,648	1,800	2,722	Investments	153	176	225
Short Term Borrowings	238	270	892	Inventories	871	948	1,250
Trade Payables	1,000	1,021	10	Trade Receivables	1,618	1,759	2,030
Other Financial Liabilities	256	360	1,348	Cash & Cash Equivalents	20	59	152
Short Term Provision	16	16	341	Other Bank Balances	69	70	90
Other Current Liabilities	138	133	15	Short Term loans & Advances	4	5	5
Lease Liabilities	-	-	116	Other Financial Assets	93	114	162
TOTAL EQUITY & LIABILITIES	6,049	8,034	9,221	Other Current Asset	207	445	348
				TOTAL ASSETS	6,049	8,034	9,221

Name	Designation	Email	Phone
Anuj Sonpal	CEO	anuj@valoremadvisors.com	+91-22-4903-9500
Samruddhi Bane	Research Analyst	samruddhi@valoremadvisors.com	+91-22-4903-9500

Valorem Advisors Disclaimer:

Valorem Advisors is an Independent Investor Relations Management Service company. This factsheet has been prepared by Valorem Advisors based on information and data which the Company considers reliable, but Valorem Advisors and the Company makes no representation or warranty, express or implied, whatsoever, and no reliance shall be placed on, the truth, accuracy, completeness, fairness and reasonableness of the contents of this Presentation. This Presentation may not be all inclusive and may not contain all of the information that you may consider material. Any liability in respect of the contents of, or any omission from, this Presentation is expressly excluded. Valorem Advisors also hereby certifies that the directors or employees of Valorem Advisors do not own any stock in personal or company capacity of the Company under review.

Apcotex Industries Disclaimer:

No representation or warranty, express or implied, is made as to, and no reliance should be placed on, the fairness, accuracy, completeness or correctness of the information or opinions contained in this presentation. Such information and opinions are in all events not current after the date of this presentation. Certain statements made in this presentation may not be based on historical information or facts and may be “forward looking statements” based on the currently held beliefs and assumptions of the management of Apcotex Industries Ltd. which are expressed in good faith and in their opinion reasonable, including those relating to the Company’s general business plans and strategy, its future financial condition and growth prospects and future developments in its industry and its competitive and regulatory environment.

Forward-looking statements involve known and unknown risks, uncertainties and other factors, which may cause the actual results, financial condition, performance or achievements of the Company or industry results to differ materially from the results, financial condition, performance or achievements expressed or implied by such forward-looking statements, including future changes or developments in the Company’s business, its competitive environment and political, economic, legal and social conditions. Further, past performance is not necessarily indicative of future results. Given these risks, uncertainties and other factors, viewers of this presentation are cautioned not to place undue reliance on these forward-looking statements. The Company disdaims any obligation to update these forward-looking statements to reflect future events or developments.

This presentation is for general information purposes only, without regard to any specific objectives, financial situations or informational needs of any particular person. This presentation does not constitute an offer or invitation to purchase or subscribe for any securities in any jurisdiction, including the United States. No part of it should form the basis of or be relied upon in connection with any investment decision or any contract or commitment to purchase or subscribe for any securities. None of our securities may be offered or sold in the United States, without registration under the U.S. Securities Act of 1933, as amended, or pursuant to an exemption from registration there from.

This document is confidential and may not be copied or disseminated, in whole or in part, and in any manner.