



Mallcom (India) Limited

COMPANY BACKGROUND.....

- Incorporated in 1983, Mallcom (India) Limited is one of India's largest manufacturers and distributors of Personal Protective Equipment Products, specializing in providing expert solutions across multiple business segments.
- Starting from humble beginning, it now provides a one-stop solution for manufacturing one of the widest range of head-to-toe PPE products from helmets, eyewear, ear protection, face masks, safety garments, gloves, shoes, and many more.
- The company is also one of the largest exporters of PPE products from India exporting to 55+ countries across 6 continents.
- It has an expansive manufacturing footprint with 13 production facilities spread across India and captive test labs that ensure quality standards.

BUSINESS MIX (As on H1-FY26).....

- **Safety Shoes (45%):** These are required where the potential for serious injury to the foot may result from an employee's daily job duties.
- **Garments (24%):** The company has a diverse workwear range like healthcare, heavy workwear range, winter range, monsoon range, etc.
- **Hand Protection/ Safety Gloves (27%):** These typically consist of leather and nitrile gloves. Leather gloves have a backward integrated leather tannery, which reduces costs and ensures quality. They are perfect for protection from sharp objects, sparks, and heavy-duty work requirements. The optimum times to use nitrile gloves are when there is a need for higher applications requiring light chemical protection, cut resistance, or a disposable glove solution. Nitrile gloves protect against the majority of chemicals and infectious agents.
- **Others (4%):** These include items from the head protection category, such as helmets, face masks, and some fall prevention equipment.

KEY STRENGTHS.....

- Strong clientele across the Globe like Ansell, Indian Oil, Honeywell, CEAT, etc.
- One of the broadest ranges of protective gear available, serving a variety of sectors including oil and gas, construction, chemical, auto ancillary, and many others
- Experienced Management with nearly 4 decades of Industry experience.
- 13 manufacturing units across India, equipped with best-in-class machinery
- Dedicated R&D centers and teams for product innovation and improvement
- New range of product launches every season

FINANCIAL HIGHLIGHTS.....

(INR Mn)	Op. Income	EBITDA	EBITDA%	PAT	PAT%	EPS
FY23	4,106	586	14.27%	369	8.99%	59.19
FY24	4,207	577	13.72%	363	8.63%	58.20
FY25	4,868	609	12.51%	574	11.80%	92.04
H1FY26	2,618	275	10.50%	136	5.19%	21.78

Key Data

BSE Code	539400
NSE Code	MALLCOM
Reuters	MLCM.BO
Bloomberg	MALI:IN

Market Data (INR) As on 30th September, 2025

Face Value	10.0
CMP	1,251.7
52 Week H/L	1,780.0/ 1,019.1
MCAP (Mn)	7,810.3
Shares O/S (Mn)	6.2
1 Yr Avg. Vol. ('000)	8.6

Performance As on 30th September, 2025

	3M	6M	12M
Mallcom	(4.41)%	4.04%	(18.72)%
Sensex	(4.08)%	4.40%	(4.73)%
BSE SmallCap	(4.85)%	11.94%	(8.85)%

Shareholding Pattern As on 30th September, 2025

Promoters	73.68%
Public	25.75%
FPI	0.26%
DII	0.31%

BUSINESS SEGMENTS.....

Foot Protection:

- Provides sturdy shoes that can tackle challenges in construction, mining, metallurgical, and other manufacturing industries offering various product ranges like basic, outdoor, lifestyle, insulated, and cleanroom occupational.
- With an annual production capacity of more than 3 Mn pairs, Mallcom is the leading safety shoe manufacturer and distributor in India.
- Mallcom has 25+ years of experience in safety shoes with 15,000 sq.m. manufacturing facilities with about 700 plus manpower engagement.

Body Protection:

- Mallcom’s exclusive workwear ranges from lightweight to heavy-duty industrial workwear. It also makes winter protection, rain protection, uniforms, and corporate casual wear that provide high protection and are utilized in several sectors such as hospitality, health care, and general industrial purposes.
- The company has 150,000 sq. ft. two manufacturing facilities, with 15,000 m/day cutting and 800,000m storage availability.

Hand Protection:

- Mallcom has gained expertise in the production of hand gears suiting the application required. It can meet crucial industrial applications from driving to welding to cut resistance. A wide range of hand protection gears lies in the repertoire of Mallcom, including leather gloves, string-knitted gloves, and nitrile gloves.
- For leather gloves Mallcom has backward integrated with a tannery, that has about 60,000 sq. ft. dedicated space for manufacturing it. While Nitrile gloves protect against most chemicals and infectious agents it is best when there is a need for greater applications requiring mild chemical protection, cut resistance, or a disposable glove solution.

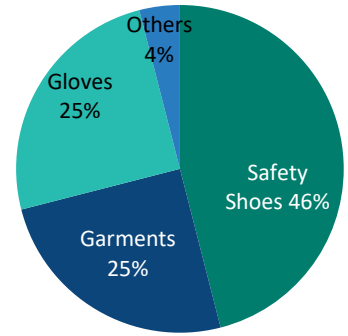
Head Protection:

- Mallcom works in close coordination with the designers and the users to provide dynamic head protection gear. The company manufactures helmets, face masks, and trades eyewear, ear protection, etc.
- The company has various face mask categories available like surgical masks, Foldable FFP1, FFP2, and N95 masks. They also have various helmet ranges like Jasper Helmets, Bump caps, and Diamond series Helmets.

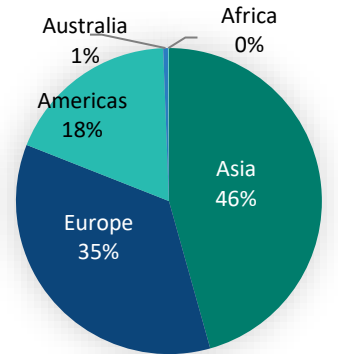
GROWTH DRIVERS.....

- Increase existing client wallet share by taking on high-value contracts and identifying cross-selling and up-selling opportunities.
- Providing various product ranges to new clients in existing verticals.
- Build “Mallcom” brand in the Indian sub-continent, Middle East, and Africa; increase market share in North American geography
- Focus on strengthening product mix to boost margin, and drive the next-generation product pipeline in addition to the existing product portfolio for future growth.
- Increased capacity in Sanand plant to manufacture nitrile gloves.
- Continued focus on high-growth industries such as healthcare, construction, engineering, automobile, and manufacturing.
- To capitalize on the strong R&D team and knowledge, and innovate by adding new features to the existing product lines.
- Constant focus on meeting quality standards and compliance.

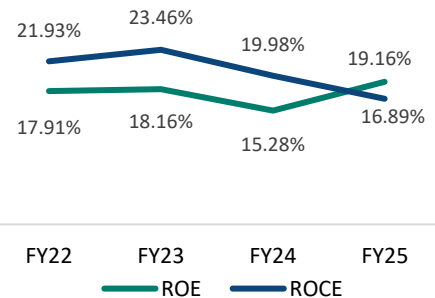
**Product Revenue Matrix
(As on H1FY26)**



**Geographical Revenue Mix
(As on H1FY26)**



ROE and ROCE



PEER COMPARISON (TRAILING MONTHS) INR MN.....

Company	Op. Income	EBITDA	EBITDA%	Net Profit	PAT%	Market Cap
Mallcom (India) Ltd.	5,171	583	11.27%	524	10.13%	7,810
Bata India Ltd.	34,502	7,206	20.89%	1,706	4.94%	1,49,722
Liberty Shoes Ltd.	6,948	696	10.02%	133	1.91%	5,604
Acknit Industries Ltd.	2,429	169	6.96%	80	3.29%	860
Arvind Ltd.	86,874	9,058	10.43%	4,223	4.86%	79,738

INCOME STATEMENT (CONSOLIDATED)

Income Statement (INR Mn)	FY22	FY23	FY24	FY25	H1FY26
Operational Income	3,572	4,106	4,207	4,868	2,618
Total Expenses	3,075	3,520	3,630	4,259	2,343
EBITDA	497	586	577	609	275
EBITDA Margins (%)	13.91%	14.27%	13.72%	12.51%	10.50%
Depreciation	83	83	79	96	54
Finance Cost	20	25	42	61	41
Other Income	31	31	41	289	5
PBT	425	509	497	741	185
Tax	109	140	134	167	49
Profit After Tax	316	369	363	574	136
PAT Margins (%)	8.85%	8.99%	8.63%	11.80%	5.19%
Other Comprehensive Income	(1)	1	(1)	6	(8)
Total Comprehensive Income	315	370	362	580	128
Diluted EPS (INR)	52.28	59.19	58.20	92.04	21.78

BALANCE SHEET (CONSOLIDATED)

PARTICULARS (INR MN)	FY24	FY25	H1FY26	PARTICULARS (INR MN)	FY24	FY25	H1FY26
Assets				Equity and Liabilities			
1. Non-Current Assets:	1,373	2,068	2,247	1. Equity	2,375	2,996	3,117
(a) Property, Plant, and Equipment's	1,235	1,285	2,176	Equity Share Capital	62	62	62
(b) Intangible Assets	1	-	-	Other Equity	2,313	2,924	3,055
(c) Capital Work In Progress	102	743	23	Minority Interest	-	-	-
(d) Financial Assets				2. Non-Current Liabilities	118	51	120
(i) Loans	12	15	14	(a) Long Term Borrowings	37	25	23
(e) Non - Current Tax Assets (Net)	23	25	34	(b) Other Financial Liabilities	63	-	60
2. Current Assets	2,504	2,860	2,672	(c) Deferred Tax Liabilities	18	26	37
Inventories	1,068	1,432	1,445	3. Current Liabilities	1,384	1,891	1,682
Financial Assets				(i) Financial Liabilities			
(a) Investments	145	127	69	(a) Short-Term Borrowings	890	1,133	1,128
(b) Trade Receivable	665	841	753	(b) Trade Payables	394	574	418
(c) Cash and Cash Equivalents	2	42	67	(c) Other Financial Liabilities	10	10	10
(d) Other Bank Balances	322	21	1	(ii) Other Current Liabilities	88	169	125
(e) Loans	2	2	3	(iii) Provisions	2	5	1
Other Current Assets	300	395	334	Total Equity and Liabilities	3,877	4,928	4,919
Total Assets	3,877	4,928	4,919				

INVESTOR RELATIONS TEAM AT VALOREM ADVISORS

Name	Designation	Email	Phone
Anuj Sonpal	CEO	anuj@valoremadvisors.com	+91-22-4903-9500
Purvangi Jain	AVP	purvangi@valoremadvisors.com	+91-22-4903-9536

Valorem Advisors Disclaimer:

Valorem Advisors is an Independent Investor Relations Management Service company. This factsheet has been prepared by Valorem Advisors based on information and data which the Company considers reliable, but Valorem Advisors and the Company makes no representation or warranty, express or implied, whatsoever, and no reliance shall be placed on, the truth, accuracy, completeness, fairness and reasonableness of the contents of this Presentation. This Presentation may not be all inclusive and may not contain all of the information that you may consider material. Any liability in respect of the contents of, or any omission from, this Presentation is expressly excluded. Valorem Advisors also hereby certifies that the directors or employees of Valorem Advisors do not own any stock in personal or company capacity of the Company under review.

Mallcom (India) Limited Disclaimer:

No representation or warranty, express or implied, is made as to, and no reliance should be placed on, the fairness, accuracy, completeness or correctness of the information or opinions contained in this presentation. Such information and opinions are in all events not current after the date of this presentation. Certain statements made in this presentation may not be based on historical information or facts and may be “forward looking statements” based on the currently held beliefs and assumptions of the management of Mallcom (India) Limited. which are expressed in good faith and in their opinion reasonable, including those relating to the Company’s general business plans and strategy, its future financial condition and growth prospects and future developments in its industry and its competitive and regulatory environment.

Forward-looking statements involve known and unknown risks, uncertainties and other factors, which may cause the actual results, financial condition, performance or achievements of the Company or industry results to differ materially from the results, financial condition, performance or achievements expressed or implied by such forward-looking statements, including future changes or developments in the Company’s business, its competitive environment and political, economic, legal and social conditions. Further, past performance is not necessarily indicative of future results. Given these risks, uncertainties and other factors, viewers of this presentation are cautioned not to place undue reliance on these forward-looking statements. The Company disclaims any obligation to update these forward-looking statements to reflect future events or developments.

This presentation is for general information purposes only, without regard to any specific objectives, financial situations or informational needs of any particular person. This presentation does not constitute an offer or invitation to purchase or subscribe for any securities in any jurisdiction, including the United States. No part of it should form the basis of or be relied upon in connection with any investment decision or any contract or commitment to purchase or subscribe for any securities. None of our securities may be offered or sold in the United States, without registration under the U.S. Securities Act of 1933, as amended, or pursuant to an exemption from registration there from.

This document is confidential and may not be copied or disseminated, in whole or in part, and in any manner.