



ADI FINECHEM
LIMITED



31st Annual Report

Board of Directors :	Shri Utkarsh B. Shah	<i>Chairman</i>
	Shri Nahoosh J. Jariwala	<i>Managing Director</i>
	Shri Bimal D. Parikh	<i>Director</i>
	Shri Hemant N. Shah	<i>Director</i>
	Shri Jayesh K. Shah	<i>Director</i>
	Shri Kalpesh A. Patel	<i>Director</i>
	Shri Nitin R. Patel	<i>Director</i>
	Shri Ganpatraj Chowdhary	<i>Director</i>
	Shri Bhavin A. Shah	<i>Director</i>
	Ms. Sonal V. Ambani	<i>Director</i>
	Shri Harsha Raghavan	<i>Director (w.e.f. February 08, 2016)</i>
	Shri Sumit Maheshwari	<i>Director (w.e.f. February 08, 2016)</i>

**Chief Financial Officer &
Company Secretary**

Rajen N. Jhaveri

Bankers

HDFC Bank Limited

Auditors

M/s. Jhaveri Shah & Co., Chartered Accountants,
AHMEDABAD.

Registered Office

1st Floor, 2-Sigma Corporates, B/h. HOF Living,
Sindhu Bhavan Road, Off. S. G. Road,
Ahmedabad - 380 059. INDIA.

Phone : +91 7818824096 and (079) 29701675

Works

253/P & 312, Village Chekhala, Sanand- Kadi Road,
Ta. SANAND, Dist. AHMEDABAD – 382 115, Gujarat, INDIA.

Phone No. : +91 9016324095 and (02717) 294375

E-Mail Ids

cs@adifinechem.com
rajenjhaveri@adifinechem.com

**Registrar and Share
Transfer Agent**

Link Intime India Pvt. Ltd.
C-13, Pannalal Silk Mills Compound,
LBS Road, Bhandup (West), Mumbai - 400078.

Website

www.adifinechem.com



Table of Contents

Company Overview	03 Company Overview
	04 Key Milestones
	05 Key Management Team / Board of Directors
Business Overview	08 Oleo Chemicals
	09 Neutraceuticals
Statutory Reports	11 Management Discussion and Analysis
	16 Directors' Report
	40 Report on Corporate Governance
	52 Independent Auditors' Report
Financial Statements	58 Balance Sheet
	59 Statement of Profit & Loss
	60 Cash Flow
	62 Notes to Financial Statements

COMPANY OVERVIEW

Incorporated in 1985, Adi Finechem Limited (AFL), formerly known as H. K. Finechem Limited, is engaged in the business of manufacturing of speciality chemicals viz. Oleo Chemicals and Intermediate Nutraceuticals. The Company has unique in-house developed technical expertise in processing by-products or waste products of the Vegetable Oil Refineries, namely (a) Vegetable Oil based Fatty Acid Distillate and (b) Acid Oil. These by-products are generated during the processing of soft vegetable oils viz. Soya, Sunflower, Corn and Cotton (SSCC). From these raw materials, AFL manufactures value added products like Linoleic Acid, Dimer Acid and Monomer Acid and also Nutraceutical intermediates like (Natural) Mixed Tocopherol Concentrate and Concentrated Sterols.

The Company has a state-of-the-art manufacturing unit at Taluka Sanand in Ahmedabad district of Gujarat which was set up in 1995. The company acquired critical equipments from Germany and Switzerland for its operations. The company's oleo chemicals find applications in high growth industries like Paints, Inks, Soaps, Amines, Adhesives, etc. The company's nutraceutical or vegetable oil distillate derivative product Natural Mixed Topocherol concentrate is the only source for manufacturing Natural Vitamin E which finds application in Cosmetic, dietary supplement, pharmaceuticals etc. Some of our key clients for the Oleo Chemicals products are companies like Asian Paints, Micro Inks, Arkema, etc. and for nutraceutical products are global Multinational Corporations like BASF (USA), ADM (USA), CARGILL INC.(USA).

Your company's manufacturing facility is one of its kind in India that uses by-products of vegetable oil refineries, giving it a distinct cost advantage. The company has staff strength of 175 employees. More than 35% of the employees have been with the company for more than 8 years and around 2/3rd of the employees are employed in the Production / Utilities related area of the company.

Over the last few years, the company has undertaken several initiatives in improving and revamping the manufacturing facilities by adding heat exchangers, vacuum systems and additional equipments like fat splitting, fractional distillation, autoclaves and other balancing equipments, all of which has resulted in improved efficiencies and debottlenecking of the existing manufacturing facilities. The company has also gradually increased its installed plant capacity over the last few years from a raw material throughput capacity of 8,000 MT p.a. in Financial Year 2009-2010 to 45,000 MT p.a. in Financial Year 2015-2016.

KEY MILESTONES

- 1985 Adi Finechem Limited, formerly known as H K Finechem Ltd., was incorporated as H. K. Agro Oil Limited on 25th May, 1985. The company was promoted by Shri Rajan Harivallabhdas and Shri Nahoosh J Jariwala.
- 1994 The name of the Company was changed to H. K. Agrochem Limited
- 1996 The Company started producing Mixed Tocopherol Concentrate (feed for making Natural Vitamin E) in India and supplied to Henkel Corporation, U.S.A.
- 2000 The Company changed its name from H. K. Agrochem Ltd. to H. K. Finechem Ltd. The company had successfully commissioned 'Fat Splitting Plant' to increase the availability of high value fatty acids for sale in domestic market.
- 2001 The Company started making Dimer Acid and Monobasic Acid by using one of its finished product streams.
- 2010 There was a partial change in the management with three new Promoters – Shri Utkarsh Shah, Shri Bimal Parikh and Shri Hemant Shah taking over equity stake of Shri Rajan Harivallabhdas. Shri Utkarsh Shah became Chairman of the company taking over from Shri Rajan Harivallabhdas. The name of The Company was changed to Adi Finechem Limited.
- 2011 The company focused more on reduction of manufacturing cost per ton. It went through a complete re-engineering of its Energy Consumption System and Installation of new balancing equipments. The raw material throughput capacity was increased from 8,000 M.Tons to 12,000 M.Tons during the year.
- 2012 The Company issued bonus equity shares in the ratio of 1 bonus share for every 5 equity shares.
- 2013 Increased manufacturing Capacity further to 18,000 M.Tons p.a. The Company again issued bonus shares in ratio of 1 bonus share for every 10 equity shares.
- 2014 AFL increased its installed capacity to 24,000 M. Tons p.a. and undertook CAPEX to increase this capacity to 45,000 MT p.a. For the 3rd consecutive year, the company issued bonus shares, this time again in the ratio of 1 share for every 10 equity shares.
- 2015 AFL further increased its installed capacity to 45,000 M. Tons p.a.
- 2015 Canada based Fairfax Group entered into a Share Purchase Agreement with existing (Indian) Promoters to acquire 44.66 % equity stake in the Company at a price of INR 212/- per equity share of Rs. 10/- each fully paid.
- 2016 The proposed acquisition by Fairfax Group was completed in February, 2016.

KEY MANAGEMENT TEAM

Shri Utkarsh Shah, Chairman

He is the Chairman of Adi-Heritage Group involved in diversified activities like Global coal trade, real estate development and manufacturing. He is a Science graduate with Chemistry as principal subject. He has headed various businesses & International trade bodies and heads various charitable initiatives in field of health, education, Senior Citizen, rural development & economic empowerment. He is past President of JITO (Jain International Trade Organization) – All India.

Shri Nahoosh Jariwala, Managing Director

He is associated with the company since more than 20 years. He holds a Commerce Degree. He has nearly 30 years of overall experience in chemical manufacturing and trading of various textile products.

Shri Bimal Parikh, Director

He holds a Degree in Chemical Engineering and was earlier engaged in manufacture of dyes & chemicals. In 2001, he was the President of Gujarat Dyestuff Manufacturers' Association. He was Honorary Secretary of the Gujarat Chamber of Commerce & Industry. He was actively associated with the management of the Company in the capacity of Executive Director. He relinquished his executive responsibilities in the first week of March, 2016, consequent to sale of substantial portion of his equity stake to Fairfax group.

Shri Hemant Shah, Director

He is a Commerce Graduate and involved in business of logistics, garments, trading of minerals, and retailing since 25 years. He is a Member of numerous trade organizations like Gujarat Chamber of Commerce & Industry, Confederation of Indian Industry, Ahmedabad Management Association etc. He is President of JITO (Jain International Trade Organization) – Ahmedabad Chapter. He was actively associated with the management of the Company in the capacity of Wholetime Director. He relinquished his executive responsibilities in the first week of March, 2016, consequent to sale of substantial portion of his equity stake to Fairfax group.

Shri Harsha Raghavan

He holds MBA and MS in Industrial Engineering degrees - both from Stanford University, U.S.A. and a BA from UC Berkeley where he double majored in Computer Science & Economics. He is involved with the Indian private equity industry since 1996 and previously served as Head of India for Candover Investments, co-Head of India for Goldman Sachs PIA and Vice President of Indocean Chase Capital. He is the Managing Director of Fairbridge Capital Pvt.Ltd. (investment advisor to Fairfax Financial Holdings & Fairfax India Holding Corp)

Shri Sumit Maheshwari

He has done PGP in Management from Indian School of Business. He also holds a Chartered Accountancy Degree from Institute of Chartered Accountants of India. He is Vice President at Fairbridge Capital Pvt. Ltd.

BOARD OF DIRECTORS

Shri Bhavin Shah

He is having rich experience in the field of finance. He was working with Equirus Securities Private Limited, Merchant Banker, as a Managing Director and Chief Executive Officer. He was also associated with JP Morgan, Hong Kong and India as head of Asia-Pacific Technology Research and Global Sector Leader. He has also worked in Credit Suisse First Boston, Hong Kong as a Director (Head, Asia-Pacific Technology Research)

Shri Ganpatraj Chowdhary

He is the Managing Director and overall in charge of operations in M/s. Riddhi Siddhi Gluco Biols Limited, a Company listed on Bombay Stock Exchange, promoted by him and his family.

Shri Jayesh Shah

He is a Commerce Graduate and Chartered Accountant and holding the position of Director and Chief Financial Officer of Arvind Limited. He is associated with Arvind Limited since July, 1993. He has distinguished academic career and has extensive administrative, financial, regulatory and managerial expertise.

Shri Kalpesh Patel

He is a Chemical Engineer and also M.B.A. in marketing from U.S.A. He is Chairman and Managing Director of M/s. Aculife Helathcare Pvt. Ltd., one of the largest Infusion and injectable company in the world and operating in over 50 Countries worldwide. He has rich all round experience of independently handling a large scale business and is known figure amongst the business community.

Shri Nitin Patel

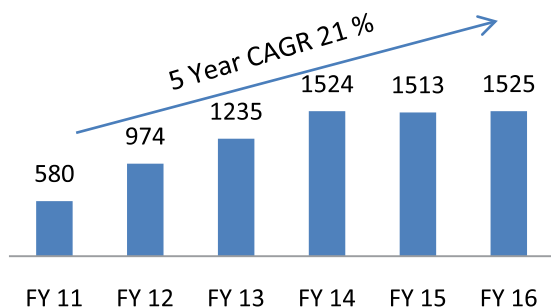
He is the Chairman of M/s. Shree Bhagwati Flour and Foods Private Limited and is also associated with M/s. Shri Bhagwati Flour Mills Private Limited. He is associated with the Food Industry since last 35 years

Ms. Sonal Vimal Ambani

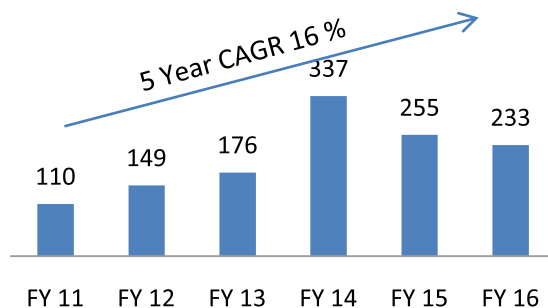
She is having a Bachelors Degree in Chemistry, an MBA in Marketing & Finance and a Ph.D in Business Management. She holds two patents granted in the US namely, "Systems and Method for Providing Financial Services to Children and Teenagers" and "Purchase Management System and Electronic Receipts". She is the founder of (a) Samara Art Gallery, (b) World Peace 2040, (c) Cancer Screening and Research Trust and (d) Founder member and first Chairperson of FICCI Ladies Organisation, Ahmedabad.

Financial Performance

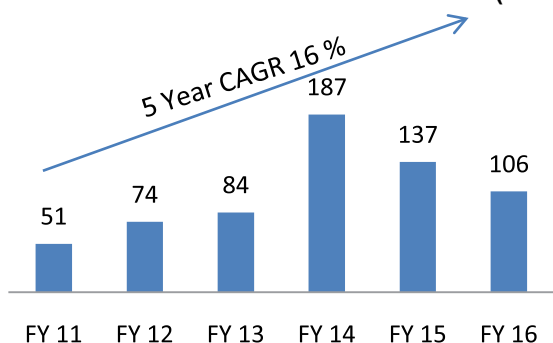
Revenue (Rs. Mn)



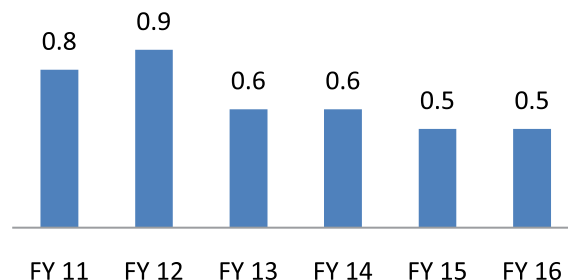
EBITDA (Rs. Mn)



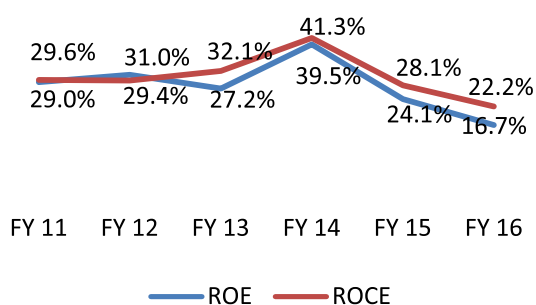
Net Profit (Rs. Mn)



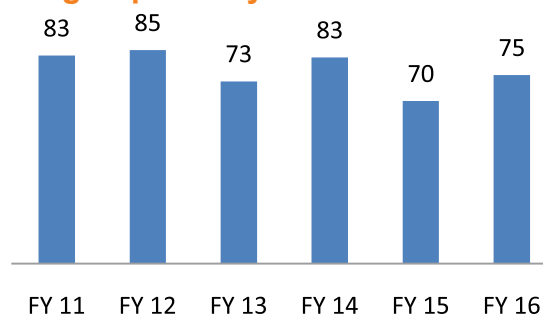
Debt / Equity



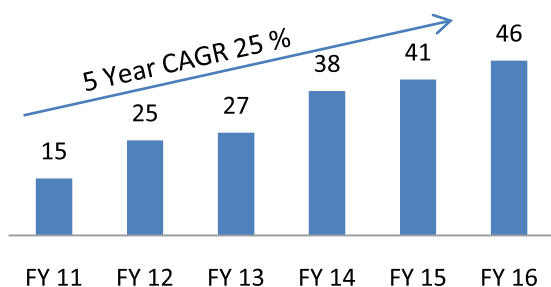
Efficiency Ratio



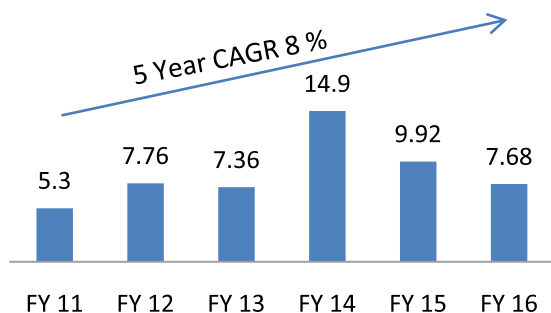
Working Capital Days



Book Value per Share (Rs.)

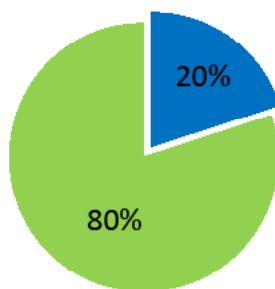


EPS (Rs.)



BUSINESS OVERVIEW

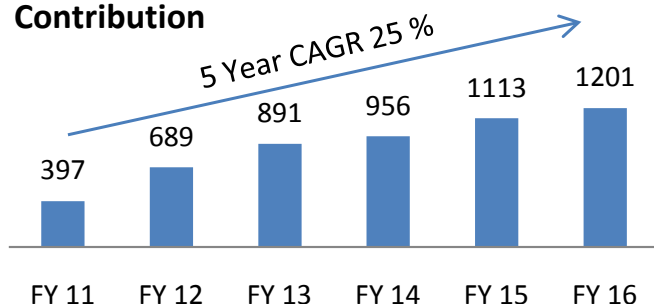
REVENUE BREAK UP FY 2016



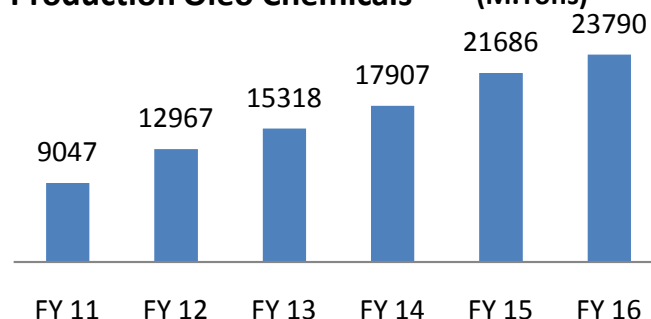
■ Neutraceuticals ■ Oleochemicals

Sales breakup (INR Mn)

Oleo Chemicals Revenue Contribution



Production Oleo Chemicals (M.Tons)



Oleo Chemicals

Oleo Chemicals are organic compounds derived from natural vegetable oils or animal fats. They are analogous to petrochemicals which are chemicals derived from petroleum. These basic Oleo Chemicals substances like Fatty Acids, Fatty Acid Methyl Esters (FAME), Fatty Alcohols, Fatty Amines and Glycerol are formed by various chemical and enzymatic reactions. Oleo Chemicals are versatile products and are utilized in multiple industries, like personal care, flavors & fragrance and industrial markets for variety of applications, including manufacturing of paints, inks, detergents, surfactants, shampoos, soaps, cosmetics and plastics. The company offers a diverse range of product portfolio used across various such industries. Adi Finechem is a leading producer of Oleo Chemicals from natural raw materials such as natural oils and fats derived from oils of Soya, Sun Flower, Corn and Cotton. The choice of raw material is done considering the fact that they are rich in carbon chain required for finished products manufactured by the Company. The company has over the years developed the expertise and mastered the process of manufacturing its entire product range from waste/by-product streams of natural vegetable oils by utilizing state of the art equipment of acceptable local and international quality.

Some of our Products:

Dimer Acid:

Dimer acids, or dimerized fatty acids, are dicarboxylic acids prepared by dimerizing unsaturated fatty acids using clay catalysts. They are mainly used in paints, inks, textiles, resins, adhesives, surfactants, fuel oil additives, lubricants, etc. It is a light yellow or yellow viscous transparent liquid. It is non-toxic. AFL is the only manufacturer of this product in India.

Linoleic Acid:

Linoleic acid is an unsaturated fatty acid. It is a light colour material which is liquid at room temperature. Linoleic acid belongs to one of the two families of essential fatty acids. It is designed especially to produce fast drying protective coating having lighter colour applications that require both wetting and drying properties, such as paints and printing ink vehicles.

Other fatty Acids:

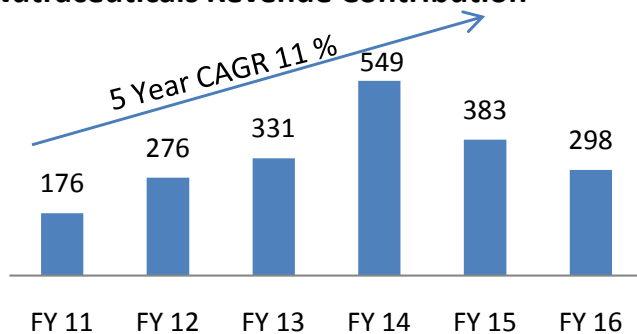
Monomer Acids are non-petroleum, non-animal based products that can be used as substitutes for various vegetable and tallow-based fatty acid derivative products.

Distilled fatty acids have a wide range of applications in consumer and industrial markets. They are generally liquids or soft solids, and contain a mixed composition of acids reflecting the parent oil or fat. Distilled fatty acids are important raw materials for the production of soaps, detergents, surfactants, lubricants, paints, textiles, etc.

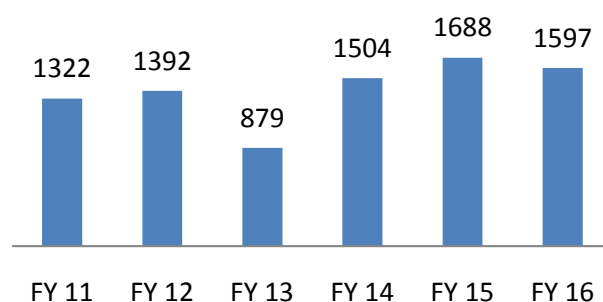
Nutraceuticals

Sales breakup (INR Mn)

Nutraceuticals Revenue Contribution



Production Nutraceuticals (M.Tons)



Nutraceuticals is a broad term that is used to describe any product derived to supplement food sources with extra health benefits in addition to the basic nutritional value found in foods. They can be used to promote general well-being, control symptoms and prevent malignant processes.

The term “nutraceutical” combines two words – “nutrient” (a nourishing food component) and “pharmaceutical” (a medical drug). It is applied to products that range from isolated nutrients, dietary supplements and herbal products, specific diets, genetically modified food, and processed foods such as cereals, soups, and beverages.

Adi Finechem is the leading company in India to process Vegetable Oil Distillate, a waste product generated while refining of edible oils and manufacture natural mixed Tocopherol concentrate. As a result, Adi has a distinct raw material sourcing and technical advantage, making it a low cost producer of this product.

Tocopherol is a naturally occurring chemical element found in a variety of foods. Tocopherol in the form of vitamin E is a regular part of the average diet. AFL is the dominant manufacturer of Mixed Tocopherol Concentrate in India.

Natural Tocopherols are isolated from the deodorised distillate produced during refining of vegetable oil. Most of the vegetable oil distillate used to produce Natural Vitamin E comes from soybean oil. Other oils such as sunflower, corn and cotton seed may also be used but their usage is relatively less.

Advantages of Natural Vegetable Tocopherol vs. Synthetic:

- Both natural-source vitamin E and synthetic vitamin E are absorbed well in the body. The efficacy of natural vitamin E is almost three times more as compared to synthetic vitamin E. However, after absorption, a protein in the liver recognizes only the naturally occurring forms, such as d-alpha-tocopherol. As a result, the unrecognized forms of synthetic vitamin E are preferentially excreted.
- When taking some synthetic vitamins, there is a possibility of allergic reactions. Since some synthetic vitamins are largely made up of chemicals, including nicotine and coal tars, some individuals may experience allergic reactions when taking them.
- Pregnant women transfer natural-source vitamin E to their babies approximately three times more efficiently than synthetic vitamin E.

Management Discussion and Analysis

GLOBAL ECONOMY OVERVIEW

In the financial year 2015-16, the global economic activity continued to remain subdued. The emerging markets and developing economies, which account for around 70 percent of the global growth, declined for the fifth consecutive year, while the advanced economies are recovering at slow pace. There were few key influencing factors to the global economy.

China's economy witnessed a faster than expected slow down in growth due to rebalancing economic activities moving away from investment and manufacturing towards consumption and service related activities.

Energy and various commodity prices witnessed a decline. Lower oil prices strained the fiscal positions of fuel exporters and weighed on their growth prospects, while supporting household demand and lowering business energy costs to importers. However, strain due to oil shock and its impact on investment climate and weak pick-up in oil-consuming economies due to limited pass-on of lower prices has resulted in global subdued growth.

The United States has been going through a gradual monetary policy tightening scenario where the U.S. Federal Reserve lifted the federal funds rate from the zero lower bound, while monetary easing continued in the euro area and Japan. Prospects of a gradual increase in policy interest rates in the United States as well as bouts of financial volatility amid concerns about emerging market growth prospects have contributed to tighter external financial conditions, declining capital flows and further currency depreciations in many emerging market economies.

According to IMF, Growth in advanced economies is projected to rise by 0.2 percentage point in 2016 to 2.1 percent, and hold steady in 2017. Growth in emerging market and developing economies is projected to increase from 4 percent in 2015—the lowest since the 2008–09 financial crisis—to 4.3 and 4.7 percent in 2016 and 2017, respectively.

INDIAN ECONOMY OVERVIEW

India remained a relatively bright spot with its growth story continuing to bloom. One of the contributors to the strong growth experienced by the Indian economy was the sharp decline in crude oil prices. According to Asian Development Bank estimates, the Indian economy grew at 7.6% in FY2016. Despite a weak monsoon for a second consecutive year, agriculture grew by 1.1% in FY2016. While the industry and private consumption accelerated to a growth of 7.3% and 7.6% respectively, the services growth moderated to 9.2%.

India continued to remain at the top of Nielsen's global consumer confidence index for the sixth quarter in a row (for the quarter-ended Dec. 2015). The Foreign Direct Investment (FDI) inflows for the period April 2015 -February 2016 stood at US\$ 34 billion. Also, India's foreign exchange reserves remained comfortable at US\$ 356 billion as on week-ended March 25, 2016.

The regulatory regime witnessed easing and the Reserve Bank of India (RBI) cut interest rates four times as inflation eased sharply. Rate cuts had been widely called for by the industry to reduce the cost of borrowing and help stimulate growth. The government's strong focus on reviving growth was evident from the Union budget, where the Finance Minister gave relief to small tax payers, nudged the affluent to shell out more while focusing on the rural economy with much higher fiscal outlays. The Finance minister also reaffirmed that the government would continue the reform agenda to usher in the long awaited GST by passing the Constitutional Amendment Bill in the Parliament.

On the government initiative front, the "Make in India scheme", "Smart cities plan", "Jan-DhanYojna", Digital India plan", "Skill Development & Start-up India initiatives", "Power for All", "UDAY", "Housing for All", Scheme to revitalise public sector banks", "Ease of Doing Business (EoDB) initiative" and other ambitious infrastructure programmes present significant opportunities for investors to be part of one of the largest development programmes in the world. These programmes are expected to transform not only the cities and the country as a whole, but also the way business is done in India.

As per the World Economic outlook released by the International Monetary Fund, India will be the fastest growing major economy in 2016-17 growing at 7.5%, ahead of China, at a time when global growth is facing increasing downside risks. India's growth is expected to continue to be driven by private consumption, which has benefited from lower energy prices and higher real incomes. With the revival of sentiment and pick up in industrial activity, a recovery of private investment is expected to further strengthen growth.

INDUSTRY OVERVIEW

OLEO CHEMICALS

Oleo chemicals are chemicals produced from natural sources like oils and fats procured from vegetables or animals. With rising environmental concerns, the use of oleo chemicals is growing in rubber, plastics, lubricants, paper, printing, paints & coatings and animal feed industries. Fatty acids, glycerine, methyl esters and fatty alcohols are some of the commonly manufactured oleo chemicals.

Due to increasing demand for sustainable and biodegradable chemicals, the oleo chemicals market has been witnessing strong growth over the last few years. Consumers' interest towards the environment-friendly products is stimulating growth in the oleo chemicals market to a significant degree. Even, government bodies are taking initiatives that are conducive for the growth of this market. Oleo chemical based ingredients are expected to offer significant diversification opportunity to the manufacturers. Industries like soaps & detergents, personal care and cosmetics are likely to fuel the demand for oleo chemicals in near future.

Ceskaa Research projects the global oleo chemicals market value is expected to grow at around 6 percent CAGR from around \$20 billion in 2015 to \$27 billion by 2020. Asia Pacific was the largest market for oleo chemicals over the past few years accounting for 68% of the world consumption and 60% of world production which reflects the dramatic change in recent years. Just over two decades ago, about 90% of all oleo chemicals and derivatives were produced in developed countries. i.e. US, Europe and Japan. Captive consumption of oleo chemicals and availability of raw materials is the key factor driving the oleo chemicals market in the Asia Pacific region. Many have also created partnerships with chemicals companies over the last three years, leading to the further strengthening of Asia as a hub for oleo chemicals and downstream products. Europe is a major oleo chemicals market followed by North America.

Fatty Acids

Fatty acids are one of the largest product segments in Oleo chemicals accounting for over 55% of total market volume followed by fatty alcohols. Growing demand for fatty acids as a raw material in personal care and detergents industry is expected to drive its demand over the forecast period. As per Statistics MRC, Global Oleo chemicals Fatty Acids Market is valued at \$16.4 billion and is expected to reach \$30.62 billion by 2022 growing at a CAGR of 8.1% from 2014 and 2022. Some of the key drivers of the market include consumer-driven demand and recyclability.

Dimer Acid

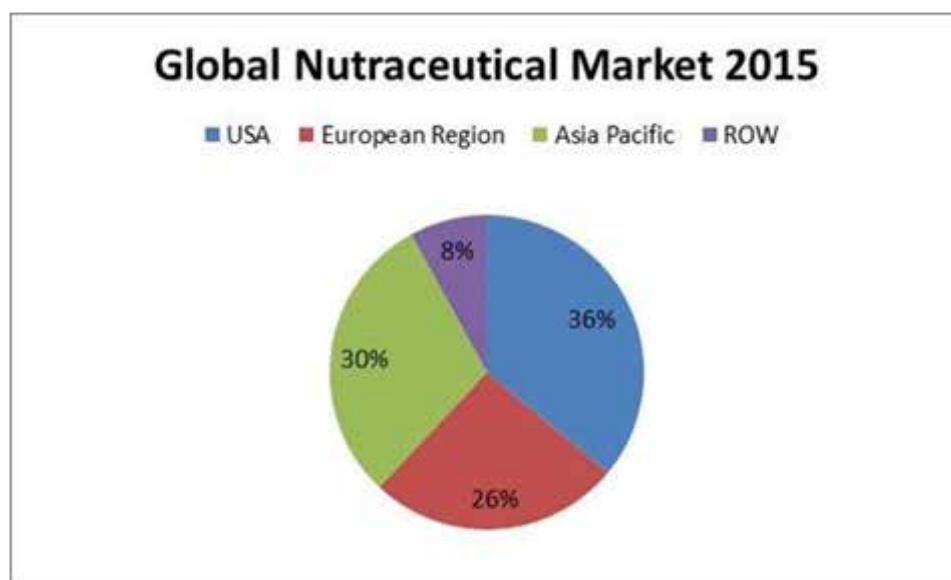
As per Persistence Market Research, the global market for dimer acids was valued at an estimated US\$ 494 million in 2015, and is expected to expand at a CAGR of 6.1% from 2015 to 2021, to reach a market value of US\$706 million by 2021. Growing economies of developing countries coupled with rising disposable income has boosted the overall demand for residential properties which in turn is expected to augment the overall growth of construction industry. Construction industry is the major application of adhesives and surface coatings. Increasing demand for adhesives, paints & coatings and oil field chemicals will be the key drivers in the dimer acid industry. The most attractive region for dimer acids market is Asia Pacific due to easy availability of raw materials for production of dimer acids. Volatile price of key raw materials is expected to remain a key challenge for market participants.

(Source – Grandview Research, Report Linker, Transparency Market Research, Market Publishers, Statistics MRC, Persistence Market Research)

NUTRACEUTICALS

Nutraceutical, a term combining the words “Nutrition” and “Pharmaceutical”, Nutraceuticals are products that provide health and nutrition benefits in addition to the basic nutrition value present in food items. Nowadays, consumers are more health conscious, more aware and better informed on nutrition-enabled products. The future involves nutraceutical companies being able to develop customized goods and beverages according to an individual’s genetic and lifestyle mapping.

Dietary supplements are not only consumed in order to meet the recommended daily intake of nutrients but also as a physical performance booster and for disease prevention. In addition, there is a shift in the preference of consumers from synthetic ingredients to organic foods and ingredients, which are obtained from non-genetically modified organism (non-GMO) extracts.



As per Transparency Market Research Report the global nutraceuticals market stood at around \$182 billion as of 2015 and will rise to around \$278 billion by 2021 exhibiting a CAGR of 7.3%. Nutraceuticals are segmented on the basis of product type and geography. Based on Product Type: Dietary supplements, functional food, functional beverages, and personal care and pharmaceuticals. Based on Geography: Asia Pacific has the largest nutraceuticals market followed by North America. Europe exhibit the strongest demand for nutraceuticals. The best test markets for innovative products are Spain and United Kingdom. The high levels of health consciousness among European consumers are the greatest advantage that companies enjoy in the European nutraceuticals market.

Tocopherol :

Rising health concerns coupled with increasing disposable income may be attributed to growing vitamin E demand. Natural Vitamin E, which is easily recognized and absorbed by the body has various health benefits. Vitamin E products include Tocopherols and Tocotrienols. It helps in preventing Cardio vascular problems such as hardening of the arteries like heart attack, chest pain, joint pain and high blood pressure. Rising prevalence of these health issues has spurred mixed tocopherol demand globally. The pharmaceutical industry have increased the use of Vitamin E in the development of drugs for the treatment of various diseases like Alzheimer, diabetes, dementias, night cramps, Parkinson’s disease, epilepsy, restless leg syndrome, Huntington’s chorea, etc.

These products find usage across various end-use industries such as food & beverage fortification and dietary supplements. As per the Grand View Research Report the global mixed tocopherol market demand was around 83 kilo tons in 2014 and is expected to reach around 110 kilo tons by 2022. In terms of value, the global mixed Tocopherol market is expected to reach around \$5 billion by 2022. Some of the key drivers of the market growth are increasing health awareness and health concerns. However the threat of ingredients and raw material contamination could pose a challenge to the growth of this market.

(Source – Grandview Research, Report Linker, Transparency Market Research, Market Publishers Tata Strategic Management Group, Industry Experts,)

STRENGTHS AND OPPORTUNITIES



The company uses waste or by-products of vegetable oil refineries for its raw materials, like acid oils and vegetable oil deodorized distillate which gives it a distinct price advantage vis-à-vis its peers, who usually manufacture these products by processing crude vegetable oils. The company has gained good experience of more than a decade in sourcing the raw materials for their requirement from all the large soya, sunflower, corn and cotton oil manufacturing plants across the country. Your company has a long lasting relationship with all its clients as well as suppliers of raw materials. The company has opportunistically positioned itself to manufacture niche products and hence it is one of the dominant manufacturers for two such products in India.

With continued global focus on natural and value added products, your company is in a good position for future growth. Your company has a well-entrenched customer relationship in high growth industries like Paint, Inks, FMCG, and Chemicals etc. The company has good opportunities to explore by-products of other vegetable oils as its raw material as well as in increasing its product portfolio by manufacturing other value added oleo chemicals and nutraceuticals. Additionally, with the current upgradation and expansion activities at the company's existing facilities, further economies of scale and improvement in efficiencies are also a strong possibility.

HUMAN RESOURCES MANAGEMENT

Adi Finechem Limited's Human Resource Management policy states that human capital is of immense importance for the overall growth of the company. Employee motivation, development and engagement are the key aspects of good human resource management. AFL would not have been where it is today without its people and their commitment, innovation, dedication, belongingness to the organization. It focuses more on enriching the life of its employees and boosting their productivity. AFL is equal opportunity provider and strives to attract the best available talent and ensures diversity in its workforce.

Industrial Relations at the plant location remained harmonious. AFL emphasizes more on employee safety at the work location. As at March 31, 2016, there were 175 employees on the payroll of the Company.

OUTLOOK

The financial year 2015-16 started out on a challenging note for your company due to continued downward pressure on realisations for one of the key products viz. Tocopherol. The outlook appears to be promising as the company has now become more cost competitive with its continued focus on (a) process optimization, (b) energy saving and (c) ideal product mix with in-built flexibility to a great extent. Over a period, company has acquired skills which are required in procuring raw materials and selling premium products in domestic market. The technical specifications of raw materials procured from different vegetable oil refineries will vary based on process parameters followed by each one of them and the kind of crude vegetable oil (which is a natural agricultural commodity) used by them. At the same time, our raw materials are by-products of such vegetable oil refineries and so it gets relatively less importance at their end as far as quality and keeping separate by-product streams of different oils are concerned. Thus by its very nature, this business is quite demanding.

INTERNAL CONTROL SYSTEMS AND THEIR ADEQUACY

There are adequate Internal Control Systems for financial reporting and time bound compliance of applicable laws and regulations. An independent firm of Chartered Accountants has carried out internal audit of the books of accounts of the company on a monthly basis. The Audit Committee also reviews on a quarterly basis, adequacy and effectiveness of these internal control systems.

TRANSPARENCY IN SHARING INFORMATION

Transparency refers to sharing information and acting in an open manner. Processes and information are directly accessible to those concerned with them and enough information is provided to understand and monitor them. Your Company believes in total transparency in sharing information about the business operations with all its stakeholders. Your Company strives to provide maximum possible information about its business operations to all its stakeholders. Your Company strives to provide maximum possible information in this report to keep stakeholders updated about the business performance.

CAUTIONARY STATEMENT

The projections, estimated data and graphs etc. used in this Report are taken from documents available on the internet / websites and we don't confirm their correctness. Further, some of the statements (expressed or implied) or inference drawn from statements in Management Discussion and Analysis Report or elsewhere in this Annual Report may be 'forward looking statements' and made for the limited context of the respective subject/ topic. These may be categorized as such within the applicable laws and regulations. As these are based on certain subjective factors, assumptions and expectations of future events hence may differ materially from actual results. The company assumes no responsibility to publicly amend, modify or revise any forward-looking statement. Readers are cautioned that the Company is in no way responsible for any loss / adverse result caused to the readers attributable to these statements. The risks outlined here are not exhaustive. Readers are requested to exercise their own judgment in assessing the risk associated with the company.

DIRECTORS' REPORT

To,

The Members,

Your Directors are indeed pleased to present the Thirty First Annual Report and Audited Accounts of the Company for the financial year ended March 31, 2016.

FINANCIAL RESULTS :

Rs. in Crores

		Year ended on	
		31-03-2016	31-03-2015
(1)	Income	152.54	151.27
(2)	Profit before Interest, Depreciation & Taxation	23.34	25.51
	Less : Interest	3.79	2.74
(3)	Profit before Depreciation and Taxation	19.55	22.77
	Less : Depreciation	2.99	2.22
(4)	Profit before Tax for the year	16.56	20.55
	Less : Provision for Taxation :		
	(a) Current Tax	4.37	4.84
	(b) Deferred Tax	1.65	2.08
	(c) Excess Provision of earlier years (Net)	(0.06)	(0.06)
	Sub-total	5.96	6.86
(5)	Net profit after Tax for the year	10.60	13.69
	Add : Balance B/f from previous year's a/c.	41.01	33.74
	Sub-total	51.61	47.43
(6)	Less : (a) Utilised for issue of bonus shares	---	1.26
	(b) Adjustment relating to Fixed Assets	---	0.01
	(c) Transferred to General Reserve	1.00	1.00
	(d) Proposed Dividend	3.45	3.45
	(e) Dividend Distribution Tax	0.70	0.70
	Sub-total	5.15	6.42
(7)	Balance C/f to next year's account	46.46	41.01

OPERATIONS AND THE STATE OF COMPANY'S AFFAIRS :

(A) Sales and Profit:

The sales and other income of the Company during 2015-16 were flat at Rs. 152.80 crores compared to Rs. 151.27 crores of the previous year though there was 8 % volume growth in sales of the Company. This was

mainly due to lower contribution of export sales in total sales of the Company. The company has made Profit before tax of Rs. 16.56 crores compared to previous year's Rs.20.55 crores. During the first half of F.Y. 2015-16, the Company had undergone stringent audit requirements to ensure that its nutraceuticals export business to U.S.A is not affected when the new law in U.S.A. is implemented which is expected to be in place later this year. This had impacted the production of the Company and in turn had impacted export. During the year, Tocopherols prices remained stable.

(B) Raw Material:

Required quantities of both the Raw materials were available from within India and couple of nearby countries.

(C) Export:

Company was able to procure the required orders for its export products. Company made export of Rs. 30.20 crores (Previous Year – Rs. 38.57 crores) during the year.

(D) The Capital expenditure incurred during the year was mainly for increase in capacity of downstream product viz. Dimer Acid and related / balancing equipments. During the year, the Company successfully commissioned its new Dimerization plant.

No material changes and commitments, affecting the financial position of the Company, have occurred between March 31, 2016 and the date of this Report.

TRANSFER TO RESERVES :

Your Directors recommend appropriation of Rs. 1.00 crore to General Reserve.

DIVIDEND:

Your Directors are pleased to recommend a dividend of Rs.2.50 (i.e. 25 %) per equity share (Previous Year Rs.2.50/- per equity share) on the Equity Share Capital for the financial year ended March 31, 2016, subject to the approval of the shareholders at the ensuing Annual General Meeting of the Company.

MEETINGS OF THE BOARD :

During the Financial Year 2015-16, 6 (six) meetings of the Board of Directors took place. For further details, please refer Report on Corporate Governance.

PARTICULARS OF LOANS GUARANTEES AND INVESTMENTS :

The Company has not given any loan, made investment, given any guarantee or provided any security – covered u/s. 186 of The Companies Act, 2013 – to anyone.

CORPORATE GOVERNANCE/MANAGEMENT DISCUSSION AND ANALYSIS REPORT:

A Report on the Corporate Governance Code along with a certificate from the Auditors of the Company regarding the compliance of conditions of Corporate Governance as stipulated under regulation 34 of SEBI (LODR) Regulations, 2015 as also the Management Discussion and Analysis Report are annexed to this Report.

FIXED DEPOSITS:

During the year, Company has not accepted any Fixed Deposits.

CREDIT RATING :

CARE has re-affirmed 'CARE A-' (Single A Minus) to Long Term Bank facilities (considered to be good for our size of manufacturing companies) and 'CARE A1' (A One) to Short Term Bank facilities.

TECHNICAL ACHIEVEMENT:

The Company keeps on exploring the possibility of technical improvement and process optimization for better yields / product mix / energy efficiency.

DIRECTORS:

Shri Hemant N. Shah shall retire at the forthcoming Annual General Meeting of the Company and being eligible, offer himself for reappointment.

During the year under review, Shri Harsha Raghavan and Shri Sumit Maheshwari were appointed as Additional Directors, Promoter Category u/s. 161 (1) of The Companies Act, 2013. They will hold the Office of Director upto the date of forthcoming Annual General Meeting. Notices u/s. 160 of The Companies Act have been received for their appointment as Directors of the Company.

STATEMENT ON DECLARATION GIVEN BY INDEPENDENT DIRECTORS :

The Company has received declarations from all the Independent Directors of the Company, inter alia, confirming that they meet the criteria of Independence as prescribed under Section 149 of the Companies Act, 2013 and Regulation 16(1)(b) of SEBI (LODR) Regulations, 2015.

COMPANY'S POLICY ON DIRECTORS' APPOINTMENT AND REMUNERATION INCLUDING CRITERIA FOR DETERMINING QUALIFICATIONS, POSITIVE ATTRIBUTES, INDEPENDENCE OF A DIRECTOR ETC. :

Pursuant to the provisions of Section 178 and other applicable provisions, if any, of the Companies Act, 2013 read with the Rules made thereunder and clause 49 of erstwhile Listing Agreement [now Regulation 19 of SEBI (LODR)] Regulations, 2015, the Board of Directors at their Meeting held on 11.08.2014 approved the Remuneration and Nomination Policy as recommended by the Nomination and Remuneration Committee. The salient features of the said policy covering the policy on appointment and remuneration and other matters have been explained in the Corporate Governance Report.

BOARD EVALUATION :

Based on the criteria for evaluation of Independent Directors and the Board as recommended by the Nomination and Remuneration Committee and as adopted by the Board, Board carried out evaluation of its own performance and that of the independent Directors.

DIRECTORS' RESPONSIBILITY STATEMENT:

Pursuant to the requirement of Section 134(3)(C) of the Companies Act, 2013 with respect to Directors' Responsibility Statement, the Directors hereby confirm:

- (i) that in the preparation of the annual accounts for the year ended March 31, 2016, the applicable accounting standards read with requirements set out under Schedule III of the Companies Act have been followed and there are no material departures from the same;
- (ii) that the Directors have selected such accounting policies and applied them consistently and made judgments and estimates that are reasonable and prudent so as to give a true and fair view of the state of affairs of the Company at the end of the financial year viz. March 31, 2016 and of the profit of the Company for that period;
- (iii) that the Directors have taken proper and sufficient care for the maintenance of adequate accounting records in accordance with the provisions of this Act for safeguarding the assets of the Company and for preventing and detecting fraud and other irregularities;
- (iv) that the Directors have prepared the annual accounts on a 'Going Concern' basis;
- (v) that the Directors have laid down internal financial controls to be followed by the company and that such internal financial controls are adequate and were operating effectively and
- (vi) that the Directors have devised proper systems to ensure compliance with the provisions of all applicable laws and that such systems are adequate and operating effectively.

PERSONNEL:

All the employees have worked with zeal and enthusiasm and your Directors wish to express their sincere appreciation to all the employees for their support, co-operation and dedicated services.

PARTICULARS OF EMPLOYEES :

There was no employee drawing an annual salary of Rs. 60.00 lacs or more where employed for full year or monthly salary of Rs. 5,00,000/- or more where employed for part of the year and therefore, no information pursuant to the provisions of Rule 5 of The Companies (Appointment and Remuneration of Managerial Personnel) Rules, 2014 is required to be given.

LISTING

The Company's securities are listed with National Stock Exchange of India Ltd., BSE Limited and Ahmedabad Stock Exchange Ltd. The Company has paid the listing fees to BSE Limited and National Stock Exchange of India Limited. As far as Ahmedabad Stock Exchange is concerned, we have already submitted written request to the Stock Exchange for letting us know the amount of fees payable for F.Y. 2016-17. The details are still awaited.

CORPORATE GOVERNANCE :

As per Regulation 34(3) read with schedule V of the SEBI (LODR) Regulations, 2015, a separate Section on corporate governance practices followed by Company, together with a certificate from Company's Statutory Auditors confirming compliance forms an integral part of this report.

BUSINESS RESPONSIBILITY REPORT :

The Business Responsibility Reporting, as required Regulation 34(2)(g) of SEBI (LODR) Regulations, 2015 is not applicable to the Company.

CONTRACTS AND ARRANGEMENTS WITH RELATED PARTIES :

All contracts / arrangements / transactions with related parties entered into by the Company during the financial year with related parties were in the ordinary course of business and on an arm's length basis. During the year, the Company had not entered into any contract / arrangement / transaction with related parties which could be considered material in accordance with related party transactions.

CORPORATE SOCIAL RESPONSIBILITY (CSR) :

The Corporate Social Responsibility Committee has formulated and recommended to the Board, a Corporate Social Responsibility (CSR) Policy which has been approved by the Board. The other details of the CSR activities as required u/s. 135 of the Companies Act are given in CSR Report at Annexure to Director's Report.

RISK MANAGEMENT POLICY :

The Company has put in place Risk Management Plan. The Company has identified following elements of risk which in the opinion of the Board may threaten the existence of the Company :

- (1) Severe simultaneous drought in those Soya producing countries of the world on which Indian Crude Soya Oil refining is partly dependent.
- (2) Development of new and substantially cheaper manufacturing technologies using altogether new inputs for making various kinds of resins which are required for making paints, printing ink, hardners/adhesives
- (3) New research on the benefits of Natural Vitamin E versus Synthetic one, which dilutes the benefit of Natural Vitamin E.

The Company has identified other hard vegetable oils such as Palm to which it can switch over to in the extreme event of non-availability of soft oils based raw materials throughout the year.

AUDITORS:

The auditors M/s Jhaveri Shah & Co., Chartered Accountants, Ahmedabad were appointed at the last Annual General Meeting held on July 27, 2015 for a term of five years, subject to ratification at each and every intervening annual general meeting. They have, however, given the letter to the Company expressing their unwillingness to continue as the Statutory Auditors of the Company.

The Company now proposes to appoint, subject to approval at the ensuing Annual General Meeting, M/s. Price Waterhouse & Co. Chartered Accountants LLP as the Statutory Auditors of the Company for a term of five years, subject to ratification at each and every intervening annual general meeting. The Audit Committee of the Board of Directors has recommended their appointment.

The Report of the Statutory Auditors for the financial year 2015-16 does not contain any qualification, reservation or adverse remark.

SECRETARIAL AUDIT REPORT

As required by Section 204 of The Companies Act, 2013 read with The Companies (Appointment and Remuneration of Managerial Personnel) Rules, 2014, the Board has appointed M/s. Parikh Dave & Associates, Company Secretaries, Ahmedabad, a firm of Company Secretaries in Practice to conduct Secretarial Audit for the Financial Year 2015-16. The Report of the Secretarial Audit for the financial year ended on March 31, 2016 is annexed as Annexure to this Report. The said report contains one observation. The standard of Code of Conduct as per Insider Trading Regulations requires that the `Trading Window` shall not be re-opened earlier than 48 hours from the time price sensitive information pertaining to financials of the Company become generally available. We had announced closure of `Trading Window` till end of next day of the day on which Board Meeting took place. We will ensure proper compliance of this regulation going forward. We, however, wish to place on record that no transaction – either sale or purchase of equity shares - by any of the `insiders` was reported within 48 hours from the time of release of price sensitive information.

COST AUDITOR:

As per the Companies (Cost Records and Audit) Rules, 2014 as amended by Companies (Cost Records and Audit) Amendment Rules, 2014, issued by the Central Government, the Company is required to get its cost records maintained by the company for the products covered under Chapters 2917 and 3823 of Sr. No. 18 of table mentioned under Rule 3 (B) – Non-regulated Sectors audited by a Cost Auditor. Accordingly, the Board of Directors, as per the recommendation of the Audit Committee, proposes to appoint M/s. Rajendra Patel & Associates, Cost Accountants as Cost Auditors for the financial year 2016-17.

CONSERVATION OF ENERGY, TECHNOLOGY ABSORPTION, AND FOREIGN EXCHANGE EARNINGS AND OUT GO:

A. Conservation of Energy

(a) Energy Conservation measures taken:

Energy Conservation is an ongoing feature at Adi Finechem Ltd. During the year Company took trials of its various motors to measure efficiency vis-a-vis last generation motors. The trials show fair amount of saving of power and Company is now contemplating to proceed in the matter.

(b) Additional investments and proposals, if any, being implemented for reduction of consumption of Energy:

The Company is exploring investments in replacement of its several motors, particularly those with >15 HP rating.

(c) Impact of measures listed in (a) and (b) for reduction of energy consumption and consequent impact on the cost of production of goods:

The above mentioned energy saving initiatives will help the company to contain its Power and Fuel costs.

(d) Total energy consumption per unit of production as per prescribed Form `A` :

As per annexure attached.

B. Technology Absorption

The Company has an ongoing program for up gradation of existing products, improvement in manufacturing processes, reduction in product costs and increase in yield of prime intermediate / finished products. The

Company was able to achieve higher yield of its prime intermediate / finished products on its Fractional Column/ autoclave equipments. This is done through constant interaction with employees, customers and vendors.

Company continued its experiment with process routes.

C. Foreign Exchange Earnings and outgo

Foreign Exchange Earnings Rs.30,19,51,610/-

Foreign Exchange Utilised Rs.8,52,32,381/-

Extract of Annual Return :

The details forming part of the extract of Annual Return in Form MGT-9 as required under Section 92 of the Companies Act, 2013 is annexed herewith as Annexure to this Report.

ACKNOWLEDGMENTS:

Your Board of Directors wishes to place on record its appreciation to the contribution made by the employees of the company. The company has achieved impressive growth through the competence, hard work, solidarity cooperation and support of employees at all levels. The Directors also wish to thank the Government authorities, bank and shareholders for their cooperation and assistance extended to the company.

For and on behalf of the Board of Directors,

Place : Ahmedabad
Date : April 29, 2016

Utkarsh B. Shah
Chairman

A. POWER AND FUEL CONSUMPTION				2015-16	2014-15
1.	ELECTRICITY				
	A.	Purchased	Units	69,61,590	58,15,265
			Total Amount (Rs.)	5,26,06,167	4,20,32,719
			Rate / Unit (Rs.)	7.56	7.23
	B.	Own Generation	Units	1,90,472	163,304
			Units per Litre of Diesel	3.31	3.20
			Average Cost / Unit (Rs.)	16.40	20.10
2.	FURNACE OIL				
			Quantity (in KL)	218.138	251.390
			Total Cost	51,93,848	10,713,307
			Average rate per litre (Rs.)	23.81	42.61
3	LIGNITE / COAL				
			Quantity (in M.Tons)	8,814.57	11,178
			Total Cost	5,02,24,900	51,033,176
			Average rate per Kg. (Rs.)	5.68	4.57
4.	OTHERS (IF ANY)			-	-

B.	Consumption per unit of Production	Production (M.Tons)	Standards, if any	Per M.Ton
1	ELECTRICITY			KWH
	Deodorizer Distillate (Mixed Tocopherol Concentrate)	1,279.690 (1,648.017)	- -	532 (525)
	Linoleic Acid	2269.225 (1858.455)	- -	346 (342)
	Dimer Acid	3777.055 (2550.397)	- -	296 (340)
2	FURNACE OIL			Litres
	Deodorizer Distillate (Mixed Tocopherol Concentrate)	1,279.690 (1,648.017)	- -	18.79 (24.00)
	Linoleic Acid	2269.225 (1858.455)	- -	10.77 (10.50)
	Dimer Acid	3777.055 (2550.397)	- -	15.89 (32.00)
3	LIGNITE / COAL			KGS.
	Deodorizer Distillate (Mixed Tocopherol Concentrate)	1,279.690 (1,648.017)	- -	977 (1050)
	Linoleic Acid	2269.225 (1858.455)	- -	421 (499)
	Dimer Acid	3777.055 (2550.397)	- -	927 (1275)

ANNEXURE TO DIRECTORS' REPORT - DISCLOSURES ON MANAGERIAL REMUNERATION

Details of remuneration as required under Rule 5(1) of the Companies (Appointment and Remuneration of Managerial Personnel) Rules, 2014 is provided below:

- (A) No of permanent employees on the rolls of the Company : 175
- (B) The percentage increase in the median remuneration of employees in FY 2016 stood at 14%.
- (C) Relationship between the average increase in remuneration and the Company's performance:

Given below are the key financial parameters reflecting Company's performance.

		March 31, 2016	March 31, 2015	Growth
		Rs. in Crores		(In%)
1	Total Revenue	152.54	151.27	1.01%
2	Profit before Depreciation, Finance Costs and Tax expense	23.34	25.51	(8.51%)
3	Profit before Tax	16.56	20.55	(19.42%)
4	Profit after Tax	10.60	13.69	(22.57%)
5	Earning per share (As per annual reports for respective years) (Rs.)	7.68	9.92	(22.58%)
6	Market Capitalisation	356.16	473.41	(24.77%)
7	Return on Capital Employed	22.20%	28.10%	

- (D) Average percentile increase already made in salaries of employees other than managerial personnel in last financial year and its comparison with the percentile increase in managerial remuneration.

The average increase in the remuneration of all employees was 10% for the FY 2015-16. There was no increase in remuneration of Managing Director and Whole time Director. The increase in the remuneration of CFO and Company Secretary was 5%.

The average increase in the remuneration of both, the managerial and non-managerial personnel was determined based on the overall performance of the Company. Further, the criteria for remuneration of non-managerial personnel is based on an internal evaluation of key performance areas (KPIs), while the remuneration of the managerial personnel is based on the remuneration policy as recommended by the Nomination & Remuneration Committee and approved by the Board of Directors.

There were no exceptional circumstances which warranted an increase in managerial remuneration which was not justified by the overall performance of the Company.

(E) Percentage increase in the remuneration of each director and key managerial personnel in FY 2016 is given below. Further details are given in MGT-9.

Name	Designation / Category	Increase / (Decrease) in Remuneration (%)
Shri Utkarsh B. Shah	Chairman / Non-Executive	No remuneration
Shri Nahoosh J. Jariwala	Managing Director / Executive	(5.40%)
Shri Harsha Raghavan*	Director / Non-Executive	No remuneration
Shri Sumit Maheshwari	Director / Non-Executive	No remuneration
Shri Bimal D. Parikh**	Director / Non-Executive	(25.73%)#
Shri Hemant N. Shah***	Director / Non-Executive	No remuneration
Shri Jayesh K. Shah	Director / Non-Executive	12.96%
Shri Kalpesh A. Patel	Director / Non-Executive	15.91%
Shri Nitin R. Patel	Director / Non-Executive	31.48%
Shri Ganpatraj Chowdhary	Director / Non-Executive	75%
Shri Bhavin A. Shah	Director / Non-Executive	-
Ms. Sonal V. Ambani	Director / Non-Executive	See note below
Mr. Rajen N. Jhaveri	C.F.O. and Company Secretary	4.62%

* Shri Harsha Raghavan and Shri Sumit Maheshwari were appointed as additional director in promoter category with effect from February 8, 2016.

** Change of Designation from Executive Director to (Non-Executive) Director w.e.f. 05.03.2016.

*** Change of Designation from Whole Time Director to (Non-Executive) Director w.e.f. 05.03.2016.

Remuneration for F.Y. 2015-16 is for 10 months (April 1, 2015 to January, 2016) only.

Note : Ms. Sonal V. Ambani was appointed as Woman Director w.e.f. March 31, 2015 by circular resolution. So comparison of remuneration is not available.

(F) Remuneration of each director to the median employees' remuneration (times) for FY 2016 :

Names	Designation / Category	Remuneration of Directors to median Employee's remuneration (times)
Shri Utkarsh B. Shah	Chairman / Non-Executive	Not Applicable
Shri Nahoosh J. Jariwala	Managing Director / Executive	21.48
Shri Harsha Raghavan	Director / Non-Executive	Not Applicable
Shri Sumit Maheshwari	Director / Non-Executive	Not Applicable
Shri Bimal D. Parikh	*Executive Director / Executive	8.1
Shri Hemant N. Shah	*Whole time Director / Executive	Not Applicable
Shri Jayesh K. Shah	Director / Non-Executive	0.15
Shri Kalpesh A. Patel	Director / Non-Executive	0.11
Shri Nitin R. Patel	Director / Non-Executive	0.13
Shri Ganpatraj Chowdhary	Director / Non-Executive	0.07
Shri Bhavin A. Shah	Director / Non-Executive	0.08
Ms. Sonal V. Ambani	Director / Non-Executive	0.08

* Upto March 05, 2016 only. Designation and Category changed to Director and Non Executive respectively.

- (G) Variations in the market capitalization of the Company, price earnings ratio as at the closing date of the current financial year and previous financial year

The market capitalisation of the Company decreased by 24.76% , from Rs. 473.41 crores as at March 31, 2015 to Rs. 356.16 crores as at March 31, 2016. The price to earnings ratio decreased by 2.83%, from 34.59 times as at March 31, 2015 to 33.61 times as at March 31, 2016.

Year 1995, the Company (then known as H. K. Agrochem Limited) came out with an issue of 20,00,000 fully paid equity shares of Rs. 10/- each at par for cash for an aggregate amount of Rs. 2.00 crores. The Company had three back to back bonus issue of equity shares as follows :

- (a) Year 2012 – Two bonus equity shares of Rs. 10/- each fully paid up for every 10/- equity shares of Rs. 10/- each fully paid up.
- (b) Year 2013 – One bonus equity share of Rs. 10/- each fully paid up for every 10/- equity shares of Rs. 10/- each fully paid up.
- (c) Year 2014 - One bonus equity share of Rs. 10/- each fully paid up for every 10/- equity shares of Rs. 10/- each fully paid up

The equity shares of the Company closed at Rs. 258.20 on Bombay Stock Exchange of India Limited on March 31, 2016, representing an increase of 3649% since the date of Public Issue (after adjustment for 3 bonus issues).

- (H) Key Parameters for Variable Component of remuneration availed by the Directors

There was no variable component in form of Commission payment to Non-Executive Directors during F.Y. 2015-16. The Managing Director and Executive Director are eligible for variable component in the form of Commission on Profits @ 0.75% and 0.30% respectively as approved by the Members at the 28th Annual General Meeting held on 24th June, 2013.

- (I) There were no employees (who are not directors) who received remuneration in excess of the highest paid Director of the Company during the year.

ANNEXURE TO DIRECTORS' REPORT

ANNUAL REPORT ON CORPORATE SOCIAL RESPONSIBILITY (CSR) ACTIVITIES :

- (1) Brief outline of the Company's CSR policy, including overview of the projects or programs proposed to be undertaken and a reference to web-link to the CSR policy and projects or programs :

The CSR policy framed pursuant to the provisions of section 135 of The Companies Act, 2013 is available on the Company's website. The web-link of the same is –

<http://www.adifinechem.com/CSR%20Policy.pdf>

The Company proposes to focus on the following areas of the CSR Policy :

- (a) Organising / sponsoring need based programs for Health
 - (b) Providing financial support to non-profit making entities involved in preventive health care.
 - (c) Providing direct financial assistance for medical treatment in hospitals / nursing homes.
 - (d) Providing financial support to campaigns meant for creating public awareness in the area of eradication of diseases.
 - (e) Initiatives relating to better hygiene and sanitation.
- (2) Composition of the CSR Committee :
- Shri Nahoosh Jariwala, Managing Director
Shri Bimal Parikh, Director (Promoter)
Shri Hemant Shah, Director (Promoter) and
Shri Nitin Patel, Independent Director
- (3) Average Net Profit of the Company for last three financial years is Rs. 2109.62 Lacs.
- (4) Prescribed CSR Expenditure (2 % of the amount as in item No. 3 above.) Rs. 42.19 lacs
- (5) Details of CSR spent during the Financial Year
- (a) Total amount to be spent for the financial year : Rs. 42.19 lacs
 - (b) Amount unspent : Rs. 41.97 lacs
 - (c) Manner in which the amount is spent during the financial year is detailed below :

(Amount in Rs.)

Sr. No.	CSR Project/ Activities	Sector	Location of the Project	Amount outlay (Budget) Project or Program wise	Amount spent on the Project or Program Sub_heads: (1) Direct Expenditure on Projects (2) Overheads	Cumulative Expenditure up to Reporting Period	Amount Spent Direct or Through implementing Agency
1	Distribution of Food in School at Chekhala	Education	Chekhala Ta. Sanand	22,220/-	22,220/-	22,220/-	Direct

The Reason for not spending the entire amount is given in the Directors' Report

EXTRACT OF ANNUAL RETURN

as on financial year ended on 31.03.2016

Form No. MGT-9

Pursuant to Section 92 (3) of the Companies Act, 2013 and rule 12(1) of the Company (Management & Administration) Rules, 2014.

I. REGISTRATION AND OTHER DETAILS:

i	CIN	L15140GJ1985PLC007845
ii	Registration Date	25.05.1985
iii	Name of the Company	ADI FINECHEM LIMITED
iv	Category/Sub-category of the Company	Public Company/Limited by Shares
v	Address of the Registered office & contact details	1st Floor, 2, Sigma Corporates, Behind HOF Living, Sindhu Bhavan Road, Off. S.G. Road, Ahmedabad - 380059. Phone (079) 29701675
vi	Whether listed company	Yes
vii	Name , Address & contact details of the Registrar & Transfer Agent, if any.	Link Intime India Pvt. Ltd. C-13, Pannalal Silk Mills Compund, LBS Road, Bhandup (West), Mumbai - 400078. Phone : (022) 25946970

II. PRINCIPAL BUSINESS ACTIVITIES OF THE COMPANY

All the business activities contributing 10% or more of the total turnover of the company shall be stated:-

Sl. No.	Name and Description of main products / services	NIC Code of the Product / service	% to total turnover of the company
1	Deodorizer Distillate (Mixed Tocopherol Concentrate)	3004	16.33%
2	Dimer Acid	3009	24.90%
3	Linoleic Acid / Soya Fatty Acid	3004	25.82%

III. PARTICULARS OF HOLDING, SUBSIDIARY AND ASSOCIATE COMPANIES :

Sl No	Name & Address of the Company	CIN/GLN	HOLDING/ SUBSIDIARY/ ASSOCIATE	% OF SHARES HELD	APPLICABLE SECTION
1	N/A				
2	N/A				
3	N/A				

IV. SHARE HOLDING PATTERN (Equity Share Capital Breakup as percentage of Total Equity)

i) Category-wise Share Holding

Category of Shareholders	No. of Shares held at the beginning of the year (as on April 1, 2015 i.e., on the basis of SHP of March 31, 2015)				No. of Shares held at the end of the year (as on March 31, 2016 i.e., on the basis of SHP of March 31, 2016)				% change during the year
	Demat	Physical	Total	% of Total Shares	Demat	Physical	Total	% of Total Shares	
A. Promoters									
(1) Indian									
a) Individual/HUF	6,480,380	Nil	6,480,380	46.98%	1,413,536	Nil	1,413,536	10.25%	-36.73%
b) Central Govt.or State Govt.									
c) Bodies Corp.	2,139,703	Nil	2,139,703	15.51%	1,046,464	Nil	1,046,464	7.59%	-7.92%
d) Banks/FI									
e) Any other...									
Sub-Total (A)(1)	8,620,083	Nil	8,620,083	62.49%	2,460,000	Nil	2,460,000	17.84%	-44.65
(2) Foreign	Nil	Nil	Nil	Nil					
a) NRIs- Individuals	Nil	Nil	Nil	Nil					
b) Other-individuals	Nil	Nil	Nil	Nil					
c) Bodies Corp.	Nil	Nil	Nil	Nil					
d) Banks/FI	Nil	Nil	Nil	Nil					
e) Any other	Nil	Nil	Nil	Nil	6,198,074	Nil	6,198,074	44.93%	44.93%
Sub-Total (A)(2)	Nil	Nil	Nil	Nil	6,198,074	Nil	6,198,074	44.93%	44.93%
Total Share holding Promoter(s) A=A(1)+A(2)	8,620,083	Nil	8,620,083	62.49%	8,658,074	Nil	8,658,074	62.77%	0.28%
B. Public Shareholding									
1. Institutions									
a) Mutual Funds	279,940	Nil	279,940	2.03%	470,000	Nil	470,000	3.41%	1.38
b) Banks/FI	Nil	Nil	Nil	Nil	Nil	Nil	Nil	Nil	Nil
c) Central Govt.	Nil	Nil	Nil	Nil	Nil	Nil	Nil	Nil	Nil
d) State Govt(s)	Nil	Nil	Nil	Nil	Nil	Nil	Nil	Nil	Nil
e) Venture Capital Funds	Nil	Nil	Nil	Nil	Nil	Nil	Nil	Nil	Nil
f) Insurance Companies	Nil	Nil	Nil	Nil	Nil	Nil	Nil	Nil	Nil
g) FIIs	24,000	Nil	24,000	0.174%	23,500	-	23,500	0.17%	0.00%
h) Foreign venture Capital Funds	Nil	Nil	Nil	Nil	Nil	Nil	Nil	Nil	Nil
i) Others (specify Foreign Portfolio Investor (Corporate))	358,043	Nil	358,043	2.60%	622,284	Nil	622,284	4.51%	1.91%
Sub-total (B) (1)	661,983	Nil	661,983	4.80%	1,115,784	Nil	1,115,784	8.09%	3.29%
2. Non-Institutions									
a) Bodies Corp.	422,232	5,227	427,459	3.10%	398,031	5,227	403,258	2.92%	-0.18%
i) Indian	Nil	Nil	Nil	Nil	Nil	Nil	Nil	Nil	Nil
ii) Overseas	Nil	Nil	Nil	Nil	Nil	Nil	Nil	Nil	Nil
b) Individual	Nil	Nil	Nil	Nil	Nil	Nil	Nil	Nil	Nil

i) Individual shareholders holding nominal share capital upto Rs.1 lakhs	1,438,379	226,353	1,664,732	12.07%	1,372,205	2,23,996	1,596,201	11.57%	-0.5%
ii) Individuals shareholders holding nominal share capital in excess of Rs. 1 lakhs	2,214,611	10,454	2,225,065	16.13%	1,819,847	10,454	1,830,301	13.27%	-2.86%
C) Others (specify) Non Residents	181,559	Nil	181,559	1.32%	185,917	Nil	185,917	1.35%	0.03%
d) Other (Clearing Members)	13,119	Nil	13,119	0.09%	4,465	Nil	4,465	0.03%	-0.06%
Sub total (B)(2)	4,269,900	242,034	4,511,934	32.71%	3,780,465	239,677	4,020,142	29.14%	-3.57%
Total public shareholding (B)=(B)(1)+(B)(2)	4,931,883	242,034	5,173,917	37.51%	4,896,249	239,677	5,135,926	37.23%	-0.28%
C. Shares held by Custodian for GDRs & ADRs									Nil
Grand Total (A+B+C)	13,551,966	242,034	13,794,000	100.00%	13,554,323	239,677	13,794,000	100%	Nil

(ii) Shareholding of Promoters/Promoters Group

Sl. No.	Shareholders' name	Shareholding at the beginning of the year (as on April 1, 2015 i.e., on the basis of SHP of March 31, 2015)			Shareholding at the end of the year (as on March 31, 2016 i.e., on the basis of SHP of March 31, 2016)			% change in share holding during the year
		No of shares	% of total shares of the company	% of shares pledged encumbered to total shares	No. of shares	% of total shares of the company	% of shares pledged encumbered to total shares	
1	Shri Utkarsh Shah	1,844,316	13.37%	-	550,000	3.99%	-	-9.38%
2	Shri Hemant Shah	1,279,687	9.28%	-	405,000	2.94%	-	-6.34%
3	Shri Raj Bhikhoobhai Shah	923,775	6.70%	-	-	0.00%	-	-6.70%
4	Shri Bimalbhai Dashrathbhai Parikh	872,128	6.32%	-	358,536	2.60%	-	-3.72%
5	Harihar Mfg. & Trading Pvt. Ltd.*	767,201	5.56%	-	-	0.00%	-	-5.56%
6	PCD Investment Pvt. Ltd.#	663,019	4.81%	-	663,019	4.81%	-	0.00%
7	UKM Investment Pvt. Ltd.**	663,019	4.81%	-	336,981	2.44%	-	-2.37%
8	Shri Sukoon Vipoolbhai Shah	638,319	4.63%	-	-	0.00%	-	-4.63%
9	Shri Bimal Dashrathbhai Parikh - HUF	310,383	2.25%	-	-	0.00%	-	-2.25%
10	Shri Rohan Hemant Shah	304,856	2.21%	-	100,000	0.72%	-	-1.49%
11	Mrs. Mamtaben Bimalbhai Parikh	302,560	2.19%	-	-	0.00%	-	-2.19%
12	Dashrath Jagmohandas Investments Pvt. Ltd.	43,560	0.32%	-	43,560	0.32%	-	0.00%
13	Shri Priyam B Parikh	4,356	0.03%	-	-	0.00%	-	-0.03%
14	Ashmak Investments Private Limited	2,904	0.02%	-	2,904	0.02%	-	0.00%
15	FIH Mauritius Investments Limited	-	-	-	6,194,824	44.91%	-	44.91%
16	FIH Private Investments Limited	-	-	-	3,250	0.02%	-	0.02%
	Total	8,620,083	62.49%	-	8,658,074	62.77%	-	0.28%

* Name of the Company changed to Harihar Mfg. & Trading LLP

Name of the Company changed to Nahoosh Tradelink Pvt. Ltd.

** Name of the Company changed to Jariwala Tradelink LLP

(iii) CHANGE IN PROMOTERS' SHAREHOLDING (SPECIFY IF THERE IS NO CHANGE)

Sl. No.		Shareholding at the beginning of the year		Cumulative Shareholding during the year	
		No. of Shares	% of total shares of the Company	No. of Shares	% of total shares of the Company
	At the beginning of the year	8,620,083	62.49%	8,658,074	62.77%
	Date wise Increase / Decrease in Promoters Share holding during the year specifying the reasons for increase / decrease (e.g. allotment / transfer / bonus/ sweat equity etc)	#	#	N/a	N/a
	At the end of the year	8,620,083	62.49%	8,658,074	62.77%

Inter-se Transfer among Promoters

Sl. No.	Name	Shareholding		Date	Increase/ Decrease in shareholding	Reason	Cumulative shareholding during the year (01.04.2015 to 31.03.2016)	
		No. of shares at the beginning (01.04.2014) end of the year (31.03.2015)	% of total shares of the Company				No. of shares	% of total shares of the Company
1	Shri Utkarsh B. Shah	1,844,316	13.37	01.04.2015	64,000	Transfer (inter se transfer)	1,908,316	13.83
					413,000	Transfer (inter se transfer)	2,321,316	16.83
					63,500	Transfer (inter se transfer)	2,384,816	17.29
					(920,000)	Transfer (inter se transfer)	1,464,816	10.62
					(914,816)	Transfer (inter se transfer)	550,000	3.99
					510,775	Transfer (inter se transfer)	1,060,775	7.69
					510,819	Transfer (inter se transfer)	1,571,594	11.39
					(1,021,594)	Transfer (under SPA)	550,000	3.99
2	Shri Hemant N. Shah	1,279,687	9.28	01.04.2015	(874,687)	Transfer (inter se transfer)	405,000	2.94
3	Shri Raj Bhikhoobhai Shah	923,775	6.70	01.04.2015	(413,000)	Transfer (inter se transfer)	510,775	3.70
					(510,775)	Transfer (inter se transfer)	Nil	0
4	Shri Bimalbhai Dashrathbhai Parikh	872,128	6.32	01.04.2015	(513,592)	Transfer (inter se transfer)	358,536	2.60
5	Harihar Mfg. & Trading LLP*	767,201	5.56	01.04.2015	(767,201)	Transfer (inter se transfer)	Nil	0

6	PCD Investment Pvt. Ltd.#	663,019	4.81	01.04.2015	767,201	Transfer (inter se transfer)	1,430,220	10.37
					326,038	Transfer (inter se transfer)	1,756,258	12.73
					(1,093,239)	Transfer (under SPA)	663,019	4.81
7	Jariwala Tradelink LLP.**	663,019	4.81	01.04.2015	(326,038)	Transfer (inter se transfer)	336,981	2.44
8	Shir Sukoon Vipoolbhai Shah	638,319	4.63	01.04.2015	(64,000)	Transfer (inter se transfer)	574,319	4.16
					(63,500)	Transfer (inter se transfer)	510,819	3.70
					(510,819)	Transfer (inter se transfer)	Nil	0
9	Bimal Dashrathbhai Parikh - HUF	310,383	2.25	01.04.2015	(310,383)	Transfer (inter se transfer)	Nil	0
10	Shri Rohan Hemant Shah	304,856	2.21	01.04.2015	(204,856)	Transfer (inter se transfer)	100,000	0.72
11	Mrs. Mamtaben Bimalbhai Parikh	302,560	2.19	01.04.2015	(302,560)	Transfer (inter se transfer)	Nil	0
12	Shir Priyam B Parikh	4,356	0.03	01.04.2015	513,592	Transfer (inter se transfer)	517,948	3.75
					310,383	Transfer (inter se transfer)	828,331	6.01
					302,560	Transfer (inter se transfer)	1,130,891	8.20
					(1,130,891)	Transfer (under SPA)	Nil	0
13	FIH Mauritius Investments Limited				6,160,083	Transfer (under SPA)	6,160,083	44.66
					847	open offer	6,160,930	44.66
					21,168	on market purchase	6,182,098	44.82
					6,016	on market purchase	6,188,114	44.86
					3,901	on market purchase	6,192,015	44.89
					2,809	on market purchase	6,194,824	44.91
	FIH Private Investments Limited (PAC)				3,250	on market purchase	3,250	0.02

* Name of the Company changed to Harihar Mfg. & Trading LLP

Name of the Company changed to Nahoosh Tradelink Pvt. Ltd.

** Name of the Company changed to Jariwala Tradelink LLP

(iv) Shareholding Pattern of top ten Shareholders
(other than Directors, Promoters & Holders of GDRs & ADRs)

Sr. No.	Name Of Shareholder	Shareholding at the beginning of the year		Change in Shareholding (no. of shares)		Cumulative Shareholding during the year	
		No. of Shares	% of total shared of the Company	Increase	Decrease	No. of Shares	% of total shared of the Company
1	Malabar India Fund Limited	358,043	2.60	231,741	0	589,784	4.28
2	SBI Small and Midcap Fund	279,940	2.03	190,060	0	470,000	3.41
3	Rohinton Soli Screwvala	145,742	1.06	-	0	145,742	1.06
4	Dhirendra B. Shah	136,281	0.99	-	3,750	132,531	0.96
5	Rajyog Share And Stock Brokers Ltd.	-	0	93,958	0	93,958	0.68
6	Dipti D. Shah	74,520	0.54	14,591	0	89,111	0.65
7	IL And FS Trust Company Limited	50,000	0.36	30,000	0	80,000	0.58
8	Parag Jayantibhai Shah	-	0	76,134	0	76,134	0.55
9	Diensh Rasiklal Shah	60,635	0.44	-	0	60,635	0.44
10	Krishna Kishore Maheshwari	50,000	0.36	10,000	0	60,000	0.43

Note: Top ten shareholders of the Company as on March 31, 2016 have been considered for the above disclosure.

(v) Shareholding of Directors & KMP

Sl. No.	Name	Shareholding		Date	Increase / Decrease in shareholding	Reason	Cumulative shareholding during the year (01.04.2015 to 31.03.2016)	
		No. of shares at the beginning (01.04.2015) end of the year (31.03.2016)	% of total shares of the Company				No. of Shares	% of total shares of the Company
(A)	Directors	1,844,316	13.37	01.04.2015	64,000	Transfer (inter se transfer)	1,908,316	13.83
					413,000	Transfer (inter se transfer)	2,321,316	16.83
					63,500	Transfer (inter se transfer)	2,384,816	17.29
					(920,000)	Transfer (inter se transfer)	1,464,816	10.62
					(914,816)	Transfer (inter se transfer)	550,000	3.99
					510,775	Transfer (inter se transfer)	1,060,775	7.69
					510,819	Transfer (inter se transfer)	1,571,594	11.39
					(1,021,594)	Transfer (under SPA)	550,000	3.99
2	Shri Hemant N. Shah*	1,279,687	9.28	01.04.2015	(874,687)	Transfer (inter se transfer)	405,000	2.94

4	Shri Bimalbhai** Dashrathbhai Parikh	872,128	6.32	01.04.2015	(513,592)	Transfer (inter se transfer)	358,536	2.60
5	Shri Bhavin A. Shah	11,000	0.08	01.04.2015	10,000	Sale	1,000	0.007
(B)	Key Managerial Personnel (KMP)							
1	Mr. Rajen Jhaveri	5,808	0.04	-	5,808	-	5,808	0.04

* Change in Designation w.e.f. 05.03.2016 from Whole time Director to Director

** Change in Designation w.e.f. 05.03.2016 from Executive Director to Director

V. INDEBTEDNESS

Indebtedness of the Company including interest outstanding/accrued but not due for payment

(Amount in Rs.)

	Secured Loans excluding deposit	Unsecured Loans	Deposits	Total Indebtedness
Indebtedness at the beginning of the financial year				
i) Principal Amount	242,170,199	4,55,00,000	-	287,670,199
ii) Interest due but not paid	87,045	-	-	87,045
iii) Interest accrued but not due	648,517	-	-	648,517
Total (i+ii+iii)	242,905,761	45,500,000	-	288,405,761
Change in indebtedness during the financial year				
• Addition	123,934,111	-	-	123,934,111
• Reduction	29,096,849	-	-	29,096,849
Net Change	94,837,262	NIL	-	94,837,262
Indebtedness at the end of the financial year				
i) Principal Amount	336,528,665	45,500,000	-	382,028,665
ii) Interest due but not paid	8,453	-	-	8,453
iii) Interest accrued but not due	1,205,905	-	-	1,205,905
Total (i+ii+iii)	337,743,023	45,500,000	-	83,243,023

VI. REMUNERATION OF DIRECTORS AND KEY MANAGERIAL PERSONNEL

A. Remuneration to Managing Director, Whole time director and/or Manager:

(Amount in Rs.)

Sl. No.	Particulars of Remuneration	Name of MD / WTD / EX.Dir / Manager		Total
		Shri Nahoosh Jariwala	Shri Bimal Parikh	
1	Gross Salary			
	(a) Salary as per provisions contained in section 17(1) of the Income Tax Act, 1961	3,120,000	1,250,000	4,370,000
	(b) Value of perquisites u/s 17(2) Income Tax Act, 1961	39,600	---	39,600
	(c) Profit in lieu of Salary under section 17(3) Income tax Act, 1961.			

2	Stock Option			
3	Sweat Equity			
4	Commission - As% of Profit - Others Specify	1,335,505	445,168	1,780,673
5	Others, Please Specify			
	Total(A)	4,495,105	1,695,168	6,190,273
	Ceiling as per Act	Rs. 17,806,731/- (being 10% of Net Profit of the Company Calculated as per Section 198 of the Companies Act, 2013)		

B. Remuneration to other Directors:

(Amount in Rs.)

Sl. No.	Particulars of Remuneration							Total Amount (in Rs.)
		Shri Jayesh K. Shah	Shri Kalpesh A. Patel	Shri Ganpatraj L. Chowdhary	Shri Nitin R. Patel	Shri Bhavin A. Shah	Mrs. Sonal Ambani	
1.	Independent Directors							
	a) Fee for attending board, committee meetings	27,000	22,000	14,000	27,000	17,500	17,500	125,000
	b) Commission	--	--	--	--	--	--	--
	c) Others, Please Specify	--	--	--	--	--	--	--
	Director Remuneration							
	Director Remuneration							
	Total (1)	27,000	22,000	14,000	27,000	17,500	17,500	125,000
2.	Other Non- Executive Directors							
	a) Fee for attending board, committee meetings	--	--	--	--	--	--	--
	b) Commission	--	--	--	--	--	--	--
	c) Others, Please Specify	--	--	--	--	--	--	--
	Total (2)	0	0	0	0	0	0	0
	Total B = (1+2)	27,000	22,000	14,000	27,000	17,500	17,500	125,000
	Total Managerial Remuneration							6,315,273#
	Overall ceiling as per Act.							

Total remuneration to Managing Director, Executive Director and other Directors (being the total of A & B)

C. REMUNERATION TO KEY MANAGERIAL PERSONNEL OTHER THAN MD/MANAGER/WTD

(Amount in Rs.)

Sl. No.	Particulars of Remuneration	Key Managerial Personnel	
		C.F.O. & Company Secretary	Total
1	Gross Salary		
	(a) Salary as per provisions contained in section 17(1) of the Income Tax Act, 1961	2,949,954	2,949,954
	(b) Value of perquisites u/s 17(2) Income Tax Act, 1961	28,800	28,800
	(c) Profit in lieu of Salary under section 17(3) Income tax Act, 1961.	-	-
2	Stock Option	-	-
3	Sweat Equity	-	-
4	Commission	-	-
	as % of profit	-	-
	others, specify	-	-
5	Others, please specify	-	-
	Total	2,978,754	2,978,754

VII. Penalties/Punishment/Compounding of Offences: Not Applicable

Type	Section of the Companies Act	Brief Description	Details of Penalty/Punishment/Compounding fees imposed	Authority (RD/NCTL/ Court)	Appeal made if any, (give details)
A. Company					
Penalty					
Punishment					
Compounding					
B. Directors					
Penalty					
Punishment					
Compounding					
C. Other Officers in Default					
Penalty					
Punishment					
Compounding					

Form No. MR-3

SECRETARIAL AUDIT REPORT

FOR THE FINANCIAL YEAR ENDED March 31, 2016

[Pursuant to section 204(1) of the Companies Act, 2013 and rule No.9 of the Companies (Appointment and Remuneration of Managerial Personnel) Rules, 2014]

To,
The Members,
ADI FINECHEM LIMITED
CIN:L15140GJ1985PLC007845
1st Floor, 2 Sigma Corporates, Behind HOF Living,
Sindhu Bhavan Road, Off. S.G. Road,
Ahmedabad –380059

We have conducted the secretarial audit of the compliance of applicable statutory provisions and the adherence to good corporate practices by ADI FINECHEM LIMITED (hereinafter called the 'company'). Secretarial Audit was conducted in a manner that provided us a reasonable basis for evaluating the corporate conducts/statutory compliances and expressing our opinion thereon.

Based on our verification of the Company's books, papers, minute books, forms and returns filed and other records maintained by the company and also the information provided by the Company, its officers, agents and authorized representatives during the conduct of secretarial audit, we hereby report that in our opinion, the company has, during the audit period covering the financial year ended on March 31, 2016 generally complied with the statutory provisions listed hereunder and also that the Company has proper Board-processes and compliance mechanism in place to the extent, in the manner and subject to the reporting made hereinafter:

We have examined the books, papers, minute books, forms and returns filed and other records maintained by the Company for the financial year ended on March 31, 2016 according to the provisions of:

- 1) The Companies Act, 2013 (the Act) and the rules made thereunder;
- 2) The Securities Contracts (Regulation) Act, 1956 ('SCRA') and the rules made thereunder;
- 3) The Depositories Act, 1996 and the Regulations and Bye-laws framed thereunder;
- 4) Foreign Exchange Management Act, 1999 and the Rules and Regulations made thereunder to the extent of Foreign Direct Investment, Overseas Direct Investment and External Commercial Borrowings;
- 5) The following Regulations and Guidelines prescribed under the Securities and Exchange Board of India Act, 1992 ('SEBI Act'):-
 - (a) The Securities and Exchange Board of India (Substantial Acquisition of Shares and Takeovers) Regulations, 2011;
 - (b) The Securities and Exchange Board of India (Prohibition of Insider Trading) Regulations, 1992 (upto May 14, 2015) and The Securities and Exchange Board of India (Prohibition of Insider Trading) Regulations 2015 (Effective from May 15, 2015);
 - (c) The Securities and Exchange Board of India (Issue of Capital and Disclosure Requirements) Regulations, 2009 - Not applicable as the Company has not issued any shares during the year under review;
 - (d) The Securities and Exchange Board of India (Share Based Employees Benefits), Regulations, 2014 - Not Applicable as the Company has not issued any Shares / options to the Directors /Employees under the said Regulations during the year under review;
 - (e) The Securities and Exchange Board of India (Issue and Listing of Debt Securities) Regulations, 1998 - Not Applicable as the Company has not issued any debt securities during the year under review;
 - (f) The Securities and Exchange Board of India (Registrars to an Issue and Share Transfer Agents) Regulations, 1993 regarding the Companies Act and dealing with client;

- (g) The Securities and Exchange Board of India (Delisting of Equity Shares) Regulations, 2009- Not Applicable as the Company has not delisted its Equity Shares from any Stock Exchanges during the year under review;
- (h) Securities and Exchange Board of India (Buy Back of Securities) Regulations, 2008- Not Applicable as the Company has not bought back any of its securities during the year under review;
- (i) The Securities and Exchange Board of India (Listing Obligations and Disclosure Requirements) Regulations, 2015. (Effective from December 1, 2015)

We have also examined compliance with the applicable Standards / Clauses / Regulations of the following:

- (a) Secretarial Standards with respect to the Meetings of the Board of Directors and Committee Meetings of the Board (SS-1) and General Meetings (SS-2) issued by The Institute of Company Secretaries of India. (Effective from July 1, 2015.)
- (b) The Listing Agreements entered into by the Company with National Stock Exchange of India Limited (NSE) (listed w.e.f. 8th May, 2015), BSE Limited (BSE) and Ahmedabad Stock Exchange Limited (ASE).
- (c) The Uniform Listing Agreement entered into by the Company with National Stock Exchange of India Limited (NSE) and BSE Limited (BSE).

During the period under review, the Company has generally complied with all the material provisions of the applicable Act, Rules, Regulations, Guidelines, Standards, etc. mentioned above, subject to observation that the Trading Window under SEBI (Prohibition of Insider Trading) Regulations, 2015 was re-opened earlier than 48 hours of the information becoming generally available and to that extent, the Company has not complied with the provisions of SEBI (Prohibition of Insider Trading) Regulations, 2015.

We further report that:

Having regard to the Compliance system prevailing in the Company and on examination of the relevant documents and records in pursuance thereof on test check basis, the Company has generally complied with the material aspects of the following laws specifically applicable as company being manufacturing company :

1. Factories Act, 1948;
2. The Boilers Act, 1923 and the Rules framed thereunder;
3. Explosives Act, 1884;

We further report that:

The Board of Directors of the Company is duly constituted with proper balance of Executive Directors, Non-Executive Directors and Independent Directors. The changes in the composition of Board that took place during the period under review were carried out in compliance of the provisions of Act.

Adequate notice is given to all Directors to schedule the Board Meetings at least seven days in advance except one Board Meeting which was held at Shorter Notice in due compliance of law. Agenda and detailed notes on agenda were sent well in advance and a system exists for seeking and obtaining further information and clarifications on the agenda items before the meeting and for meaningful participation at the meeting.

Decisions at the meetings of Board of Directors/ Committees of the Company were carried unanimously. We were informed that there were no dissenting views of the members on any of the matters during the year that were required to be captured and recorded as part of the minutes.

We further report that:

Based on the review of compliance mechanism established by the Company, the information provided by the Company, its officers and authorized representatives during the conduct of the audit, there are adequate systems and processes in the Company commensurate with the size and operations of the Company to monitor and ensure compliance with applicable general laws, rules, regulations and guidelines such as Labour Laws, Environmental Laws , The Trade Marks Act, 1999, The Indian Copyright Act, 1957, The Patents Act, 1970.

We further report that:

The Compliance by the Company of the applicable financial laws like Direct and Indirect Tax laws, has not been

reviewed in this Audit since the same have been subjected to the review by the Statutory Auditors and other designated professionals.

We further report that:

During the Audit period under review, the events / actions having a major bearing on the Company's affairs in pursuance of the above mentioned laws, rules, regulations, guidelines, standards, etc. are as mentioned below:

- M/s. FIH Mauritius Investments Limited along with M/s. FIH Private Investments Limited (PAC) had made an Open offer pursuant to The Securities and Exchange Board of India (Substantial Acquisition of Shares and Takeovers) Regulations, 2011 for acquiring upto 35,86,440 Equity Shares (representing 26% of the paid up Equity Share capital of the Company).
- The Indian Promoters / Promoter group has divested 61,60,083 Equity shares constituting 44.66% of their stake in favour of M/s. FIH Mauritius Investments Limited through Share Purchase Agreement.
- By virtue of the above events, M/s. FIH Mauritius Investments Limited has acquired 61,60,930 Equity Shares of the Company constituting 44.66% of the paid up Equity Share Capital of the Company.

For **Parikh Dave & Associates**

Company Secretaries

Uday G. Dave

Partner

FCS No. 6545 C P No.: 7158

Place : Ahmedabad

Date : April 26, 2016

Note: This report is to be read with our letter of even date which is annexed as Annexure - A and forms an integral part of this report.

ANNEXURE A

To,
The Members,

ADI FINECHEM LIMITED

CIN- L15140GJ1985PLC007845

Our report of even date is to be read along with this letter.

1. Maintenance of Secretarial record is the responsibility of the management of the Company. Our responsibility is to express an opinion on these secretarial records based on our audit.
2. We have followed the audit practices and process as were appropriate to obtain reasonable assurance about the correctness of the contents of the Secretarial records. The verification was done on test basis to ensure that correct facts are reflected in Secretarial records. We believe that the process and practices followed by us provide a reasonable basis for our opinion.
3. We have not verified the correctness and appropriateness of financial records and Books of Accounts of the Company.
4. Wherever required, we have obtained the Management representation about the Compliance of laws, rules and regulations and happening of events etc.
5. The Compliance of the provisions of Corporate and other applicable laws, rules, regulations, standards is the responsibility of the management. Our examination was limited to the verification of procedure on test basis.
6. The Secretarial Audit report is neither an assurance as to the future viability of the Company nor of the efficacy or effectiveness with which the management has conducted the affairs of the Company.

For **Parikh Dave & Associates**
Company Secretaries
Uday G. Dave
Partner
FCS No. 6545 C P No.: 7158

Place : Ahmedabad
Date : April 26, 2016

Report on Corporate Governance

[Pursuant to Regulation 34(3) of SEBI (Listing Obligations and Disclosure Requirements) Regulations, 2015 under Uniform Listing Agreement]

1. Company's Philosophy on the Code of Governance

The company has set itself the objective of expanding its capacities and becoming one of the most cost efficient manufacturers globally competitive in its business. As a part of its growth strategy, the company believes in adopting the best practices that are followed in the area of Corporate Governance across geographies. The company emphasizes the need for full transparency and accountability in all its transactions, in order to protect the interest of its stakeholders. The Board considers itself as a Trustee of company's shareholders and acknowledges its responsibilities towards them for creation and safeguarding their wealth.

2. Board of Directors

• Composition of the Board of Directors (Board)

The composition of the Board of Directors of the company is in conformity with the requirement of Regulation 17 of SEBI (LODR) Regulations, 2015.

In compliance with the Corporate Governance norms in terms of constitution of the Board, headed by Non-executive Chairman, the Board currently has One Executive Director and Eleven Non-executive Directors, including one woman Director, representing optimum combination of professionalism, knowledge and experience to ensure the independence of the Board and to separate the Board functions of governance and management.

Attendance of each Director at the Board Meetings and last Annual General Meeting (AGM) and the number of companies and committees where he is Chairman / Member:

Directors	Category	Attendance Particulars		Directorships in other Public Ltd. Companies incorporated in India.	Committee Memberships*	
		Board Meeting	Last AGM		Member	Chairman
Shri Utkarsh B. Shah (Chairman)	Promoter, Non-Executive	6	No	1	Nil	Nil
Shri Nahoosh J. Jariwala (Managing Director)	Promoter Executive	6	Yes	Nil	Nil	Nil
Shri Harsha Raghavan	#Promoter, Non-Executive	--	--	4	Nil	Nil
Shri Sumit Maheshwari	#Promoter, Non-Executive	--	--	1	Nil	Nil
Shri Bimal D. Parikh	**Promoter, Non-Executive	6	Yes	Nil	Nil	Nil
Shri Hemant N. Shah	**Promoter, Non-Executive	6	Yes	Nil	Nil	Nil
Shri Jayesh K. Shah	Independent, Non-Executive	6	Yes	6	Nil	Nil
Shri Kalpesh A. Patel	Independent, Non-Executive	5	Yes	Nil	Nil	Nil
Shri Ganpatraj L. Chowdhary	Independent, Non-Executive	4	Yes	2	Nil	Nil
Shri Nitin R. Patel	Independent, Non-Executive	6	Yes	Nil	Nil	Nil
Shri Bhavin A. Shah	Independent, Non-Executive	5	Yes	Nil	Nil	Nil
Ms. Sonal Vimal Ambani	Independent, Non-executive	5	Yes	1	Nil	Nil

* Includes only Audit Committee and Stakeholders' Relationship in other Public Limited Companies – whether listed or not.

** Change in Designation w.e.f. 05.03.2016. Category changed from 'Executive' to 'Non-Executive'.

Appointed as Additional Director – Non- Executive – Promoter Category w.e.f. 08.02. 2016.

Shri Utkarsh, Shah, Chairman of the Board of Directors could not attend 30th Annual General Meeting of the members held on 27th July, 2015 on personal health ground and as medically advised.

During the year, there have been no materially significant related party transactions, pecuniary relationships or transactions between the company and its non-executive Directors that may have potential conflict with the interests of the Company at large.

- **Board Meetings and Attendance**

The Meeting of the Board of Directors is scheduled in advance. The Board meets at least once in a quarter inter-alia to review the performance of the Company and consideration of quarterly financial results. Each time, a detailed agenda is prepared in consultation with the Managing Director. Six Board meetings were held in the year 2015-16 and the gap between two Board meetings has not exceeded 120 days. The dates on which meetings were held are as follows:

No.	Date of Meeting	No. of Directors Present	No.	Date of Meeting	No. of Directors Present
1	May 04, 2015	10	5.	February 03, 2016	8
2	July 27, 2015	10			
3	November 02, 2015	9	6.	March 05, 2016	9
4	November 04, 2015	9			

- **Appointment of Independent Directors**

Firstly, the Nomination and Remuneration Committee identifies, based on Company's policy for such position, suitable person having expert knowledge and skill in his / her profession / area of business and who can effectively participate in Board proceedings and recommends the same to the Board. The Board after evaluating the said Committee's recommendation takes the decision which according to the Board is in the best interest of the Company.

- **Meeting of Independent Directors**

The Independent Directors meet at least once in a financial year without the presence of Promoter Directors and management personnel. They discuss the matters pertaining to the business and other related affairs of the Company. The views expressed at such meeting are brought to the knowledge of the Chairman of the Board.

During the year, one such meeting took place.

- **Committee of Independent Directors :**

Pursuant to the requirement of Regulation 26 (7) of SEBI (Substantial Acquisition of Shares and Takeovers) Regulations, 2011, the Board of Directors, at their Meeting held on November 4, 2015, had constituted a Committee of Independent Directors (IDC) of (1) Shri Jayesh Shah, (2) Shri Kalpesh Patel and (3) Shri Nitin Patel. A meeting of the said IDC took place on January 15, 2016 and committee approved the text of its written reasoned recommendations on the Open Offer to the Equity Shareholders of ADI FINECHEM LIMITED by FIH MAURITIUS INVESTMENTS LIMITED and FIH PRIVATE INVESTMENTS LIMITED for acquisition up to 35,86,440 Equity Shares representing 26 % of the Voting Share Capital. The said text was published in the newspapers as mandated under said Regulation 26 (7).

- **Code of Conduct**

The Company has in place separate texts of Code of Conduct – one for all the Directors and the other for all Senior Management Personnel. It seeks to achieve, among others, higher standards of personal and professional integrity. A copy of the code has been placed on the Company's website (www.adifinechem.com). The code has been circulated to all the Directors and Senior Management Personnel and they affirm its compliance every year.

3. **Audit Committee**

Composition :

The composition of Audit Committee is in line with Provisions of Section 177 of the Companies Act, 2013 and is in compliance with newly introduced Regulation 18 of SEBI (LODR) Regulations, 2015. The members of Audit Committee consists of following Directors, viz. Shri Jayesh K. Shah as Chairman of the Committee, Shri Hemant N. Shah, Shri Kalpesh A. Patel and Shri Nitin R. Patel as members. At the meeting of the Board of

Directors held on April 29, 2016, Shri Sumit Maheshwari is inducted in the Audit Committee in place of Shri Hemant N. Shah.

Audit Committee comprises of three Independent Directors and one Non-independent (Promoter) Director. All the members of the Committee are financially literate and have adequate accounting knowledge. The Audit Committee met four times during the financial year 2015-16 - on May 04, 2015, July 27, 2015, November 02, 2015 and February 03, 2016.

The details of composition of the Committee and attendance at Meetings are as follows:

Name	Designation / Category	No. of Committee Meetings attended
Shri Jayesh K. Shah (Chairman)	Non-Executive, Independent	4
Shri Sumit Maheshwari (w.e.f. April 29, 2016)	Non-Executive, Promoter	---
Shri Hemant N Shah (upto April 29, 2016)	*Non-Executive, Promoter	4
Shri Kalpesh A. Patel	Non-Executive, Independent	3
Shri Nitin R. Patel	Non-Executive, Independent	4

* Change in Designation from Whole time Director to Director w.e.f. 05.03.2016

The scope of the Audit Committee includes:

- (1) Oversight of the Company's financial reporting process and the disclosure of its financial information to ensure that the financial statement is correct, sufficient and credible.
- (2) Recommending to the Board, the appointment, re-appointment and if required, the replacement or removal of statutory auditor and fixation of audit fees.
- (3) Approval of payment to statutory auditors for any other services rendered by the statutory auditors.
- (4) Reviewing with management the annual financial statements and auditor's report thereon before submission to the Board for approval, with particular reference to:
 - (a) Matters required to be included in the Directors' Responsibility Statement to be included in the Board's report in terms of clause (c) of sub section 3 of Section 134 of the Companies Act, 2013,
 - (b) Changes, if any, in accounting policies and practices and reasons for the same,
 - (c) Major accounting entries involving estimates based on the exercise of judgment by management,
 - (d) Significant adjustments made in the financial statements arising out of audit findings,
 - (e) Compliance with listing and other legal requirements relating to financial statements,
 - (f) Disclosure of any related party transactions,
 - (g) Modified opinion(s) in the draft audit report
- (5) Reviewing with the management, the quarterly financial statements before its submission to the Board for approval.
- (6) Reviewing, with the management, the statement of uses / application of funds raised through an issue (public issue, rights issue, preferential issue, etc.), the statement of funds utilized for purposes other than those stated in the offer document / prospectus / notice and the report submitted by the monitoring agency monitoring the utilisation of proceeds of a public or rights issue, and making appropriate recommendations to the Board to take up steps in this matter.
- (7) Review and monitor the auditor's independence and performance, and effectiveness of audit process.
- (8) Approval of any subsequent modification of transactions of the Company with related parties
- (9) Scrutiny of inter-corporate loans and investments.
- (10) Valuation of undertakings or assets of the Company, wherever it is necessary.
- (11) Evaluation of internal financial controls and risk management systems.
- (12) Reviewing, with the management, performance of statutory and internal auditors, adequacy of the internal control systems.

- (13) Reviewing the adequacy of internal audit function, if any, including the structure if the internal audit department, staffing and seniority of the official heading the department, reporting structure coverage and frequency of internal audit.
- (14) Discussion with internal auditors, any significant findings and follow up thereon.
- (15) Reviewing the findings of any internal investigations by the internal auditors into matters where there is suspected fraud or irregularity or a failure of internal control systems of a material nature and reporting the matter to the Board.
- (16) Discussion with statutory auditors before the audit commences, about nature and scope of audit as well as post-audit discussion to ascertain any area of concern.
- (17) To look into the reasons for substantial defaults in the payment to the depositors, debenture holders, shareholders (in case of non-payment of declared dividends) and creditors.
- (18) To review the functioning of the Whistle Blower mechanism.
- (19) Approval of appointment of CFO (i.e., the Whole time Finance Director or any other person heading the finance function or discharging that function) after assessing the qualifications, experience and background, etc. of the candidate.
- (20) Carrying out any other function as is mentioned in the terms of reference of the Audit Committee.

In addition to the areas noted above, Audit Committee looks into controls and security of the Company's internal control systems and internal audit reports.

The Committee Meetings were also attended by Managing Director, Executive Director, Internal Auditors, Statutory Auditors and Company Secretary who also acted as Secretary of the Committee.

The Board has laid down a Code of Conduct for all Directors and senior Management staff of the Company, which is also available on the website of the Company. All Directors and members of the senior Management have affirmed their compliance with the said Code. A declaration signed by the Managing Director to this effect is appended at the end of this Report.

A certificate from the Managing Director and Chief Financial Officer on the financial statements and other matters of the Company for the financial year ended March 31, 2016 is also appended at the end of this Report.

The Chairman of the Audit Committee was present in the last Annual General Meeting to answer the shareholders' queries.

4. Nomination and Remuneration Committee

Pursuant to the provisions of Section 178 of the Companies Act, 2013 and Regulation 19 of SEBI (LODR) Regulations, 2015, Board is required to constitute 'Nomination and Remuneration Committee' consisting of 3 or more Non-executive Directors out of which not less than one half shall be Independent Directors. At the meeting of the Board of Directors held on April 29, 2016, Shri Harsha Raghavan, is inducted in the Nomination and Remuneration Committee in place of Shri Jayesh K. Shah.

The details of composition of the Nomination and Remuneration Committee and the attendance at the Meeting are as follows:

Name	Designation	No. of Committee Meeting attended
Shri Kalpesh A. Patel (Chairman)	Non Executive – Independent	1
Shri Harsha Raghavan (w.e.f. April 29, 2016)	Non Executive – Promoter	---
Shri Jayesh K. Shah (upto April 29, 2016)	Non Executive – Independent	1
Shri Ganpatraj L. Chowdhary	Non Executive – Independent	1

Terms of Reference :

- (1) To identify persons who are qualified to become Directors and who may be appointed in senior management in accordance with the criteria laid down and to recommend to the Board their appointment and removal.
- (2) To formulate the criteria for determining qualifications, positive attributes and independence of a Director and recommend to the Board a policy relating to the remuneration for the Directors, key managerial personnel and other employees.

- (3) To formulate the criteria for evaluation of Independent Directors and the Board.
- (4) To devise a policy on Board Diversity
- (5) Whether to extend or continue the term of appointment of the independent director, on the basis of the report of performance evaluation of independent directors.

Remuneration Policy :

The Company's Remuneration Policy for Directors is given here below. The Company's remuneration policy is to review the reward based on performance of the Company, the individual Director and existing industry practice.

The remuneration policy is recommended by the Nomination & Remuneration Committee and approved by the Board. The key objective of the remuneration policy is to ensure that it is aligned to the overall performance of the Company. The policy ensures that it is fair and reasonable and is linked to financial performance. For Directors in Executive category, it comprises of fixed and variable components. The remuneration policy is placed on the website of the Company. The remuneration paid to the Directors is in line with the remuneration policy of the Company.

Remuneration to Directors

Non-Executive Directors

The remuneration for non-executive (Independent) Directors consists of sitting fees. No other payment is made to the non-executive Directors.

Details of the remuneration paid to and shareholding of Non-executive Directors is provided in MGT-9 which forms part of Directors' Report.

Executive Directors

The executive Directors of the Company viz. Managing Director and Executive Director have been appointed on a contractual basis, in terms of the resolutions passed by the shareholders at the annual general meetings. Elements of the remuneration package comprise of salary, perquisites and commission on profits as approved by the members at the annual general meeting.

Details of the remuneration paid to and shareholding of Executive Directors is provided in MGT-9 which forms part of Directors' Report.

Details of Remuneration :

The details relating to remuneration of Directors, as required under Regulations 34 of SEBI (LODR) Regulations 2015, are as follows:

Details of remuneration paid to Directors during the financial year 2015-16.

(Amounts in Rs.)

Directors	Salaries	Perquisites	Sitting Fees	Total
Shri Utkarsh B. Shah	Nil	Nil	Nil	Nil
Shri Nahoosh J. Jariwala	#4,455,505	39,600	Nil	4,495,105
Shri Bimal D. Parikh*	##1,545,168	150,000	Nil	1,695,168
Shri Hemant N. Shah	Nil	Nil	Nil	Nil
Shri Jayesh K. Shah	Nil	Nil	27,000	27,000
Shri Kalpesh A. Patel	Nil	Nil	22,000	22,000
Shri Nitin R. Patel	Nil	Nil	27,000	27,000
Shri Ganpatraj L. Chowdhary	Nil	Nil	14,000	14,000
Shri Bhavin A. Shah	Nil	Nil	17,500	17,500
Mrs. Sonal V. Ambani	Nil	Nil	17,500	17,500
Shri Harsha Raghavan	Nil	Nil	Nil	Nil
Shri Sumit Maheshwari	Nil	Nil	Nil	Nil

* For the period from April 01, 2015 to January 31, 2016 (10 months)

includes Commission of Rs. 1,335,505

includes Commission of Rs. 445,168 (Pro - rata for 10 months)

The Company has not granted any stock options to its Directors.

5. Stakeholders Relationship Committee

Stakeholders' Relationship Committee consists of Shri Ganpatraj L. Chowdhary, Independent, Non-Executive Director as Chairman of the committee, *Shri Bimal D. Parikh, Promoter Director and Shri Bhavin Shah, Independent Director as members of the committee. At present, Mr. Rajen Jhaveri is the Company Secretary and Compliance Officer of the Company.

During the year, the Stakeholders' Relationship Committee met as and when required and all the members attended the meetings. The said committee looks into the redressal of Grievances of security holders, if any, like Transfer / Transmission / Demat of Shares, Non-receipt of Annual Report, Non-receipt of Declared Dividends, Loss of Share Certificates etc.

During the year, 2 complaints were received from the security holders as per the certificate of RTA. All the complaints have been resolved to the satisfaction of the complainants and no investor complaint was pending at the beginning or at the end of the year. The Company had no transfers pending at the close of the financial year.

* Change of designation from Executive Director to Director w.e.f 05.03.2016.

6. Management Committee

Management Committee comprises of 3 Members namely (1) Shri Nahoosh Jariwala, Managing Director (2) *Shri Bimal Parikh, erstwhile Executive Director and (3) *Shri Hemant N. Shah, erstwhile Whole time Director. The Committee looks after businesses which are administrative in nature and within the overall Board approved directions and framework. Two meetings of the Committee were held during the year. The Company Secretary acts as the Secretary to the Committee. At the meeting of the Board of Directors held on April 29, 2016, Shri Harsha Raghavan, and Shri Sumit Maheshwari were inducted in the Management Committee in place of Shri Bimal Parikh and Shri Hemant N. Shah.

7. Corporate Social Responsibility Committee

Pursuant to the provisions of section 135 of the Companies Act, 2013, Company has formed Corporate Social Responsibility Committee consisting of 4 Directors out of which one Director is an independent Director. The CSR Committee consists of Shri Nahoosh Jariwala, Shri Bimal Parikh, Shri Hemant Shah and Shri Nitin Patel as members.

8. Disclosures

(a) The Company has no materially significant related party transactions i.e. transactions of the Company of material nature with its promoters, the Directors, the management or their relatives etc. that may have potential conflict with the interests of the Company at large.

Details of related party transactions are elaborated in Note No. 27 to the financial statements. The Company has formulated a policy on materiality of Related party Transactions and also on dealing with Related party transactions and during the year, there were no material transactions with related parties. The policy is also available on the website of the Company. (www.adifinechem.com)

(b) There were no instances of non-compliance by the Company or Penalties imposed on the Company by the Stock Exchange(s) or SEBI or any statutory authority, on any matter related to Capital Markets, during the last three years.

(c) The Company has put in place the Whistle Blower Policy and the same is available on the website of the Company. Under the said policy, the employees are encouraged to report genuine concerns about suspected misconduct without fear of punishment or unfair treatment. During the year under review, no employee was denied the access to the Audit Committee and / or its Chairman.

(d) The Company has complied with all mandatory requirements of Regulation 17 to 27 and clauses (b) to (i) of sub regulation (2) of Regulation 46 of SEBI (LODR) Regulations, 2015.

9. Code of Conduct

The Company's code of conduct has been complied with by all the members of the Board and select employees of the Company. The Company has in place a Prevention of Insider Trading Code based on SEBI (Prohibition of Insider Trading) Regulations, 2015. This code is applicable to Insiders. The code ensures prevention of dealing in shares by persons having access to the unpublished price sensitive information.

10. Means of Communication

During the year, quarterly Unaudited financial results and audited annual financial results of the Company were submitted to the stock exchanges soon after its approval by the Board of Directors at their Meetings and were also published in English and vernacular newspapers. Annual financial performance of the Company is also posted on the Company's website i.e. www.adifinechem.com.

The report on Management Discussion and Analysis is annexed and forms part of the annual report.

11. Details of General Meetings

Location, date and time of General Meetings held during the last 3 years:

Meeting	Year	Venue of General Meeting	Date & Time	No. of Special Resolutions
28th AGM	2012-2013	Aarohi Starz Club Pvt. Ltd., Aarohi Greens, SanandKadi Road, Chekhala, Ahmedabad-382115.	June 24, 2013 at 5.00 p.m.	Two
29th AGM	2013-2014	Memories Hall, 2nd Floor, TGB Banquets & Hotels Limited (The Grand Bhagwati) S.G. Road, Bodakdev, Ahmedabad - 380054	June 30, 2014 at 5.00 p.m.	Two
30th AGM	2014-2015	Memories Hall, 2nd Floor, TGB Banquets & Hotels Limited (The Grand Bhagwati) S.G. Road, Bodakdev, Ahmedabad - 380054	July 27, 2015 at 5.00 p.m.	One

General Shareholder Information

Date, time and venue of 31st Annual General Meeting

Friday, September 09, 2016 at 5.00 p.m. at 'Memories Hall', 2nd Floor, TGB Banquets & Hotels Limited (The Grand Bhagwati) S.G. Road, Bodakdev, Ahmedabad – 380054.

Book Closure Date :

From Saturday, September 03, 2016 to Friday, September 09, 2016 (both days inclusive)

Dividend Payment Date (subject to approval of the shareholders)

On or before October 08, 2016

Financial Calendar (Tentative)

Financial reporting for the quarter ending June 30, 2016	First week of August, 2016
Financial reporting for the quarter/half year ending September 30, 2016	First week of November, 2016
Financial reporting for the quarter ending December 31, 2016	First week of February, 2017
Financial reporting for the year ending March 31, 2017	Second week of May, 2017
Annual General Meeting for the year ending March 31, 2017	July, 2017

STOCK PRICE:

High/Low of monthly Market Price of Company's Equity Shares traded on the National Stock Exchange of India Limited and BSE Limited during the financial year 2015-16 is furnished below:

Months	BSE Limited			*National Stock Exchange of India Ltd.		
	High	Low	No. of Shares	High	Low	Volume
April, 2015	349.00	296.50	1,94,423	N.A.	N.A.	N.A.
May, 2015	319.00	240.00	1,79,933	308.90	252.10	44,659
June, 2015	290.00	253.60	27,344	292.00	238.70	48,897
July, 2015	275.00	220.00	84,249	273.00	220.00	1,47,306
August, 2015	234.90	175.20	3,83,246	235.70	178.05	2,79,808
September, 2015	199.80	182.00	23,294	205.00	185.10	35,804
October, 2015	228.00	188.10	1,25,907	225.00	189.00	1,04,526
November, 2015	255.00	201.00	53,78,884	254.50	207.00	3,86,957
December, 2015	260.00	214.00	13,37,205	260.00	218.30	3,11,844
January, 2016	256.50	180.00	1,07,548	258.80	182.50	1,52,672
February, 2016	239.50	170.00	1,47,099	247.95	170.10	1,75,585
March, 2016	294.80	208.00	2,19,043	294.00	210.00	2,04,460

- Equity shares of the Company listed and admitted to dealing on National Stock Exchange of India Limited w.e.f. Friday, May 8, 2015.

The year-end price of the equity share of the Company at BSE Limited was Rs. 258.20 and at National Stock Exchange of India Limited was Rs. 259.00. No trading was reported on Ahmedabad Stock Exchange.

Share Price Performance in comparison to broad based indices such as BSE Sensex as on March 31, 2016:

	BSE (% Change)	
	Adi Finechem Limited	Sensex
F.Y. 2015-16	-24.77 %	9.36 %

Share Transfer System

Transfer of shares held in physical mode was processed at Ahmedabad office of M/s. Sharepro Services (India) Pvt. Limited having its registered office situated at 13AB, Samhita Warehousing Complex, Sakinaka Telephone Exchange Lane, Off Andheri Kurla Road, Sakinaka, Andheri (E) Mumbai – 400 072, Share Transfer Agent and approved by the Stakeholders Relationship Committee. Valid Share transfers in physical form and complete in all respects were approved, registered and dispatched within stipulated period.

Reconciliation of Share Capital Audit & Certificate pursuant to Regulation 55A of the SEBI (Depositories) and Participants) Regulations, 1996 :

A qualified Chartered Accountant carried out a Reconciliation of Share Capital Audit to reconcile the total admitted capital with NSDL and CDSL and the total issued and listed capital. The audit confirms that the total issued/paid up capital is in agreement with the aggregate of the total number of shares in physical form and the total number of shares in dematerialized form (held with NSDL and CDSL).

Pursuant to Regulation 40 (9) of SEBI (LODR) Regulations, 2015 with the Stock Exchanges, certificates, on half-yearly basis, have been issued by a Company Secretary-in-Practice for due compliance of share transfer formalities by the Company.

Dematerialisation of Shares and Liquidity

As on March 31, 2016, 98.26 % shares of the Company were held in dematerialised form and the rest in physical form. The shares are traded on BSE Limited and National Stock Exchange of India Limited.

Distribution of Shareholding as on March 31, 2016.

Category (shares)	No. of Shareholders	Percentage	No. of Shares	Percentage
1-500	3,961	84.40	500,010	3.62
501-1000	305	6.50	223,055	1.62
1001-2000	155	3.30	229,357	1.66
2001-3000	70	1.49	177,853	1.29
3001-4000	33	0.70	119,107	0.86
4001-5000	28	0.60	126,276	0.91
5001-10000	54	1.15	385,930	2.80
10001 -20000	31	0.66	452,777	3.29
Above 20000	56	1.19	11,579,635	83.95
Total	4,693	100	1,37,94,000	100.00

Categories of Shareholders, Category-wise Shareholding as on March 31, 2016

Category	No. of Shares held	% to total shares held
Individual	40,47,786	29.34
Promoters		
- Indian Promoters	24,60,000	17.83
- Foreign Promoter	61,98,074	44.93
Other Corporate Bodies	4,07,723	2.96
Financial Institutions / Mutual Funds / Banks	4,70,000	3.41
Director & their relatives	1,000	0.001
Foreign Institutional Investors / Overseas Corporate Bodies	23,500	0.17
Non-Resident Indians	1,85,917	1.35
TOTAL	1,37,94,000	100 %

Listing on Stock Exchanges at:

National Stock Exchange of India Limited Exchange Plaza, Plot No. C/1, G Block, Bandra – Kurla Complex, Bandra (E), Mumbai – 400 051	BSE Limited Phiroze Jeejeebhoy Towers, Dalal Street, Mumbai – 400 001.	Ahmedabad Stock Exchange Limited Kamdhenu Complex, Panjrapole, Opp. Sahjanand College, Ambavadi, Ahmedabad – 380 015
--	--	--

Listing fees for the year 2016-17 have been paid to National Stock Exchange of India Limited and BSE Limited. As far as Ahmedabad Stock Exchange Limited, the Company has submitted written request on April 22, 2016 to Ahmedabad Stock Exchange for letting it know the amount of listing fee payable for F.Y. 2016-17. The Company is still awaiting the reply.

Stock Codes / Symbol	Ahmedabad Stock Exchange 24855
	BSE Ltd. 530117
	National Stock Exchange of India Ltd. ADI
	Demat ISIN No. in NSDL & CDSL for Equity Shares INE959A01019
Registered Office	1st Floor, 2, Sigma Corporates, Behind HOF Living, Sindhu Bhavan Road, Off. S.G.Road, Ahmedabad – 380059. Tele No. (079) 29701675	
Contact Person	Mr. Rajen Jhaveri <i>Chief Financial Officer and Company Secretary</i>	
E-mail	cs@adifinechem.com rajenjhaveri@adifinechem.com	
Unclaimed Dividends	Rs. 1,73,865/- for the financial year 2010-11 Rs. 1,30,779/- for the financial year 2011-12 Rs. 1,20,070/- for the financial year 2012-13 Rs. 1,87,725/- for the financial year 2013-14 Rs. 3,58,695/- for the financial year 2014-15	
Plant Location	253/P and 312, Chekhala, Sanand-Kadi Highway, Ta. Sanand, Dist. Ahmedabad - 382 115, Gujarat, INDIA.	
Registrar & Share Transfer Agent:	Link Intime India Pvt. Ltd. (From July 06, 2016) C-13, Pannalal Silk Mills Compound, LBS Road, Bhandup (West), Mumbai - 400078. Sharepro Services (I) Pvt. Ltd. (up to July 05, 2016)	

CEO AND CFO CERTIFICATION

The Managing Director and the Chief Financial Officer of the Company give annual certification on financial reporting and internal controls to the Board in terms of Regulation 17(8) of SEBI (LODR) Regulations, 2015. The Managing Director and the Chief Financial Officer also give quarterly certification on financial results while placing the financial results before the Board in terms of Regulation 33 of SEBI (LODR) Regulations, 2015. The annual certificate given by the Managing Director and the Chief Financial Officer is published in this Report.

CERTIFICATE OF COMPLIANCE WITH THE CODE OF CONDUCT POLICY

As provided under Regulation 26 (3) of SEBI (LODR) Regulations, 2015 with the Stock Exchanges, the Board Members and the Senior Management Personnel have confirmed compliance with the Code of Conduct for the year ended March 31, 2016.

For Adi Finechem Limited

Ahmedabad
29th April, 2016

Nahoosh J. Jariwala
Managing Director

CEO / CFO CERTIFICATION UNDER Regulation 17(8) of SEBI (LODR) Regulations, 2015

To,
The Board of Directors,
Adi Finechem Limited

- (1) We have reviewed financial statements and the cash flow statement of Adi Finechem Limited for the year ended March 31, 2016 and hereby certify that to the best of our knowledge and belief :
 - (i) these statements do not contain any materially untrue statement or omit any material fact or contain statements that might be misleading;
 - (ii) these statements together present a true and fair view of the Company's affairs and are in compliance with existing accounting standards, applicable laws and regulations.
- (2) During the year, there are, to the best of our knowledge and belief, no transactions entered into by the Company which are fraudulent, illegal or violative of the Company's Code of Conduct.
- (3) We accept responsibility for establishing and maintaining internal controls for financial reporting and we have evaluated the effectiveness of Company's internal control systems pertaining to financial reporting. We have not come across any reportable deficiencies in the design or operation of such internal controls.
- (4) We have indicated to the Auditors and the Audit Committee :
 - (i) that there are no significant changes in internal control over financial reporting during the year;
 - (ii) that there are no significant changes in accounting policies during the year and
 - (iii) that there are no instances of significant fraud of which we have become aware.

(Rajen Jhaveri)
Chief Financial Officer

(Nahoosh Jariwala)
Managing Director

Place : Ahmedabad
Date : 29th April, 2016.

Auditor's Certificate on Corporate Governance

To The Members of

Adi Finechem Limited

We have examined the compliance of the conditions of Corporate Governance by Adi Finechem Limited for the year ended on 31st March, 2016, as stipulated in Regulation 34 of SEBI (LODR) Regulations, 2015 of the said Company with the concerned Stock Exchanges in India.

The Compliance of conditions of Corporate Governance is the responsibility of the management. Our examination was limited to a review of the procedures and implementation thereof, adopted by the Company for ensuring compliance with the condition of Corporate Governance. It is neither an audit nor an expression on financial statements of the Company.

In our opinion and to the best of our information and according to the explanation given to us and the representations made by the Directors and Management, we certify that the Company has complied with the conditions of Corporate Governance as stipulated in above mentioned SEBI Listing Regulations, 2015.

We further state that such compliance is neither an assurance as to the future viability of the Company nor the efficiency or effectiveness with which the management has conducted the affairs of the Company.

For Jhaveri Shah & Co.
Chartered Accountants
FRN : 127390W

Place : Ahmedabad
Date : 29th April, 2016.

Ronak Shah
Partner
M No : 102249

Independent Auditors' Report

**To the Members of
Adi Finechem Limited**

Report on the Financial Statements

We have audited the accompanying financial statements of Adi Finechem Limited ("the Company"), which comprise the Balance Sheet as at 31st March, 2016, the Statement of Profit and Loss and the Cash Flow Statement for the year then ended and a summary of the significant accounting policies and other explanatory information.

Management's Responsibility for the Financial Statements

The Company's Board of Directors is responsible for the matters stated in section 134(5) of the Companies Act, 2013 ("the Act") with respect to the preparation of these financial statements that give a true and fair view of the financial position, financial performance and cash flows of the Company in accordance with the accounting principles generally accepted in India, including the Accounting Standards specified under section 133 of the Act, read with Rule 7 of the Companies (Accounts) Rules, 2014. This responsibility also includes maintenance of adequate accounting records in accordance with the provisions of the Act for safeguarding the assets of the Company and for preventing and detecting frauds and other irregularities; selection and application of appropriate accounting policies; making judgments and estimates that are reasonable and prudent; and design, implementation and maintenance of adequate internal financial controls, that were operating effectively for ensuring the accuracy and completeness of the accounting records, relevant to the preparation and presentation of the financial statements that give true and fair view and are free from material misstatement, whether due to fraud or error.

Auditors' Responsibility

Our responsibility is to express an opinion on these financial statements based on our audit.

We have taken into account the provisions of the Act, the accounting and auditing standards and matters which are required to be included in the audit report under the provisions of the Act and Rules made thereunder.

We conducted our audit in accordance with the Standards on Auditing specified under section 143(10) of the Act. Those Standards require that we comply with the ethical requirements and plan and perform the audit to obtain reasonable assurance about whether the financial statements are free from material misstatement.

An audit involves performing procedures to obtain audit evidence about the amounts and the disclosures in the financial statements. The procedures selected depend on the auditors' judgment, including the assessment of the risks of material misstatement of the financial statements, whether due to fraud or error. In making those risk assessments, the auditor considers the internal financial control relevant to the Company's preparation of the financial statements that give a true and fair view in order to design audit procedures that are appropriate in the circumstances, but not for the purpose of expressing an opinion on whether the company has in place an adequate internal financial controls system over financial reporting and the operating effectiveness of such controls. An audit also includes evaluating the appropriateness of accounting policies used and the reasonableness of the accounting estimates made by the Company's Directors, as well as evaluating the overall presentation of the financial statements.

We believe that the audit evidence we have obtained is sufficient and appropriate to provide a basis for our audit opinion on the financial statements.

Opinion

In our opinion and to the best of our information and according to the explanations given to us, the aforesaid financial statements give the information required by the Act in the manner so required and give a true and fair view in conformity with the accounting principles generally accepted in India, of the state of affairs of the company as at 31st March, 2016 and its Profit and its Cash Flow for the year ended on that date.

Report on Other Legal and Regulatory Requirements

1. As required by “ the Companies (Auditor’s Report) Order, 2016” (“the Order”), issued by the Central Government of India in terms of sub section (11) of section 143 of the Act, we give in the “Annexure A” a statement on the matters specified in paragraphs 3 and 4 of the Order,
2. As required by Section 143(3) of the Act, we report that:
 - (a) We have sought and obtained all the information and explanations which to the best of our knowledge and belief were necessary for the purpose of our audit;
 - (b) In our opinion, proper books of account as required by law have been kept by the Company so far as it appears from our examination of those books;
 - (c) The Balance Sheet, the Statement of Profit and Loss and the Cash Flow Statement dealt with by this Report are in agreement with the books of account;
 - (d) In our opinion, the aforesaid financial statements comply with the Accounting Standards specified under section 133 of the Act, read with rule 7 of the Companies (Accounts) Rules, 2014.
 - (e) On the basis of the written representations received from the Directors as on 31st March, 2016 taken on record by the Board of Directors, none of the Directors is disqualified as on 31st March, 2016, from being appointed as a Director in terms of section 164 (2) of the Act; and
 - (f) With respect to the adequacy of the internal financial controls over financial reporting of the company and the operating effectiveness of such controls, refer to our separate Report in “Annexure B”
 - (g) With respect to the other matters to be included in the Auditors’ Report in accordance with Rule 11 of the Companies (Audit and Auditors) Rules, 2014, in our opinion and to the best of our information and according to the explanations given to us:
 - I The Company has disclosed the impact of pending litigations on its financial position in its financial statements – Refer Note 28 to the financial statement;
 - II The Company did not have any long term contracts including derivative contracts for which there were any material foreseeable losses;
 - III There were no amounts which were required to be transferred to Investor Education and Protection Fund.

For Jhaveri Shah & Co.
Chartered Accountants
FRN : 127390W

Place : Ahmedabad
Date : 29th April, 2016

Ronak Shah
Partner
M No : 102249



“Annexure A” to Independent Auditors’ Report

Referred to in paragraph 1 under the heading ‘Report on Other Legal & Regulatory Requirements of our report of even date to the financial statements of the Company for the year ended 31st March, 2016.

- 1) (a) The Company is maintaining proper records showing full particulars, including quantitative details and situation of fixed assets;
- (b) The Fixed Assets have been physically verified by the management in a phased manner, designed to cover all the items over a period of three years, which in our opinion, is reasonable having regard to the size of the company and nature of its business. Pursuant to the programme, a portion of the fixed asset has been physically verified by the management during the year and no material discrepancies between the book records and the physical fixed assets have been noticed.
- (c) The title deeds of immovable properties are held in the name of the company.
- 2) (a) The management has conducted the physical verification of inventory at reasonable intervals.
- (b) The discrepancies noticed on physical verification of the inventory as compared to books records which has been properly dealt with in the books of account were not material.
- 3) The Company has not granted any loans, secured or unsecured to companies, firms, Limited Liability partnerships or other parties covered in the Register maintained under section 189 of the Act. Accordingly, the provisions of clause 3 (iii) (a) to (c) of the Order are not applicable to the Company.
- 4) The company has not given any loans, made any investments, given any guarantees or provided any security cover under the provisions of section 185 and 186 of the Act.
- 5) The company has not accepted any deposits from the public within the meaning of section 73,74, 75 and 76 of the Act and the Rules framed there under to the extent notified.
- 6) We have broadly reviewed the books of account maintained by the company in respect of products where, pursuant to the Rules made by the Central Government of India, maintenance of cost records has been prescribed under sub-section (1) of section 148 of the Companies Act, 2013 and are of the opinion that prima facie, the prescribed accounts and records have been made and maintained. We have not, however, made a detailed examination of the records with a view to determine whether they are accurate and complete.
- 7) (a) According to information and explanations given to us and on the basis of our examination of the books of account and records, the Company has been generally regular in depositing undisputed statutory dues including Provident Fund, Employees State Insurance, Income-Tax, Sales tax, Service Tax, Duty of Customs, Duty of Excise, Value added Tax, Cess and any other statutory dues with the appropriate authorities.
According to the information and explanations given to us, no undisputed amounts payable in respect of the above were in arrears as at March 31, 2016 for a period of more than six months from the date they became payable.
- (b) According to the information and explanation given to us, there are no dues of provident fund, employees state insurance, duty of customs, cess which have not been deposited with the appropriate authorities on account of any dispute. However, according to information and explanations given to us, the following dues of income tax, VAT, CST and duty of excise / service tax have not been deposited by the Company on account of disputes;

Sr. No.	Name of the Statute	Nature of Dues	Period to which amount relates (F.Y.)	Forum where dispute is pending	Amount (in Rs.)
1	Income Tax Act, 1961	Interest	2004-05	Income Tax Appellate Tribunal	2,429
2	Income Tax Act, 1961	Income Tax and interest	2005-06	Income Tax Appellate Tribunal	8,59,646
3	Income Tax Act, 1961	Fringe Benefit tax	2005-06	Income Tax Officer	8,040
4	Income Tax Act, 1961	TDS & Interest	2010-11	Income Tax Appellate Tribunal	5,86,100

5	Central Excise Act	Excise Duty including Interest & penalty as applicable	Demand pertaining to F.Y. 2012-13	The Commissioner (Appeals) Central Excise, Ahmedabad	22,79,219
6	Cenvat Credit Rules	Reversal of Credit of Service Tax on sales commission plus interest & penalty	From February, 2013 to November, 2014	The Commissioner (Appeals) Central Excise, Ahmedabad	3,84,692
7	Cenvat Credit Rules	Reversal of Credit of Service Tax on sales commission plus interest & penalty	From December, 2014 to August, 2015	Order received on 04.04.2016 appeal is yet to be filed before The Commissioner (Appeals), Central Excise, Ahmedabad	2,43,913
8	Gujarat Value added Tax Act and Central Sales Tax Act.	Reversal of input tax credit	2011-2012	Order received on 07/04/2016. Appeal is yet to be filed before the appropriate forum.	4,71,023
Total					48,35,062

- 8) In our opinion and according to the information and explanations given to us, the Company has not defaulted in the repayment of dues to banks. The Company has not taken any loan either from financial institutions or from the government and has not issued any debentures.
- 9) Based upon the audit procedures performed and the information and explanations given by the management, the company has not raised moneys by way of initial public offer or further public offer (including debt instruments) and term Loans. Accordingly, the provisions of clause 3 (ix) of the Order are not applicable to the Company.
- 10) Based upon the audit procedures performed and the information and explanations given by the management, we report that no fraud by the Company or on the company by its officers or employees has been noticed or reported during the year.
- 11) Based upon the audit procedures performed and the information and explanations given by the management, the managerial remuneration has been paid or provided in accordance with the requisite approvals mandated by the provisions of section 197 read with Schedule V to the Companies Act;
- 12) As the company is not Nidhi company and the Nidhi Rules, 2014 are not applicable to it, the provisions of clause 3 (xii) of the Order are not applicable to company.
- 13) In our opinion, all transactions with the related parties are in compliance with section 177 and 188 of Companies Act, 2013 and the details have been disclosed in the Financial Statements as required by the applicable accounting standards.
- 14) Based upon the audit procedures performed and the information and explanations given by the management, the company has not made any preferential allotment or private placement of shares or fully or partly convertible debentures during the year under review. Accordingly, the provisions of clause 3 (xiv) of the Order are not applicable to the Company.
- 15) Based upon the audit procedures performed and the information and explanations given by the management, the company has not entered into any non-cash transactions with Directors or persons connected with him. Accordingly, the provisions of clause 3 (xv) of the Order are not applicable to the Company.
- 16) In our opinion, the company is not required to be registered under section 45 IA of the Reserve Bank of India Act, 1934 and accordingly, the provisions of clause 3 (xvi) of the Order are not applicable to the Company.

For Jhaveri Shah & Co.
Chartered Accountants
FRN : 127390W

Place : Ahmedabad
Date : 29th April, 2016

Ronak Shah
Partner
M No : 102249



“Annexure B” referred to in paragraph number 2 (f) under the “Report on other legal and regulatory requirements” of the Independent Auditors’ Report of even date to the members of Adi Finechem Ltd. on the financial statements for the year ended 31st March, 2016.

Report on the Internal Financial Controls under Clause (i) of Sub-section 3 of Section 143 of the Companies Act, 2013 (“the Act”)

We have audited the internal financial controls over financial reporting of Adi Finechem Limited (“the Company”) as of 31st March, 2016 in conjunction with our audit of the financial statements of the Company for the year ended on that date.

Management’s Responsibility for Internal Financial Controls

The Company’s management is responsible for establishing and maintaining internal financial controls based on the internal control over financial reporting criteria established by the Company considering the essential components of internal control stated in the Guidance Note on Audit of Internal Financial Controls Over Financial Reporting issued by the Institute of Chartered Accountants of India. These responsibilities include the design, implementation and maintenance of adequate internal financial controls that were operating effectively for ensuring the orderly and efficient conduct of its business, including adherence to company’s policies, the safeguarding of its assets, the prevention and detection of frauds and errors, the accuracy and completeness of the accounting records and the timely preparation of reliable financial information, as required under the Companies Act, 2013.

Auditors’ Responsibility

Our responsibility is to express an opinion on the Company’s internal financial controls over financial reporting based on our audit. We conducted our audit in accordance with the Guidance Note on Audit of Internal Financial Controls Over Financial Reporting (the “Guidance Note”) and the Standards on Auditing, deemed to be prescribed under section 143(10) of the Companies Act, 2013, to the extent applicable to an audit of internal financial controls, both applicable to an audit of Internal Financial Controls and, both issued by the Institute of Chartered Accountants of India. Those Standards and the Guidance Note require that we comply with ethical requirements and plan and perform the audit to obtain reasonable assurance about whether adequate internal financial controls over financial reporting was established and maintained and if such controls operated effectively in all material respects.

Our audit involves performing procedures to obtain audit evidence about the adequacy of the internal financial controls system over financial reporting and their operating effectiveness. Our audit of internal financial controls over financial reporting included obtaining an understanding of internal financial controls over financial reporting, assessing the risk that a material weakness exists, and testing and evaluating the design and operating effectiveness of internal control based on the assessed risk. The procedures selected depend on the auditor’s judgment, including the assessment of the risks of material misstatement of the financial statements, whether due to fraud or error.

We believe that the audit evidence we have obtained is sufficient and appropriate to provide a basis for our audit opinion on the Company’s internal financial controls system over financial reporting.

Meaning of Internal Financial Controls Over Financial Reporting

A company’s internal financial control over financial reporting is a process designed to provide reasonable assurance regarding the reliability of financial reporting and the preparation of financial statements for external purposes in accordance with generally accepted accounting principles. A company’s internal financial control over financial reporting includes those policies and procedures that

- (1) pertain to the maintenance of records that, in reasonable detail, accurately and fairly reflect the transactions and dispositions of the assets of the company;
- (2) provide reasonable assurance that transactions are recorded as necessary to permit preparation of financial statements in accordance with generally accepted accounting principles, and that receipts and expenditures of the company are being made only in accordance with authorisations of management and Directors of the company; and
- (3) provide reasonable assurance regarding prevention or timely detection of unauthorised acquisition, use, or disposition of the company’s assets that could have a material effect on the financial statements.

Inherent Limitations of Internal Financial Controls Over Financial Reporting

Because of the inherent limitations of internal financial controls over financial reporting, including the possibility of collusion or improper management override of controls, material misstatements due to error or fraud may occur and not be detected. Also, projections of any evaluation of the internal financial controls over financial reporting to future periods are subject to the risk that the internal financial control over financial reporting may become inadequate because of changes in conditions, or that the degree of compliance with the policies or procedures may deteriorate.

Opinion

In our opinion, the Company has, in all material respects, an adequate internal financial controls system over financial reporting and such internal financial controls over financial reporting were operating effectively as at March 31, 2016, based on the internal control over financial reporting criteria established by the Company considering the essential components of internal control stated in the Guidance Note on Audit of Internal Financial Controls Over Financial Reporting issued by the Institute of Chartered Accountants of India.

For Jhaveri Shah & Co.
Chartered Accountants
FRN : 127390W

Place : Ahmedabad
Date : 29th April, 2016

Ronak Shah
Partner
M No : 102249

Balance Sheet as at 31st March, 2016

Amount in Rs.

PARTICULARS	Notes	As at 31st March, 2016	As at 31st March, 2015
EQUITY AND LIABILITIES			
Shareholders' Funds			
Share Capital	1	137,940,000	137,940,000
Reserves and Surplus	2	494,613,392	430,125,196
		632,553,392	568,065,196
Non - Current Liabilities			
Long term Borrowings	3	115,227,383	139,077,023
Deferred Tax Liabilities (Net)	4	77,230,631	60,764,733
Long Term Provisions	5	3,219,546	2,753,675
		195,677,560	202,595,431
Current Liabilities			
Short Term Borrowings	6	169,977,554	123,341,824
Trade Payables:	7		
- Total outstanding dues of micro enterprises and small enterprises		69,747	1,268,178
- Total outstanding dues of creditors other than micro enterprises and small enterprises		33575,538	47,181,862
Other Current Liabilities	8	79,055,308	59,603,810
Short Term Provisions	9	52,819,143	52,164,998
		335,497,290	283,560,672
TOTAL		1,163,728,242	1,054,221,299
ASSETS			
Non - Current Assets			
Fixed Assets			
Tangible Assets (Net)	10	734,093,654	617,117,206
Capital Work-in-Progress		52,638,888	77,138,425
Long Term Loans & Advances	11	2,044,007	919,793
		788,776,549	695,175,424
Current Assets			
Inventories	12	134,162,061	132,727,744
Trade Receivables	13	191,282,097	174,676,806
Cash and Bank Balances	14	2,415,202	1,638,427
Short Term Loans & Advances	15	47,025,806	49,827,206
Other Current Assets	16	66,527	175,692
		374,951,693	359,045,875
TOTAL		1,163,728,242	1,054,221,299

As per our report of even date

For Jhaveri Shah & Co.Firm Registration Number - 127390W
Chartered Accountants**Ronak Shah**Partner
Mem.No :102249Place : Ahmedabad
Date : April 29, 2016

For and on behalf of the Board

Nahoosh Jariwala

Managing Director

Sumit Maheshwari

Director

Rajen N. Jhaveri

Chief Financial Officer & Co. Secretary

Place : Ahmedabad
Date : April 29, 2016

Statement of Profit and Loss for the year ended on 31st March, 2016

Amount in Rs.

PARTICULARS	Notes	For the Year ended on 31st March, 2016	For the Year ended on 31st March, 2015
Income			
Revenue from Operations (Gross)	17	1,666,950,468	1,643,727,554
Less : Excise duty		(149,741,731)	(137,537,479)
Revenue from Operations (Net)		1,517,208,737	1,506,190,075
Other Income	18	8,200,557	6,530,225
Total Revenue		1,525,409,294	1,512,720,300
Expenses			
Cost of Material Consumed	19	1,002,180,702	1,008,039,743
Changes in Inventory of Finished Goods & Work in Progress	20	(7,111,142)	(18,889,912)
Employee benefits expenses	21	77,308,711	74,040,803
Other expenses	22	219,607,601	194,465,899
Depreciation	10	29,943,043	22,165,360
Finance Costs	23	37,943,342	27,394,653
Total Expenses		1,359,872,257	1,307,216,546
Profit Before Extra-ordinary Items and Tax		165,537,037	205,503,754
Less : Extra-Ordinary Items :		-	-
Profit Before Tax		165,537,037	205,503,754
Tax Expense			
Current Tax		43,660,000	48,377,000
Deferred Tax		16,465,898	20,837,222
Excess Provision of Income Tax in respect of earlier years (Net)		(582,512)	(566,962)
Total Tax Expense		59,543,386	68,647,260
Profit for the year		105,993,651	136,856,494
Earnings per equity share of face value of Rs.10/- each			
Basic / Diluted (in Rs.)	24	7.68	9.92
Significant accounting policies and notes on financial statements	1 to 40		

As per our report of even date

For Jhaveri Shah & Co.

Firm Registration Number - 127390W

Chartered Accountants

Ronak Shah

Partner

Mem.No :102249

Place : Ahmedabad

Date : April 29, 2016

For and on behalf of the Board

Nahoosh Jariwala

Managing Director

Sumit Maheshwari

Director

Rajen N. Jhaveri

Chief Financial Officer & Co. Secretary

Place : Ahmedabad

Date : April 29, 2016



Cash Flow Statement for the year ended 31st March, 2016

Amount in Rs.

PARTICULARS		For the Year Ended 31st March, 2016		For the Year Ended 31st March, 2015	
(A)	CASH FLOW FROM OPERATING ACTIVITIES:				
	Net profit/(loss) before tax and extra-ordinary items		165,537,037		205,503,754
	Adjustments for :				
	Depreciation	29,943,043		22,165,360	
	Unrealised Foreign Exchange Loss (Net)	1,041,577		972,521	
	Interest Received	(73,837)		(182,055)	
	Interest paid	37,943,342		27,394,653	
	Loss/ (Profit) on sale of Fixed Assets (net)	6,384,596		187,164	
			75,238,721		50,537,643
	Operating Profit before Working Capital Changes :		240,775,758		256,041,397
	Adjustments for :				
	(Increase)/Decrease in Trade and other receivables	(17,669,432)		56,810,634	
	(Increase)/Decrease in Inventories	(1,434,317)		24,649,627	
	(Increase)/Decrease in Loans and advances & Other Current Assets	(8,416,479)		(7,305,619)	
	Increase/(Decrease) in Trade and other payables	(21,410,069)		19,253,216	
	Increase/(Decrease) in Provisions	1,120,016		26,129,850	
	Cash Generated from operations		(47,810,281)		119,537,708
	Income-tax		(32,186,235)		(54,857,000)
	Net cash from operating activities	(A)	160,779,242		320,722,105
(B)	CASH FLOW FROM INVESTING ACTIVITIES :				
	Purchase of Fixed Assets (see note no:3)	(135,805,814)		(255,229,982)	
	Sale of fixed assets	4,469,813		124,526	
	Interest Received	73,837		182,055	
	Net cash from Investing activities	(B)	(131,262,164)		(254,923,401)
(C)	CASH FLOW FROM FINANCING ACTIVITIES:				
	Proceeds from Long Term Borrowings	2,222,735		68,747,894	
	Proceeds from working capital loan	46,662,029		(85,299,120)	
	Interest paid	(37,004,942)		(27,394,653)	
	Excess provision of Income-tax of earlier years	582,512		566,962	
	Dividend paid on Equity Shares	(34,485,000)		(18,810,000)	
	Tax on dividend	(7,020,455)		(3,284,825)	
	Net cash from financing activities	(C)	(29,043,121)		(65,473,742)
	Net Increase/(Decrease) in cash & cash equivalents	(A) + (B) + (C)	473,957		324,962
	Cash and cash equivalents (see note no:1) (Opening balance)		1,038,427		713,465
	Cash and cash equivalents		1,512,384		1,038,427

Amount in Rs.

PARTICULARS	For the Year Ended 31st March, 2016		For the Year Ended 31st March, 2015	
NOTES :				
(1) Cash and Cash equivalents includes :				
<u>Particulars:</u>				
Cash on Hand		188,095		234,274
Bank Balances with Scheduled Banks in :				
Current Accounts	1,324,289		804,153	
		1,324,289		804,153
Total		1,512,384		1,038,427
(2) The Cash Flow statement has been prepared under the Indirect Method as set out in Accounting Standard - 3 on Cash Flow Statement issued by The Institute of Chartered Accountants of India.				
(3) Purchase of Fixed Assets include items in Capital Work in progress including capital advances				
(4) The previous year's figures have been re-grouped wherever necessary to make them comparable with this year's figures.				

As per our report of even date

For Jhaveri Shah & Co.

Firm Registration Number - 127390W

Chartered Accountants

Ronak Shah

Partner

Mem.No :102249

Place : Ahmedabad

Date : April 29, 2016

For and on behalf of the Board

Nahoosh Jariwala

Managing Director

Sumit Maheshwari

Director

Rajen N. Jhaveri

Chief Financial Officer & Co. Secretary

Place : Ahmedabad

Date : April 29, 2016

Notes to Financial Statements for the year ended 31st March, 2016

1. Corporate Information :

Adi Finechem Limited ("The Company") was incorporated in May, 1985 as "H. K. Agro Oil Ltd." under the provisions of The Companies Act, 1956. The Company is engaged in manufacturing of Speciality Oleo Chemicals. The manufacturing facility for the same is set up at Village Chekhala, Ta. Sanand, Dist. Ahmedabad, Gujarat. The finished products of the Company can broadly be divided in to (a) Nutraceutical Products and (b) Oleo Chemicals. The equity shares of the Company are listed on BSE Limited, Ahmedabad Stock Exchange Limited and National Stock Exchange of India Ltd. There was a partial change in management of the Company w.e.f. April, 2010. Further, during the F.Y. 2015-16, Canada based Fairfax group, through their Mauritius based subsidiary company, acquired 44.66 % equity stake from the present Indian Promoters, out of 62.49 % equity stake held by the said Promoters.

2 Summary of Significant Accounting Policies

2.1 Accounting Convention:

The financial statements have been prepared to comply in all material respects with the Notified Accounting Standards by the Companies Accounting Standard Rules, 2006 and the relevant provisions of the Companies Act, 2013. The accounts have been prepared following the mercantile system of accounting and accordingly revenues / income and costs / expenditure are generally accounted on accrual basis, as they are earned or incurred.

2.2 Use of Estimates:

The preparation of financial statements requires estimates and assumptions to be made that affect the reported amount of assets and liabilities on the date of the financial statements and the reported amount of revenue and expenses during the reporting period. Difference between the actual result and estimates are recognised in the period in which the results are known / materialised.

2.3 Fixed Assets:

Fixed Assets are stated at cost (including all direct cost and other incidental expenses incurred in connection with acquisition of assets apportioned thereto and is net of input tax credit availed) less accumulated depreciation and impairment losses, if any. Cost comprises of the purchase price and any attributable cost of bringing the assets to its working condition for its intended use. Borrowing cost, if any, attributable to acquisition /construction of fixed assets is capitalised as per the policy stated in note 2.13. Fixed assets, which are not put to use are shown as Capital Work in Progress.

2.4 Depreciation and Amortization:

Depreciation on different fixed assets have been provided based on useful lives of respective assets as provided in Part – C of Schedule II of the Companies Act, 2013. Depreciation on Plant & Machinery have been provided considering their useful life as 25 years as applicable to Continuous Process Plant. Leasehold land is amortised over the residuary period of the lease.

2.5 Inventories:

Inventories are valued at lower of cost or net realisable value.

Cost is arrived at as under:

Stores & Fuel	: FIFO Basis
Raw Materials	: Weighted Average Basis
Semi-finished Goods	: Absorption Cost Basis

2.6 Revenue Recognition:

- i) Revenue from Sales of goods is recognised when significant risks and rewards of ownership of goods have been passed on to the buyer. Revenue from operations are inclusive of Cenvat Duty.
- ii) Interest is accounted for on a time proportion basis taking in to account the amount outstanding and the rate applicable.

2.7 Transaction of Foreign Currency Items:

Transactions in Foreign Currencies are recorded at the original rate of exchange in force on the date of transactions. Monetary items denominated in foreign currency at the year end are restated at year end rates. In case of items which are covered by forward exchange contracts, the difference between the year end rates and rate on the date of contract recognized as exchange rate difference and the premium paid / discount received on forward contracts is recognized over the life of contract.

The Company uses derivative instruments i.e. forward contracts to hedge its risks associated with foreign currency fluctuations. The Company does not enter into any forward contract which is intended for trading or speculative purposes.

2.8 Prior period Expenses / Income:

Material items of prior period expenses/income are disclosed separately.

2.9 Employees Benefits:**(a) Defined Contribution Plan**

The Company's contributions paid/payable for the year to Provident Fund are recognised in the Profit & Loss Account.

(b) Defined Benefit Plan

The employees' gratuity fund scheme is managed through a separate entity which has taken specific policy under Group Gratuity Scheme from Life Insurance Corporation of India. This is a defined benefit Plan. The Company's liabilities towards gratuity and leave encashment are determined using the projected unit credit method which considers each period of service as giving rise to an additional unit of benefit entitlement and measures each unit separately to build up the final obligation. Past services are recognised on a straight line basis over the average period until the amended benefits become vested. Actuarial gain and losses are recognised immediately in the profit and loss account as income or expense. Obligation is measured at the present value of estimated future cash flows using a discounted rate that is determined by the reference to market yield at the balance sheet date on Government bonds where the currency and terms of the Government bonds are consistent with the currency and estimated terms of the defined benefit obligation.

2.10 Cenvat Credit:

Cenvat credit is accounted for on accrual basis on purchase of goods and on eligible services.

2.11 Leases:

Lease Transactions entered into on or after April 1, 2001:

- i) Assets acquired under lease where the Company has substantially all the risks and rewards incidental to ownership are classified as finance leases. Such assets are capitalised at the inception of the Lease at the lower of the fair value or the present value of minimum lease payments and a liability is created for an equivalent amount. Each lease rental paid is allocated between the liability and the interest cost, so as to obtain a constant periodic rate of interest on the outstanding liability for each period.
- ii) Assets acquired on leases where a significant portion of the risks and rewards incidental to ownership is retained by the lessor are classified as operating Lease. Lease rental are charged to the Profit and Loss Account on accrual basis.

2.12 Taxes on Income:

Current tax is the amount of tax payable on the taxable income for the year as determined in accordance with the provisions of Income-tax Act, 1961.

Deferred tax is recognised, on timing differences, being the difference between taxable income and accounting income that originate in one period and are capable of reversal in one or more subsequent periods. Deferred tax assets in respect of unabsorbed depreciation and carry forward of losses are recognised if there is a virtual certainty that there will be sufficient future taxable income available to realise such losses.

2.13 Borrowing Costs:

Borrowing costs that are attributable to the acquisition or construction of qualifying assets are capitalised as part of the cost of such assets. A qualifying asset is one that necessarily takes substantial period of time to get ready for intended use. All other borrowing costs are charged to revenue.

2.14 Provisions, Contingent Liabilities and Contingent Assets:

Provisions involving substantial degree of estimation in measurement are recognized when there is a present obligation as a result of past events and it is probable that there will be an outflow of resources. Contingent liabilities are not recognized but are disclosed in the notes. Contingent assets are neither recognized nor disclosed in the financial statements.

2.15 Impairment:

The carrying amount of fixed assets is reviewed at each balance sheet date if there is any indication of impairment based on internal /external factors. An Impairment Loss is recognized wherever the carrying amount of the fixed assets exceeds the recoverable amount. The recoverable amount is the greater of the asset's net selling price and value in use. In assessing the value in use, the estimated future cash flows are discounted to their present value at the weighted average cost of capital.

2.16 Earnings per Share:

Basic earnings per share is calculated by dividing the net profit for the year attributable to equity shareholders by the weighted average number of equity shares during the year.

The weighted average number of equity shares outstanding during the year and for all the years presented is adjusted for events, such as bonus shares, that have changed the number of equity shares outstanding, without corresponding change in resources.

2.17 Proposed Dividend:

Dividend proposed by the Board of Directors is provided for in the books of account, pending approval of share holders at the Annual General Meeting.

NOTES FORMING PART OF FINANCIAL STATEMENTS

Amount in Rs.

PARTICULARS	Amount in Rs.	
	As at 31st March, 2016	As at 31st March, 2015
1 Share Capital		
Authorised Share Capital		
1,45,00,000 (Previous Year 1,45,00,000) Equity Shares of Rs. 10 each	145,000,000	145,000,000
50,000 (Previous year 50,000) Preference Shares of Rs.100 each	5,000,000	5,000,000
TOTAL	150,000,000	150,000,000
Issued, Subscribed and Fully paid - up share capital		
1,37,94,000 (Previous Year 1,37,94,000) Equity Shares of Rs. 10 each, fully paid-up	137,940,000	137,940,000
TOTAL	137,940,000	137,940,000
1.1 Reconciliation of the shares outstanding at the beginning and at the end of the reporting period		
At the beginning of the year	13,794,000	12,540,000
Issued during the year as bonus shares in the ratio of one fully paid-up Equity Share for every ten shares.	-	1,254,000
Outstanding at the end of the year	13,794,000	13,794,000

1.2 Details of Shareholders holding more than 5% of Equity Shares:

	As at 31st March, 2016		As at 31st March, 2015	
	Nos	%	Nos	%
FIH Mauritius Investments Limited	6,194,824	44.91%	-	0.00%
*Shri Utkarshbhai Bhikhoobhai Shah	N.A.	N.A.	1,844,316	13.37%
*Shri Hemantbhai Navinchandra Shah	N.A.	N.A.	1,040,142	7.54%
Shri Raj Bhikhoobhai Shah	-	0.00%	923,775	6.70%
*Shri Bimalbhai Dashrathbhai Parikh	N.A.	N.A.	879,388	6.37%
M/s. Harihar Mfg & Trading LLP (Formerly organised as M/s. Harihar Mfg & Trading Pvt. Limited)	-	0.00%	767,201	5.56%
	6,194,824	44.91%	5,454,822	39.54%

* The shareholding as at 31st March, 2016 is less than 5%.

1.3 The equity share holders of the Company are entitled to receive interim and / or final dividend as declared and approved by the Board of Directors and / or the Share holders of the Company. The dividend so declared will be in proportion to the number of equity shares held by the shareholders.

1.4 In the event of the liquidation of the Company, equity share holders will be entitled to receive remaining assets of the Company. The distribution will in proportion to the number of equity shares held by the shareholders.

1.5 Equity shares allotted as fully paid bonus shares during the last five years :

Issued during FY: 2012-13 Rs. 1,90,00,000/-
 Issued during FY: 2013-14 Rs. 1,14,00,000/-
 Issued during FY: 2014-15 Rs. 1,25,40,000/-

NOTES FORMING PART OF FINANCIAL STATEMENTS

Amount in Rs.

PARTICULARS	As at 31st March, 2016	As at 31st March, 2015
2 Reserves & Surplus		
General Reserve Account		
As per Last Balance Sheet	20,000,000	10,000,000
Add : Transferred from Profit and Loss Account	10,000,000	10,000,000
Total (A)	30,000,000	20,000,000
Surplus in the statement of Profit and Loss		
Balance as per last financial statement	410,125,196	337,455,247
Profit for the year	105,993,651	136,856,494
	516,118,847	474,311,741
Less : Appropriations		
Transferred to General Reserve	10,000,000	10,000,000
Dividend on equity shares and Dividend distribution tax	41,505,455	41,505,455
Utilised for issue of Fully Paid-up Bonus shares to Equity Share Holders	-	12,540,000
Adjustment towards Carrying amount of fixed assets as per Schedule II of Companies Act., 2013	-	141,090
Net Surplus in the Statement of Profit & Loss	464,613,392	410,125,196
Total (B)	464,613,392	410,125,196
Total Reserves & Surplus (A + B)	494,613,392	430,125,196
3 Long Term Borrowings		
*Secured		
From Banks	115,227,383	93,577,023
Unsecured		
From Others (Inter-Corporate Deposits)	-	45,500,000
TOTAL	115,227,383	139,077,023
* Instalments falling due in respect of all the above Loans during next twelve months have been disclosed under the title "Other Current Liabilities" as "Current Maturities of Long Term" Debt" (Refer Note: 8)		

Nature of Security and terms of repayment for Long term secured borrowings :

- 3.1 Term loans / Working Capital Term loans aggregating to Rs. 11,43,16,003/- (Previous Year Rs.9,18,45,291/-) are secured primarily by Hypothecation by way of first charge on all present and future stocks, book debts and collaterals security by way of Equitable mortgage of industrial property bearing Survey No. 253/P and 312 situated at village Chekhala, Sanand-Kadi Road and Hypothecation of plant and machinery installed at the factory premises. Current rate of Interest is 10.80% per annum repayable in 36 / 48 / 60 monthly instalments commencing from 7th day of succeeding months of respective disbursements.
- 3.2 The Vehicle loans from HDFC Bank Limited of Rs.147,091/- (Previous Year Rs.451,951/-) are secured by hypothecation of vehicles and are further secured by personal guarantee given by a Director of the Company. The vehicle loan from ICICI Bank Ltd. of Rs.764,289/- (Previous Year 1,279,781/-) is secured by hypothecation of vehicle.

NOTES FORMING PART OF FINANCIAL STATEMENTS

Amount in Rs.

PARTICULARS	As at 31st March, 2016	As at 31st March, 2015
4 <u>Deferred Tax Liabilities</u>		
(A) Deferred Tax Liability : Depreciation	79,354,812	64,182,975
Total (A)	79,354,812	64,182,975
(B) Deferred Tax Asset Expense allowable for tax purpose when paid	2,124,181	3,418,242
Total (B)	2,124,181	3,418,242
Net Deferred Tax Liability (A) - (B)	77,230,631	60,764,733
5 <u>Long Term Provisions</u>		
<u>Provision for Employee Benefits</u> Provision for compensated absences	3,219,546	2,753,675
TOTAL	3,219,546	2,753,675
6 <u>Short Term Borrowings</u>		
Loan from Bank : Working Capital Loans (Including Pre Shipment packing credit of Rs. 3,49,47,440/- (Previous year : Rs. 3,77,41,166/-)	169,977,554	123,341,824
TOTAL	169,977,554	123,341,824
<p>Working Capital Loans of Rs. 16,99,77,554/- (Previous Year Rs.12,33,41,824/) are secured primarily by Hypothecation by way of first charge on all present and future stocks, book debts, and collaterals security by way of Equitable mortgage of industrial property bearing Survey No. 253/P and 312 situated at village Chekhala, Sanand kadi road and Hypothecation of plant and machinery installed at the factory premises. Current Rate of Interest is 10.80%, per annum for rupee loan and for PCFC loan in U.S. Dollars, 200 bps over 6 months' LIBOR per annum.</p>		
7 <u>Trade Payables</u>		
Total outstanding dues of micro enterprises and small enterprises (Refer note 37)	69,747	1,268,178
Total outstanding dues of creditors other than micro enterprises and small enterprises	33,575,538	47,181,862
TOTAL	33,645,285	48,450,040
8 <u>Other Current Liabilities</u>		
Current Maturities of Long term Debt	51,323,727	25,251,352
Interest accrued but not due on borrowings	1,205,905	648,517
Interest accrued and due on borrowings	8,453	87,045
Unclaimed Dividend	971,134	612,985
Advances from Customers	1,271,880	1,618,638
Bills Payable	19,016,309	24,906,583
Statutory Liabilities	2,348,671	2,709,306
Other Liabilities	2,909,229	3,769,384
TOTAL	79,055,308	59,603,810

NOTES FORMING PART OF FINANCIAL STATEMENTS

Amount in Rs.

PARTICULARS	As at	As at
	31st March, 2016	31st March, 2015
9 Short Term Provisions		
Leave Encashment	620,974	344,949
Bonus / Exgratia Payable	4,852,979	4,332,953
Salary Payable	5,839,735	5,981,641
Proposed Equity Dividend	34,485,000	34,485,000
Tax On Equity Dividend	7,020,455	7,020,455
TOTAL	52,819,143	52,164,998

10 FIXED ASSETS : TANGIBLE ASSETS

Description of Asset	Gross Block (At Cost)				Depreciation/Amortization				Net Block	
	As on 01-04-2015 Rs.	Additions Rs.	Sales/ Deduction Rs.	As at 31-03-2016 Rs.	As on 01-04-2015 Rs.	For the year Rs.	Sales/ Deduction Rs.	As at 31-03-2016 Rs.	As at 31-03-2016 Rs.	As at 31-03-2015 Rs.
1. Land	6,310,290	-	-	6,310,290	-	-	-	-	6,310,290	6,310,290
1.1 Land - Lease Hold	-	44,104,603	-	44,104,603	-	* 154,212	-	154,212	43,950,391	-
2. Building	170,374,870	44,469,816	-	214,844,686	30,836,990	6,515,897	-	37,352,887	177,491,799	139,537,880
3. Plant & Machinery	635,606,316	61,835,804	13,949,417	683,492,703	208,811,644	19,620,776	3,509,593	224,922,827	458,569,876	426,794,672
4. Electric Installation	38,803,325	6,543,861	690,838	44,656,348	11,510,847	1,060,942	294,673	12,277,116	32,379,232	27,292,478
5. Air Conditioners	2,382,042	270,428	-	2,652,470	420,808	86,792	-	507,600	2,144,870	1,961,234
6. Office Equipments	4,662,695	555,172	39,900	5,177,967	3,195,426	339,620	21,480	3,513,566	1,664,401	1,467,269
7. Furniture & Fixtures	10,493,934	148,428	-	10,642,362	3,294,370	911,365	-	4,205,735	6,436,627	7,199,564
8. Vehicles	10,023,802	-	-	10,023,802	3,469,983	1,407,651	-	4,877,634	5,146,168	6,553,819
Total As at 31-03-2016	878,657,274	157,928,112	14,680,155	1,021,905,231	261,540,068	30,097,255	3,825,746	287,811,577	734,093,654	617,117,206
As at 31-03-2015	567,596,444	311,692,201	631,371	878,657,274	239,694,389	22,165,360	319,681	261,540,068	617,117,206	
Capital Work in Progress									52,638,888	77,138,425

*Note : Amortization of Lease Hold Land has been shown under the head "Capital Work in Progress".

Description of Asset	Gross Block (At Cost)				Depreciation				Net Block	
	As on 01-04-2014 Rs.	Additions Rs.	Sales/ Deduction Rs.	As at 31-03-2015 Rs.	As on* 01-04-2014 Rs.	For the year Rs.	Sales/ Deduction Rs.	As at 31-03-2015 Rs.	As at 31-03-2015 Rs.	As at 31-03-2014 Rs.
1. Land	6,310,290	-	-	6,310,290	-	-	-	-	6,310,290	6,310,290
2. Building	94,768,156	75,606,714	-	170,374,870	25,308,052	5,528,938	-	30,836,990	139,537,880	69,460,104
3. Plant & Machinery	415,542,683	220,063,633	-	635,606,316	195,932,573	12,879,071	-	208,811,644	426,794,672	219,610,110
4. Electric Installation	24,907,819	13,895,506	-	38,803,325	10,840,765	670,082	-	11,510,847	27,292,478	14,067,054
5. Air Conditioners	2,306,792	114,950	39,700	2,382,042	358,639	82,575	20,406	420,808	1,961,234	1,948,153
6. Office Equipments	4,549,055	113,640	-	4,662,695	2,448,227	747,199	-	3,195,426	1,467,269	2,100,828
7. Furniture & Fixtures	9,324,223	1,169,711	-	10,493,934	2,454,811	839,559	-	3,294,370	7,199,564	6,869,412
8. Vehicles	9,887,426	728,047	591,671	10,023,802	2,351,322	1,417,936	299,275	3,469,983	6,553,819	7,536,104
Total As at 31-03-2015	567,596,444	311,692,201	631,371	878,657,274	239,694,389	22,165,360	319,681	261,540,068	617,117,206	327,902,055
As at 31-03-2014	484,684,448	84,025,836	1,113,840	567,596,444	213,933,298	26,427,394	807,393	239,553,299	328,043,145	
Capital Work in Progress									77,138,425	116,344,362

* The opening balance of Depreciation under the heads "Office Equipments" and "Furniture & Fixtures" include Rs. 1,17,345/- and Rs. 23,745/- respectively, being the adjustment made as per Schedule II of the Companies Act, 2013. The corresponding adjustment for aggregate amount of Rs. 1,41,090/- is given in Note No. 2 titled as "Reserves & Surplus"



NOTES FORMING PART OF FINANCIAL STATEMENTS

Amount in Rs.

PARTICULARS	As at 31st March, 2016	As at 31st March, 2015
11 Long Term Loans & Advances (Unsecured & Considered Good)		
Security Deposits	901,274	655,273
Excess deposit in Gratuity Fund	905,973	-
Balances with statutory authorities	236,760	264,520
	2,044,007	919,793
Less :		
Considered Doubtful	-	-
TOTAL	2,044,007	919,793
12 Inventories		
Raw Materials [including Goods in transit Rs. 5,551,058/- (Previous Year Rs. 5,913,763 /-)]	67,832,618	74,148,227
Stores , Fuel & Packing material [Including Goods in Transit Rs. 2,760/- (Previous Year Rs. 743,207/-)]	24,747,410	24,108,626
Semi-finished Goods	41,582,033	34,470,891
TOTAL	134,162,061	132,727,744
13 Trade Receivables		
(a) Outstanding for a period exceeding six months from the date they are due for payment - (Unsecured) Considered good	155,135	171,175
(b) Others - (Unsecured) Considered good	191,126,962	174,505,631
TOTAL	191,282,097	174,676,806
14 Cash and Bank Balances :		
Cash & cash equivalents		
Cash on Hand	188,095	234,274
Balances with Banks		
- Current Accounts [Including Dividend Accounts Rs. 971,134/- (Previous Year Rs. 612,985/-)]	1,324,289	804,153
- In Margin Money Account	902,818	600,000
TOTAL	2,415,202	1,638,427
15 Short term Loans & Advances (Unsecured & Considered Good)		
Security Deposits	43,056	55,236
Balances with Statutory Authorities	5,140,004	9,104,296
Advance Income Tax (Net of Provisions)	4,776,221	17,188,386
Advance to vendors	6,014,518	9,729,482
Capital advances	7,358,622	4,827,171
Prepaid Expenses	1,868,066	1,322,863
Excess deposit in Gratuity Fund	1,120,309	2,648,126
Others	20,705,010	4,951,646
TOTAL	47,025,806	49,827,206

NOTES FORMING PART OF FINANCIAL STATEMENTS

Amount in Rs.

PARTICULARS	As at 31st March, 2016	As at 31st March, 2015
16 Other Current Assets		
Interest Accrued but not Due	66,527	175,692
TOTAL	66,527	175,692
<hr/>		
PARTICULARS	For the Year ended on 31st March, 2016	For the Year ended on 31st March, 2015
17 Revenue from Operations (Refer note 31)		
a) Sale of Products		
- Finished Goods	1,647,872,092	1,633,948,429
b) Other Operating Revenues	19,078,376	9,779,125
	1,666,950,468	1,643,727,554
Less: Excise Duty	149,741,731	137,537,479
TOTAL	1,517,208,737	1,506,190,075
18 Other Income		
Foreign Exchange Gain(Net)	2,514,131	6,010,932
Sundry Balances Written back	387,887	279,756
Interest received / receivable	73,837	182,055
Compensation towards Cancellation of Export Order (Net of Expenses)	5,072,197	-
Miscellaneous income	152,505	57,482
TOTAL	8,200,557	6,530,225
19 Cost of materials consumed		
Inventory at the beginning of the year	73,495,456	118,912,422
Add: Purchases	974,533,492	941,877,900
	1,048,028,948	1,060,790,322
Less: Inventory at the end of the year	62,281,560	68,234,464
Raw Materials (A)	985,747,388	992,555,858
Packing Materials (B)	16,433,314	15,483,885
Cost of Materials Consumed (A)+(B)	1,002,180,702	1,008,039,743
19.1 Details of Raw materials consumed		
Vegetable Oil Based Fatty Acid Distillate	214,083,031	295,216,505
Acid Oil	732,475,883	671,142,437
Chemicals	39,188,474	26,196,916
TOTAL	985,747,388	992,555,858

NOTES FORMING PART OF FINANCIAL STATEMENTS

Amount in Rs.

PARTICULARS	For the Year ended on 31st March, 2016	For the Year ended on 31st March, 2015
20 <u>Changes in Inventory of Finished Goods & Work in Progress</u>		
Inventories at the end of the year		
Work In Progress	41,582,033	34,470,891
Less : Inventories at the beginning of the year		
Work In Progress	34,470,891	15,580,979
TOTAL	(7,111,142)	(18,889,912)
21 <u>Employee Benefit Expenses</u>		
Salaries, Wages & Bonus	69,332,748	65,878,203
Contribution to Provident Fund & Other Funds	5,050,183	5,438,888
Staff Welfare Expenses	2,925,780	2,723,712
TOTAL	77,308,711	74,040,803
22 <u>Other Expenses</u>		
Stores and Spares Consumed	19,165,123	13,897,536
Consumable stores	3,297,381	3,577,427
Power & Fuel	110,949,305	116,439,446
Laboratory Chemical Consumed	1,274,324	1,917,376
Rent, Rates and Taxes	3,390,947	3,579,977
Insurance	888,036	1,562,675
Repairs and Maintenance :		
- Machinery	3,510,237	2,910,507
- Buildings	16,164,061	2,672,061
- Others	360,948	193,748
Travelling and Conveyance	2,413,239	3,753,276
Advertisement Expense	704,211	943,863
Communication Expenses	1,365,526	1,356,131
Directors' Sitting Fees	125,000	81,500
Remuneration to Auditors	880,000	400,000
Sales Expense	16,836,243	15,145,324
General Charges	15,818,805	16,989,280
Legal and Professional fees	10,605,833	3,212,157
Vehicle running charges	4,208,451	4,034,877
Loss on assets sold / discarded (Net)	6,384,596	187,164
Bank Charges	1,265,335	1,611,574
TOTAL	219,607,601	194,465,899

NOTES FORMING PART OF FINANCIAL STATEMENTS

Amount in Rs.

PARTICULARS	For the Year ended on 31st March, 2016	For the Year ended on 31st March, 2015
22.1 <u>Payment to auditors:</u>		
As auditor:		
Statutory Audit	450,000	375,000
In other Capacity:		
Certification	30,000	-
Others	400,000	25,000
TOTAL	880,000	400,000
23 <u>Finance Costs</u>		
Interest Expenses on		
- Loan from Banks	32,145,516	21,723,486
- Inter Corporate Deposits	4,858,633	5,631,401
- Others	939,193	39,766
TOTAL	37,943,342	27,394,653
24 <u>Earnings per Share (EPS)*</u>		
Profit / (Loss) after Taxation	105,993,651	136,856,494
Number of Equity Shares	13,794,000	13,794,000
Nominal value per Equity Share (Rs.)	10	10
Earnings / (Loss) per share [Basic and Diluted] (Rs.)	7.68	9.92

25 Employee Benefits	Amount in Rs.	
Particulars	Gratuity (Funded)	Leave Encashment (Unfunded)
i) Net Liabilities recognised in Balance Sheet as at March 31,2016		
Present Value of Funded obligation	9,005,129	-
	(7,063,397)	(-)
Fair Value of Plan Asset	11,031,411	-
	(9,711,523)	(-)
Present Value of Unfunded obligation	-	3,840,520
	(-)	(3,098,625)
Net Liabilities	2,026,282	3,840,520
	(2,648,126)	(3,098,625)
ii) Expense recognised in Profit & Loss Account for the year ended March 31,2016 (Included in Note No. 21 in item "Payments to & Provisions for Employees")		
Current Service Cost	926,682	429,544
	(576,752)	(359,213)
Interest Cost	533,659	225,314
	(412,724)	(145,535)
Expenses deducted from the fund	98,396	-
	(71,202)	(-)
Expected return on plan assets	903,663	-
	(657,948)	(-)
Net actuarial losses /(gain)	512,357	648,595
	(1,745,178)	(1,356,440)
Past Service Liability	109,451	-
	(-)	(-)
Total Expense	1,276,882	1,303,453
	(2,147,908)	(1,861,188)

Amount in Rs.

Particulars	Gratuity (Funded)	Leave Encashment (Unfunded)			
iii) Reconciliation of opening and closing balance of changes in present value of the defined benefit obligation					
Opening Balance of defined benefit obligation as at April 1, 2015	7,063,397 (4,697,255)	3,098,625 (1,663,929)			
Current Service Cost	926,682 (576,752)	429,544 (359,213)			
Interest Cost	533,659 (412,724)	225,314 (145,535)			
Actuarial losses/(gain)	481,654 (1,733,473)	648,595 (1,356,440)			
Past Service Liability	109,451 (-)	- (-)			
Benefits paid	109,714 (356,807)	561,558 (426,493)			
Closing Balance of defined benefit obligation as at March 31,2016	9,005,129 (7,063,397)	3,840,520 (3,098,624)			
Actuarial Assumption					
Discount Rate	March 31, 2016 7.80% (7.70%)				
Expected rate of return on plan asset	7.80% (9.00%)				
*Expected rate of salary increase	6.00% (6.00%)				
Retirement age	60 Years				
Actuarial valuation method	Projected Unit Credit method				
* The estimates of future salary increase considered in actuarial valuation, take account of inflation, seniority, promotion and other relevant factors, such as supply and demand in employment market.					
(iv) Amounts recognised in current year and previous four years :	March 31,				
	2016	2015	2014	2013	2012
Gratuity :	Rs.				
Defined Benefit Obligation	9,005,129	7,063,397	4,697,254	4,216,086	3,331,116
Plan Asset	11,031,411	9,711,523	7,085,140	6,187,720	4,464,116
Surplus / (Deficit)	2,026,282	2,648,126	2,387,886	1,971,634	1,133,000
Experience adjustments in plan liabilities	231,934	848,769	214,866	496,919	193,317
Experience adjustments in plan assets	30,703	11,705	(16,408)	60,430	-
Defined Contribution Plans :					
Rs. 50,50,183/- (Previous Year Rs.54,38,888/-) recognised as an expense and included in the note 21 of Profit and Loss Account under the head “ Contribution to provident fund & other funds”					

26 Segment Reporting:

The Company has only one reportable business segment "Specialty Chemicals" as primary segment. The Company has identified the Secondary Segment as geographical segment based on the location of customers.

Secondary Segment

Amount in Rs.

Particulars	For the Year ended 31st March, 2016	For the Year ended 31st March, 2015
Segmental Revenue		
Segment – Domestic sales	1,199,816,911	1,115,866,786
Segment – Exports sales	301,951,610	383,478,144
Segment – Domestic - Other income	23,640,773	13,375,370
Total Revenue	1,525,409,294	1,512,720,300
Segmental Assets	As at 31st March, 2016	As at 31st March, 2015
In India	1,082,851,323	999,757,670
Outside India	80,876,919	54,463,629
Total Assets	1,163,728,242	1,054,221,299
Capital Expenditure during the year		
In India	132,726,006	270,870,314
Outside India	702,569	1,615,950
	133,428,575	272,486,264

27 Related Party Disclosures :

(a) Names of related parties and nature of relationship:

- (i) Where control exists
 FIH Mauritius Investments Limited
 FIH Private Investments Limited
- (ii) Other Related Parties with whom transactions have taken place during the year:

Key Management Personnel:

Shri Nahoosh J. Jariwala
 Shri Bimal D. Parikh (Up to 05.03.2016)

Entities in which Key Management Personnel exercise significant influence:

Adicorp Enterprise Private Limited
 Nahoosh Tradelink Private Limited (Formerly organised as PCD Investment Private Limited)
 Jariwala Tradelink LLP (Formerly organised as UKM Investment Private Limited)
 Harihar Mfg & Trading LLP. (Formerly organised as Harihar Manufacturing & Trading Private Limited)
 Dashrath Jagmohandas Investment Pvt. Ltd.
 Super Handlers Private Limited
 Ashmak Investment Private Limited
 Adi Corporation

Details of Transactions with Related Parties for the year 2015-2016

Amount in Rs.

	Nature of Transaction	Parties referred to in (i) above	Parties referred to in (ii) above	Total
A	<u>Deposits Taken / Repaid</u>			
	Adicorp Enterprise Private Limited			
	Repaid	14,000,000 (-)	- (-)	14,000,000 (-)
	Balance as at Year End	- (14,000,000)	- (-)	- (14,000,000)
	Nahoosh Tradelink LLP (Formerly organised as PCD Investment Pvt Ltd.)			
	Repaid	5,000,000 (-)	- (-)	5,000,000 (-)
	Balance as at Year End	- (5,000,000)	- (-)	- (5,000,000)
	Jariwala Tradelink LLP (Formerly organised as UKM Investment Private Limited)			
	Repaid	5,000,000 (-)	- (-)	5,000,000 (-)
	Balance as at Year End	- (5,000,000)	- (-)	- (5,000,000)
	Harihar Mfg. & Trading LLP (Formerly organised as Harihar Mfg & Trading Pvt. Limited)			
	Repaid	8,500,000 (-)	- (-)	8,500,000 (-)
	Balance as at Year End	- (8,500,000)	- (-)	- (8,500,000)
	Dashrath Jagmohandas Investment Private Limited			
	Repaid	6,000,000 (-)	- (-)	6,000,000 (-)
	Balance as at Year End	- (6,000,000)	- (-)	- (6,000,000)
	Super Handlers Private Limited			
	Repaid	6,000,000 (-)	- (-)	6,000,000 (-)
	Balance as at Year End	- (6,000,000)	- (-)	- (6,000,000)
	Ashmak Investment Private Ltd			
	Repaid	1,000,000 (-)	- (-)	1,000,000 (-)
	Balance as at Year End	- (1,000,000)	- (-)	- (1,000,000)

Amount in Rs.

	Nature of Transaction	Parties referred to in (i) above	Parties referred to in (ii) above	Total
B	<u>Interest Paid</u>			
	Adicorp Enterprise Private Limited	1,547,787 (1,732,740)	- (-)	1,547,787 (1,732,740)
	Nahoosh Tradelink LLP (Formerly organised as PCD Investment Pvt Ltd.)	562,432 (618,835)	- (-)	562,432 (618,835)
	Jariwala Tradelink LLP (Formerly organised as UKM Investment Private Limited)	528,655 (618,835)	- (-)	528,655 (618,835)
	Harihar Mfg & Trading LLP. (Formerly organised as Harihar Mfg & Trading Pvt. Limited)	898,712 (1,052,020)	- (-)	898,712 (1,052,020)
	Dashrath Jagmohandas Investment Private Limited	609,714 (742,602)	- (-)	609,714 (742,602)
	Super Handlers Private Limited	609,714 (742,602)	- (-)	609,714 (742,602)
	Ashmak Investment Private Ltd	101,619 (123,767)	- (-)	101,619 (123,767)
C	<u>Income towards Reimbursement of Expenses</u>			
	FIH Mauritius Investments Limited	2,204,125 (-)	- (-)	2,204,125 (-)
D	<u>Services Aailed</u>			
	Adi Corporation			
	Services aailed during the year	- (1,119,105)	- (-)	- (1,119,105)
	Payment during the Year	1,119,105 (-)	- (-)	1,119,105 (-)
	Balance as on year end	- (1,019,505)	- (-)	- (1,019,505)
	Managerial remuneration			
	Shri Nahoosh J. Jariwala	- (-)	4,495,105 (4,737,781)	4,495,105 (4,737,781)
	Shri Bimal D.Parikh (For the period from 01.04.15 to 31.01.16)	- (-)	1,695,168 (2,131,272)	1,695,168 (2,131,272)

28 **Contingent Liabilities**

		Amount in Rs.	
	Particulars	As at 31st March 2016	As at 31st March 2015
	(a) In respect of Bank Guarantee given by bank to UGVCL	6,410,021	6,410,021
	(b) In respect of disputed Income Tax matters	1,456,215	1,456,215
	(c) In respect of Civil Suit	1,500,000	1,500,000
	(d) In respect of Custom Duty	520,360	520,360
	(e) In respect of Excise Duty	2,279,219	2,279,219
	(f) In respect of Cenvat Credit of Service Tax	628,605	-
	(g) In respect of VAT & CST	471,023	-
		13,265,443	12,165,815
	(h) Commitments: Estimated amount of contracts remaining to be executed on capital account and not provided for (Net of advances)	17,384,708	47,303,966
29	Disclosure of Derivatives There are no outstanding foreign exchange forward contracts for hedging foreign currency in relation to Exports as at March 31, 2016. Foreign Currency exposure not hedged by derivative instrument as at March 31, 2016	81,336,493	54,463,629
30	Dividends proposed to be distributed : The Board of Directors, in its meeting held on 29th April, 2016 recommended the dividend of Rs. 2.50 per equity share of Rs. 10/- each.		
31	Details of Sales under broad heads:		
	Products	For the Year ended 31st March, 2016	For the Year ended 31st March, 2015
	Deodorizer Distillate (Mixed tocopherol)	244,808,598	377,484,779
	Linoleic Acid / Soya Fatty Acid	387,011,400	219,816,608
	Dimer Acid	373,315,877	283,138,960
	Other Fatty Acids	325,608,501	437,997,328
	Fatty Oil	109,770,473	166,100,686
	Others	58,470,704	12,114,821
	Sub Total	1,498,985,553	1,496,653,182
	Add: Cenvat Duty	148,886,539	137,295,247
	Total Sales	1,647,872,092	1,633,948,429

Note : Excluding statutory levy.

Amount in Rs.

32	Value of Imported and Indigenous Raw materials, Spare Parts, Components and other items consumed.	For the Year ended 31st March, 2016		For the Year ended 31st March, 2015	
		% to Total Consumption	Value (Rs.)	% to Total Consumption	Value (Rs.)
	Raw Materials				
	Imported	8.20%	80,879,464	1.35%	13,400,958
	Indigenous	91.80%	904,867,924	98.65%	979,154,900
		100.00%	985,747,388	100.00%	992,555,858
	Spare parts, Components, Packing material and Other items				
	Imported	0.00%	-	0.00%	-
	Indigenous	100.00%	151,094,052	100.00%	151,270,569
		100.00%	151,094,052	100.00%	151,270,569
33	Value of imports on C.I.F. basis				
					Amount in Rs.
	Particulars		For the Year ended 31st March, 2016		For the Year ended 31st March, 2015
	Raw Material		73,865,302		13,525,532
	Consumable Stores		-		-
	Capital Goods		702,569		1,615,950
	Total		74,567,871		15,141,482
34	Expenditure in Foreign Currency				
	Sales Expenses (Kasruth Certification Fees)		2,995,538		2,447,377
	Travelling and conveyance		380,793		1,117,153
	Legal and Professional Fees		6,237,360		1,017,920
	Sales Expenses (Others)		83,911		160,886
	Interest Expenses on Loan form Banks (Interest on PCFC Loan)		928,671		2,063,084
	Bank Charges		38,237		28,906
	Total		10,664,510		6,835,326
35	Earnings in Foreign Exchange				
	Exports of Goods on FOB basis		301,853,377		383,211,302
	Total		301,853,377		383,211,302
36	Remittances made on account of dividend in foreign currency		Nil		Nil

Amount in Rs.

37	Disclosure of details pertaining to Micro and Small Enterprises as defined in Micro, Small and Medium Enterprises Development Act, 2006 (“MSMED Act”)	As at 31st March 2016	As at 31st March 2015
	<p>Particulars</p> <p>1. The principal amount and the interest due thereon remaining unpaid to any supplier as at the end of each accounting year</p> <p>2. (a) Amount of Principal paid by the buyer in terms of section 16 of the Micro, Small and Medium Enterprises Development Act, 2006</p> <p>(b) The amount of the payments (Interest amount) made to the supplier beyond the appointed day, during the year</p> <p>3. Interest due and payable [not covered by Section 16 of the MSMED Act] in respect of the delay in payment during the year</p> <p>4. (a) The amount of interest accrued at the end of each accounting year</p> <p>(b) The amount of interest remaining unpaid at the end of each accounting year</p> <p>5. Further interest remaining due and payable even in the succeeding years.</p> <p>6. On the basis of the information and records available with the Company, there are no delays in payments to Micro, Small and Medium Enterprises as required to be disclosed under the MSMED Act and above mentioned disclosures are made under the Note No. 7 “ Trade Payables”. This has been relied upon by the auditors.</p>	<p>69,747</p> <p>–</p> <p>–</p> <p>–</p> <p>–</p> <p>–</p> <p>–</p>	<p>1,268,178</p> <p>–</p> <p>–</p> <p>–</p> <p>–</p> <p>–</p>
38	The balances under the head of Sundry Debtors, Sundry Creditors and Loans & Advances are subject to confirmation and reconciliation.		
39	Excise duty shown as deduction from domestic sales represents the amount of excise duty on sales. Excise duty expense under Note No.22 “Other Expenses under the head of Sales Expenses “ represents excise duty paid on sample etc. is not recoverable from sales.		

40 Leases :**Finance Lease :**

In accordance with accounting standards 19 "Leases" issued by the Institute of Chartered Accountants of India, the assets acquired on finance lease on or after April 01, 2001 are capitalised and a loan liability recognised. Consequently depreciation is provided on such assets, installments paid are allocated to the liability and the interest is charged to Profit and Loss Account.

Assets acquired on lease agreements mainly comprise of vehicles. The agreements provide for reimbursement of taxes,levy etc imposed by any authorities in future. There are no exceptional / restrictive covenants in the lease agreements.

The minimum installments and present value as at March 31, 2016 in respect of asset acquired under the lease agreement are as under :

Amount in Rs.

Particulars	As at 31st March 2016	As at 31st March 2015
i) Payable not later than 1 year	963,240	1,069,320
ii) Payable later than one year and not later 5 years	985,389	1,948,629
iii) Payable later than 5 Years	-	-
Total Minimum installments	1,948,629	3,017,949
Less: Future Finance charges	216,897	447,291
Present Value of Minimum Installments	1,731,732	2,570,658
Present Value of Minimum Installments		
i) Payable not later than 1 year	820,352	838,926
ii) Payable later than one year and not later than 5 years	911,380	1,731,732
iii) Payable later than 5 Years	-	-
Total Present Value of Minimum Installments	1,731,732	2,570,658

SIGNATURES TO NOTES 1 TO 40

As per our report of even date

For Jhaveri Shah & Co.Firm Registration Number - 127390W
Chartered Accountants**Ronak Shah**

Partner

Mem.No :102249

Place : Ahmedabad

Date : April 29, 2016

For and on behalf of the Board

Nahoosh Jariwala

Managing Director

Sumit Maheshwari

Director

Rajen N. Jhaveri

Chief Financial Officer & Co. Secretary

Place : Ahmedabad

Date : April 29, 2016



ADI FINECHEM
LIMITED

Registered Office: 1st Floor, 2-Sigma Corporates, B/h. HOF Living,
Sindhu Bhavan Road, Off S.G. Road, Ahmedabad - 380 059, Gujarat, India.

CIN : L15140GJ1985PLC007845

Email: cs@adifinechem.com | Website: www.adifinechem.com

Conceptualised, designed and developed by Valorem Advisors - www.valoremadvisors.com