



Date: 20th May 2022

To, Manager - Department of Corporate Services BSE Limited Phiroze Jeejeebhoy Towers, Dalal Street, Fort, Mumbai - 400 001 Scrip Code: 523694	To, The Manager - Listing Department, The National Stock Exchange of India Limited Exchange Plaza, Plot No. C/1, Block G, Bandra - Kurla Complex, Bandra (East), Mumbai - 400 051 Symbol: APCOTEXIND
---------------------------------------------------------------------------------------------------------------------------------------------------------------------	-------------------------------------------------------------------------------------------------------------------------------------------------------------------------------------------------------------------------------

Sub: Annual Report 2021-22

Dear Sir/Madam,

Pursuant to Regulation 34 of SEBI (Listing Obligations and Disclosure Requirements) Regulations, 2015, please find enclosed Annual Report of the Company for the financial year 2021-22.

The said Annual Report 2021-22 is available on the website of the Company i.e. www.apcotex.com

This is for your information and records.


Thanking you,

For Apcotex Industries Limited

Anand V Kumashi
Company Secretary

apcotex industries limited

REGD. OFFICE : 49-53, 3rd Floor, Mahavir Centre, Plot No. 77, Sector-17, Vashi, Navi Mumbai-400703, Maharashtra, India Tel:+91-22-27770800
CORPORATE OFFICE : NKM International House, 178 Backbay Recl., B. M. Chinai Marg, Mumbai-400020, Maharashtra, India. Tel:+91-22-22838302/04
TALOJA PLANT : Plot No. 3/1, MIDC Industrial Area, Talaja-410208, Dist-Raigad, Maharashtra, India. Tel:+91-22-27403500 Fax:+91-22-27412052
CIN NO. L99999MH1986PLC039199 Website:www.apcotex.com



**Annual Report
2021-22**

The Invisible Bond in all walks of life

CORPORATE INFORMATION

BOARD OF DIRECTORS

Atul C. Choksey	Chairman
Dr. S. Sivaram	Director
Kamlesh S. Vikamsey	Director
Shailesh S. Vaidya	Director
Priyamvada Bhumkar	Director
Amit C. Choksey	Director
Udayan D. Choksi	Director
Abhiraj A. Choksey	Managing Director
Ravishankar Sharma	Executive Director

COMPANY SECRETARY

Anand V. Kumashi

AUDITOR

S G D G & Associates LLP

BANKERS

State Bank of India
Citi Bank
HDFC Bank

REGISTERED OFFICE

49/53, Mahaveer Centre, Plot no. 77, Sector 17,
Vashi, Navi Mumbai - 400 703.
CIN: L99999MH1986PLC039199
Telephone: (022) 27770800
E-mail - redressal@apcotex.com
Website: www.apcotex.com

PLANT 1

Plot No.3/1, MIDC Industrial Area, P.O. Taloja,
Dist - Raigad - 410 208, Maharashtra.
Telephone: (022) 2740 3500

PLANT 2

Village - Dungri, Tal - Valia, Ankleshwar - 393135.
Dist - Bharuch, Gujarat.

CORPORATE OFFICE

N. K. Mehta International House, 178,
Backbay Reclamation, Babubhai M. Chinai Marg,
Mumbai - 400 020
Telephone: (022) 2283 8302 / 04

AUDIT COMMITTEE

Kamlesh S. Vikamsey	Chairman
Priyamvada Bhumkar	Member
Udayan D. Choksi	Member

NOMINATION & REMUNERATION COMMITTEE

Dr. S. Sivaram	Chairman
Atul C. Choksey	Member
Kamlesh S. Vikamsey	Member
Priyamvada Bhumkar	Member

STAKEHOLDERS RELATIONSHIP COMMITTEE

Shailesh S. Vaidya	Chairman
Udayan D. Choksi	Member
Abhiraj A. Choksey	Member

CORPORATE SOCIAL RESPONSIBILITY COMMITTEE

Atul C. Choksey	Chairman
Shailesh S. Vaidya	Member
Abhiraj A. Choksey	Member

RISK MANAGEMENT COMMITTEE

Dr. S. Sivaram	Chairman
Abhiraj A. Choksey	Member
Ravishankar Sharma	Member

REGISTRARS AND SHARE TRANSFER AGENTS

LINK INTIME INDIA PVT LTD.
C-101, 247 Park, L.B.S. Marg, Vikhroli (W),
Mumbai - 400 083
Tel. No.- 022 49186000, 49186270
Fax - 022 49186060
Email: rnt.helpdesk@linkintime.co.in
Website: www.linkintime.co.in



TABLE OF CONTENTS

01

CORPORATE OVERVIEW

Company at a glance	02
Financial Highlights	03
Board of Directors	04
Our Global Presence	06
Manufacturing Facilities	08
R&D and Quality Control	09
Product Mix	10

02

STATUTORY REPORTS

Management Discussion and Analysis Report	18
Directors' Report	21
Corporate Governance Report	43
Business Responsibility Report	64

03

FINANCIAL STATEMENT

Independent Auditor's Report	72
Financial Statement	80
Notice of Annual General Meeting	133

COMPANY AT A GLANCE

Apcotex is one of the leading producers of Synthetic Rubber (NBR & HSR) and Synthetic Latex (Nitrile, VP latex, XSB & Acrylic latex) in India. The company has one of the broadest range of Emulsion Polymers available in the market today. The various grades of Synthetic Rubber find application in products such as Automotive Components, Hoses, Gaskets, Rice De-husking Rollers, Printing and Industrial Rollers, Friction Materials, Belting and Footwear. Apcotex's range of Latexes are used for Paper / Paperboard Coating, Carpet Backing, Tyre Cord Dipping, Construction, Gloves-examination, surgical and industrial use etc.

The company believes in implementing best practices across all departments and adhering to high quality, safety and environmental standards. Its state-of-the-art manufacturing plants are strategically located on the western coast of India. Over the past several years, Apcotex has developed a strong Research & Development base, which has enabled to develop, manufacture and export products and compete effectively against global players. Through its technical service team and well-equipped application laboratory, the company believes in providing value added services to enable customers to constantly improve the quality of their final product. Apcotex has significant global presence and for last few years has done business in all continents and several countries.

Apcotex has been awarded the prestigious "TPM Excellence Award, Category A" and "TPM Consistency Award" by the Japan Institute of Plant Maintenance (JIPM), Japan.

Apcotex, an ISO 9001:2015 certified company, is also certified for ISO 14001:2015 (Environmental Management Systems) and ISO 45001:2018 (Occupational Health and Safety Management Systems). Apcotex is a Responsible Care certified company. Apcotex Industries Limited is headed by Mr. Atul C. Choksey, former Managing Director of Asian Paints Limited.

EVOLUTION

1980

Started as a division of Asian Paints. Pioneered the manufacturing of Vinyl Pyridine latex and Carboxylated Styrene-Butadiene latex in India.

1991

Constituted as a Public Limited Company listed on stock exchanges as Apcotex Lattices Limited.

1998

Started High Styrene Rubber production with 10,000 MT p.a. (dry) capacity.

2005

Name changed to Apcotex Industries Limited.

2009

Entered Acrylic Emulsion business to exploit synergies with other products and markets.

2013

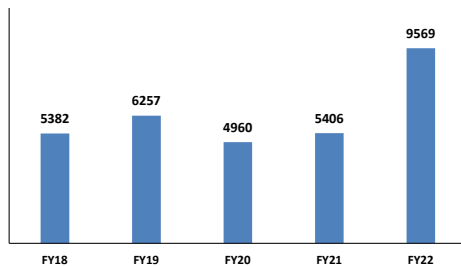
Installed capacity of saleable latex increased at Taloja from 40,000 MT p.a. to 55,000 MT p.a. (wet).

2016

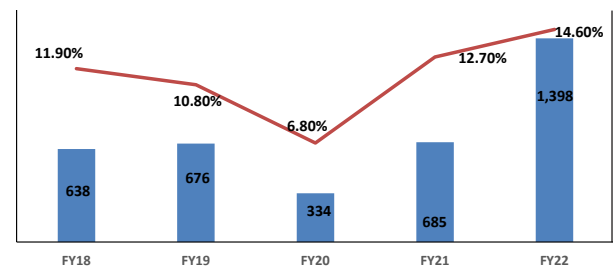
Completed acquisition of Omnova Solutions Indian business of Nitrile Rubber of 16,000 MT p.a. (dry) and High Styrene Rubber to create synergy.

FINANCIAL HIGHLIGHTS

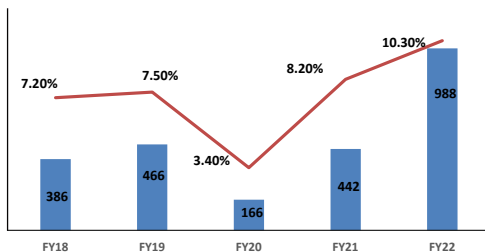
REVENUE (IN MN)



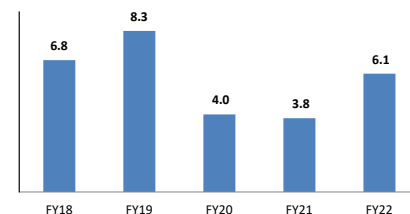
OPERATING EBITDA (INR MN) AND EBITDA MARGIN (%)



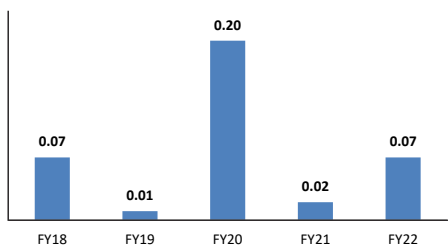
PAT (INR MN) AND PAT MARGIN (%)



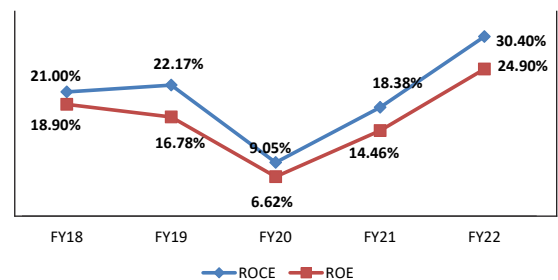
ASSET TURNOVER RATIO



DEBT TO EQUITY RATIO



RETURN RATIOS



BOARD OF DIRECTORS



MR. ATUL C. CHOKSEY

Chairman

He is a Chemical Engineer from the Illinois Institute of Technology, Chicago, USA. He joined Asian Paints (India) Limited as Junior Executive in 1973 and was subsequently appointed as Whole-time Director with effect from May 1979. He served as the Managing Director of Asian Paints Limited from April 1984 to August 1997. Over the years he has served on the Boards of Marico Limited, Finolex Cables Limited, Blue Star India Ltd. and the Asian Board of the Wharton Business School. He has served as the President of the Indian Paint Association and Bombay Chamber of Commerce and Industry (BCCI) as well as Deputy President of the Associated Chamber of Commerce and Industry of India. He is a member of Young Presidents' Organization (YPO). He is currently a Trustee of Shree Mahalakshmi Temple Trust located in Mumbai and an Independent Director on the Board of Ceat Ltd.



DR. SWAMINATHAN SIVARAM

Independent Director

He obtained his MSc degree in chemistry from IIT-Kanpur followed by PhD and DSc degrees from Purdue University, W. Lafayette, Indiana, USA. He was the Director of CSIR-NCL from 2002 -10 and is presently an INSA Honorary Scientist and Honorary Professor Emeritus at the Indian Institute of Science Education and Research, Pune. He has over fifty years of R&D experience, both in industry and academia, in the area of chemicals and polymers. He served on the Board of Asian Paints (India) Limited from 2002 to 2021 and currently serves on the Boards of Supreme Petrochem Limited, Deepak Nitrite Limited, GMM Pfaudler Limited and Charda Chemicals Limited as an Independent Director. The President of India bestowed on him the coveted civilian honour Padma Shri in 2006.



MR. SHAILESH S. VAIDYA

Independent Director

He is a law graduate from Government Law College and became Solicitor in the year 1983 and has been practicing as an Advocate and Solicitor. He is one of the senior partners at Kanga & Co. He has served on the Board of Siyaram Silk Mills Limited, currently serving on the Board of Excel Industries Limited as an Independent Director. He was the President of Indian Merchants' Chamber for the year 2013-14 and continues to be the member of the Managing Committee of Indian Merchants' Chamber. He is presently Chairman of IMC International ADR Centre. He has also been the President in centennial year of the Rotary Club of Bombay Queen City and has been associated as trustee / advisor with several educational / social organizations.



MR. AMIT C. CHOKSEY

Director

He is a Commerce Graduate from Bombay University and currently Chairman & Managing Director of Mazda Colours Limited in Mumbai, India. Mazda Colours is one of the leading manufacturers of Phthalocyanine Pigments and leading exporters of its products all over the world. He has over four decades of rich

experience in managing the Manufacturing Plants of Inorganic Pigments and Intermediates, Construction Chemicals, Specialty Water Proofing compounds. He hails from a family which promoted Asian Paints (I) Limited, the largest manufacturers of Paints in India. He is a member of the prestigious Young Presidents' Organisation (YPO) is the Global Leadership Community of Extraordinary CEOs). He also holds the Diplomatic position as 'Honorary Consul of the Slovak Republic' in Mumbai.



MR. KAMLESH S. VIKAMSEY

Independent Director

He is a Chartered Accountant and a Senior Partner in reputed firm of Khimji Kunverji & Co LLP. He was member of the Central Council of ICAI from 1998 to 2007 and held the post of president in 2005. He has served on the Board of GIC Housing Finance Limited, currently serving on the Board of Tribhovandas Bhimji Zaveri Limited, Navneet Education Limited as an Independent Director to name a few.



MS. PRIYAMVADA BHUMKAR

Independent Director

She is a graduate in Chemistry and MBA in Finance from Mumbai University having 25 years of rich experience in the field of colour dispersions. She is Managing Director of Soujanya Color Pvt. Ltd., the well-known Indian colorant manufacturing company.



MR. UDAYAN D. CHOKSI

Independent Director

He is a graduate in Economics from Warwick University. In addition to his C.A. degree, he also holds an LL.B. from Mumbai University. He is a senior indirect tax professional and practising counsel, and was previously at Big 4 - accounting and prominent law firms. He is a Partner at Khaitan & Co.



MR. ABHIRAJ A. CHOKSEY

Managing Director

He graduated from the University of Pennsylvania with degrees in Engineering and Business from Wharton. He worked in strategy consulting and IT in the United States for a few years before joining Apcotex in 2005. He is associated with the Company since 2005 in various capacities and has been the Managing Director since May 2010. He is on the Executive Committee of the Indian Chemical Council (ICC), and an active member of Young Presidents' Organization (YPO) and Entrepreneurs' Organization (EO).



MR. RAVISHANKAR SHARMA

Executive Director

He is a Chemical Engineer from Laxminarayan Institute of Technology, Nagpur, passed out in 1988 and PGDBM from Goa Institute of Management, Goa (Executive MBA) in 2009 and has more than 30 years of rich experience in the field of Production, Projects, Specialty Chemicals, operations and Manufacturing.

Aerial View of Valia Plant



apcotex industries limited

OUR GLOBAL PRESENCE

SOME OF OUR MARQUEE CLIENTS





MANUFACTURING FACILITIES

TALOJA PLANT, MAHARASHTRA

(65,000 MT) Synthetic Latex
(7,000 MT) High Styrene Rubber



VALIA PLANT, GUJARAT

(21,000MT) Nitrile Rubber and Allied Products





R&D AND QUALITY CONTROL

The company has been continuously upgrading their technology through in house research & development efforts to meet the changing needs of customers

Currently around 30 employees are dedicated for R&D and technical support.



QUALITY CERTIFICATIONS



PRODUCT MIX

SYNTHETIC LATEX

Synthetic Latex is manufactured from downstream petrochemicals whereas natural latex comes from rubber plantations. There are usually several types of synthetic latex which are manufactured. Our latexes which include Styrene Butadiene latex, VP latex, Styrene Acrylic latex and Nitrile latex cater to various industries like Paper/ Paperboard, Carpet, Tyre and Construction. The performance of each synthetic latex differ from industry to industry based on their characteristic, application, and polymer type. Some details are as follows:



PAPER

- Provides excellent wet and dry binding strength; provides high gloss and strength to coated paper



CARPET

- Used in backing of various types of carpets to provide excellent binding strength; depending on application requirements our grades provide a range of soft to hard handles



CONSTRUCTION

- Provides excellent water impermeability; enhances bonding between new and old concrete



TYRE CORD

- High performance latex for dipping of tyre cords used in bias tyres



GLOVES

- For manufacturing of various range of gloves – examination, surgical and industrial



SPECIALITY

- Used in a range of specialty applications such as gaskets, non-woven fabrics, abrasive paper, textile finishing, cork sheets, etc.

SYNTHETIC RUBBER

Synthetic Rubber is basically an artificial elastometer which are mainly polymers synthesized from petroleum by-products. Your company produces various kinds of Synthetic rubber from cold NBR to hot NBR with different distinctions which are as below



NITRILE RUBBER (NBR)

- This is an unusual type of synthetic rubber which is resistant to oil, fuels and various chemicals. It is used in the automotive industry as well as several other industrial applications to make fuel and oil handling hoses, seals and various rubber products where ordinary rubbers cannot be used



NBR POLYBLEND

- Cost effective medium ACN blend used for general purpose automotive and industrial moulded and extruded products, footwear products etc. for general purpose automotive and industrial goods as well as Fire Hoses



HIGH STYRENE RUBBER

- Provides various degrees of hardness and excellent processibility for Hawaii slippers and Micro-cellular sheets

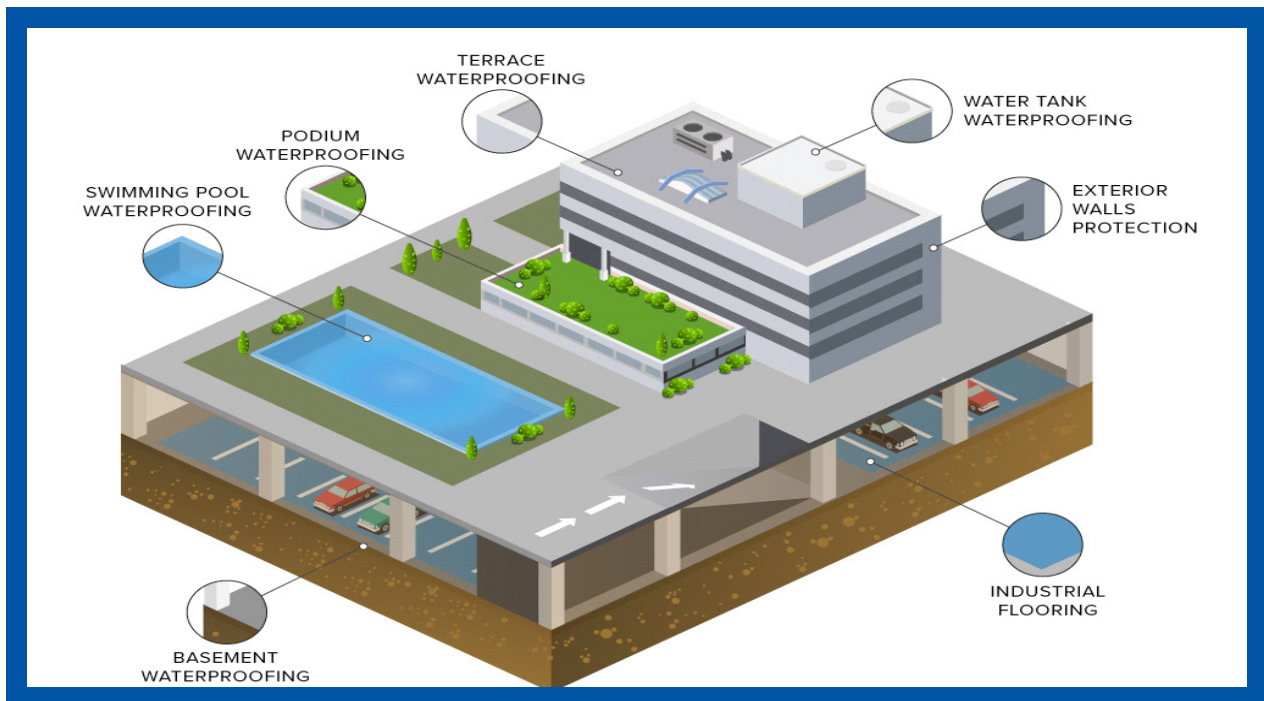


NBR POWDER

- Used in joining sheets, PVC modification, brake pads, friction materials, adhesives and other rubber applications



India's construction chemicals market is projected to exhibit a CAGR of over 15% over the next few years. The assessed Market Size is 5600 Crores [Source - Construction Chemical Manufacturers Association]. There is growing investment in the country's infrastructure projects by the government as well as private companies. Green Building Concept based construction projects, would further propel demand for quality construction chemicals in the coming years. Concrete Admixtures is the largest category in the Construction Chemical space followed by Waterproofing chemicals and Dry Mortars. Increasing urbanization, smart cities and demand for high quality construction coupled with infrastructure spending and low-income housing projects is driving demand for construction chemicals. There is a huge untapped potential in the Indian market in comparison to developed countries. Consumption of construction chemical products is still much lower than developed nations. With the entry of several new companies in this space, it has changed the market dynamics giving reach and penetration for extra growth in coming years. The major categories in the construction chemical space are shown below:



Apcotex Industries Limited under the umbrella brand "ApcoBuild" is servicing the construction chemical space in the western region of India so far with a significant presence in Mumbai with large waterproofing contractors and through a network of distributors. Our core strength is in the waterproofing range of products, thanks to our backward integration in manufacturing of high quality range of polymers and coatings along with repair products.

We have innovative, high quality and cost-effective products that focus on improving ease of application for our consumers. Below is a list of the ApcoBuild products along with the applications for each product:

WATERPROOFING POLYMER PRODUCTS

Sr. No.	Product Name	Product Descriptor
1	ApcoBuild Seal N Safe	SBR latex for repairs & waterproofing
2	ApcoBuild Apcogaurd	SBR latex for repairs & waterproofing
3	ApcoBuild Hydrocrete plus	High performance Acrylic waterproof coating & repair
4	ApcoBuild Hydrocrete	Economical Acrylic waterproofing & repair system
5	ApcoBuild Apcocrete	High performance Acrylic Latex for repairs & waterproofing
6	ApcoBuild Seal N Secure	Two pack high performance Acrylic polymer modified cementitious coatings
7	ApcoBuild Apcoguard S	Speciality SBR Latex for repairs & waterproofing
8	ApcoBuild Apcoguard X	Carboxylated SBR Latex for repairs & waterproofing
9	ApcoBuid Kryst	Composed of High Quality Cement. Properly selected & graded inert aggregates, waterproofing active chemicals & additives

WATERPROOFING COATINGS

Sr. No.	Product Name	Product Descriptor
1	ApcoBuild BeautyGuard	High performance acrylic Protective Waterproof Elastomeric Decorative Coating
2	ApcoBuild Topguard	Heavy Duty Reinforced Acrylic waterproof coating for Terrace
3	ApcoBuild Terracoat	Transparent UV Resistant on Roof China Mosaic Chip waterproof coating
4	ApcoBuild Bitukote EMB	Bitumen Modified Ready to Use Cold applied Waterproof coating
5	ApcoBuild Flexiwet	High performance easy ready to use, Single component Non Cementitious Wet area Waterproof coating
6	ApcoBuild Flex PU WB	High performance, Polyurethane Hybrid UV stable, eco-friendly, flexible, water based modified liquid applied waterproofing membrane
7	Apcobuild Bitucote BJ	Reinforced Bituminous Finishing which provides an excellent economical anti-corrosive and protective coating solution for Wide range application

ADMIXTURES

Sr. No.	Product Name	Product Descriptor
1	ApcoBuild Suplast RW	High range Water reducing Admixture for Concrete
2	Apcobuild Hydrotite IWC	Liquid Integral waterproofing compound for concrete & plaster
3	ApcoBuild Concure	Liquid membrane forming curing compound for concrete. Suitable for use on all concrete surface
4	ApcoBuild Concure (W)	White Liquid membrane forming curing compound for concrete. Suitable for use on all concrete surface

BONDING AGENT

Sr. No.	Product Name	Product Descriptor
1	ApcoBuild Anti Hack	Acrylic Polymer Latex that eliminates need for Hacking
2	ApcoBuild GypBind	Liquid Polymer for application of Gypsum Plaster on concrete without need for hacking
3	ApcoBuild Bondcrete	Eliminates need of hacking, thus save on effort and labour cost. Avoid damage to structure, suitable for interior & exterior application & economical in use

REPAIR PRODUCTS

Sr. No.	Product Name	Product Descriptor
1	ApcoBuild Repairo 45	Trowelable thixotropic repair mortar with fiber reinforced with high strength formulation for structural concrete repair. Suitable for placing in thickness of 12 mm to 50 mm vertically and overhead application.
2	ApcoBuild Micro Repairo	Free Flowing Polymer Mortar for RCC Repair
3	ApcoBuild Rust Kill	Rust Remover for Rebars & Steel
4	ApcoBuild Crackfiller	Specially Formulated Cement Based Polymer Modified Powder

GROUTS

Sr. No.	Product Name	Product Descriptor
1	ApcoBuild NSG 60	Free flow, High strength, non-shrink, cementitious grout with blend of Portland cement, graded filler and chemical additives which impart controlled expansion in the plastic state while minimizing water demand. The graded filler are designed to assist uniform mixing and produce a consistent free flowing grout.

TILE FIXING PRODUCT

Sr. No.	Product Name	Product Descriptor
1	ApcoBuild TileCem	Excellent Bonding Tile adhesive for fixing of Tiles
2	ApcoBuild Tileman	Polymer additive for Tile fixing
3	ApcoBuild TileCem FTA	Excellent bonding Tile adhesive for Floorings
4	ApcoBuild Floor Protekt	Easily peel able on drying. High performance Tear resistant Polymer for application on floor as a protection to wear & tear
5	ApcoBuild Block Master	Thin layer jointing mortar. The unique & advance chemical combination enables this mortar to be more compact, thinner & stronger

PRODUCTS

APPLICATIONS



ApcoBuild Terracoat



Transparent UV Resistant
on Roof China Mosaic Chip
waterproof coating



ApcoBuild Seal & Secure



Water proof coating for
roofs, wet areas, water tank
and swimming pool.



ApcoBuild BeautyGuard



High performance acrylic
Protective Waterproof
Elastomeric Decorative Coating.





PRODUCTS

APPLICATIONS



ApcoBuild Apcoguard



Basement waterproofing



ApcoBuild Suplast RW
ApcoBuild Hydrotite IWC



Liquid Integral
waterproofing compound
for concrete & plaster



ApcoBuild Hydrocrete plus
ApcoBuild Apcoguard X



Latex for repairs &
waterproofing

PRODUCTS

APPLICATIONS



ApcoBuild Anti Hack



Acrylic Polymer Latex that eliminates need for Hacking



ApcoBuild Micro Repairo



Free Flowing Polymer Mortar for RCC Repair



ApcoBuild TileCem



Excellent Bonding Tile adhesive for fixing of Tiles



MANAGEMENT DISCUSSION AND ANALYSIS REPORT

GLOBAL ECONOMIC OVERVIEW

While the global economy has rebounded quite well since the start of the Covid-19 pandemic, global economic prospects have worsened significantly since International Monetary Fund's last World Economic Outlook forecast in January 2022. The Covid-19 pandemic, the war in Ukraine and rising global inflation may severely set back the global recovery, slowing growth considerably.

The Covid-19 virus continues to disrupt supply chains especially out of China. New virus mutations and the accumulating human toll raise concerns, even as growing vaccine coverage lifts sentiment. Economic recoveries are diverging across countries and sectors, reflecting variation in pandemic-induced disruptions and the extent of policy support. The battle between the virus and vaccines, may partly influence the growth of the country, as it also hinges on how effectively economic policies deployed under high uncertainty can limit the lasting damage from this unprecedented pandemic.

Global growth is projected to slow from an estimated 6.1 percent in 2021 to 3.6 percent in 2022 and 2023. This is 0.8 and 0.2 percentage points lower for 2022 and 2023 than projected in January 2022, World Economic Outlook.

Crude oil prices also witnessed an upswing during the year on the back of increased demand from recovering economies, supply restrictions by the Organization of the Petroleum Exporting Countries and its allies (OPEC+) and the Ukraine–Russia war.

The inflation forecast is subject to high uncertainty, principally related to the war and the pandemic. Inflation is expected to remain elevated for longer, driven by war-induced commodity price increases and broadening price pressures. For 2022, inflation is projected at 5.7 percent in advanced economies and 8.7 percent in emerging markets.

INDIAN ECONOMIC OVERVIEW

Even though the second wave of the pandemic in April - May 2021 was more severe from a health perspective, the economic impact was muted compared to the national lockdown of the previous year 2020-21. Going forward in financial year 2022-23, global issues of supply chain disruptions, the Ukraine-Russia war and high inflation, remain the main concerns for India as well.

Economic Survey predicted a GDP growth of 8.0-8.5% for the financial Year 2022-23.

EMULSION POLYMER (SYNTHETIC LATEX AND SYNTHETIC RUBBER) INDUSTRY

The global synthetic latex polymers market is somewhat fragmented with the presence of regional and global players. The market has witnessed some consolidation as well as a move towards customization of products to cater to the changing customer requirements. Globally, paper, carpet, gloves, paints and construction industries drive the growth for synthetic latex. In India, the major driver for development of the synthetic latex polymers industry is the high growth of end-use industries like paper & paperboard, paints & coatings, adhesives, water proofing/construction, etc. Another impetus comes from the fact

that there are no major substitutes to replace synthetic latex polymers in their functional aspects across various application segments.

Nitrile latex for gloves is a new emulsion polymer that your company has developed through internal R&D. It was successfully scaled up in FY 2020-21 and is currently only manufactured by your Company in India. The Covid-19 pandemic has accelerated the growth of the gloves industry globally and thus the requirement of Nitrile Latex during the financial year. It is likely to grow at a fast pace for the next few years.

Asia Pacific leads production of the global synthetic rubber industry with the automobile sector leading the growth. With the rise in population, large manufacturing base of the automobile industry and the availability of competitive labour, India offers great opportunities for synthetic rubber product manufacturers. With increasing R&D investments backed by strong infrastructure, the country is poised to become a leader in rubber products manufacturing in the years ahead. Your company manufactures specialty synthetic rubbers i.e. Nitrile Butadiene Rubber and High Styrene Rubber.

In India, around 70% of Nitrile Butadiene Rubber (NBR) is imported, which creates good potential for Indian manufacturers of Nitrile Rubber. Notwithstanding the recent slowdown due to Covid-19 and other reasons, the long-term growth of this segment can be attributed to the growing demand for NBR across automotive, industrial and agricultural applications.

CURRENT SCENARIO

Your Company is one of the leading producers of emulsion polymer products in India, namely Synthetic Latexes (various grades of Carboxylated Styrene Butadiene Latex, Styrene Acrylic Latex, Vinyl Pyridine Latex and Nitrile Latex) and Synthetic Rubber (Nitrile Butadiene Rubber, Nitrile Polyblends, NBR Powder and High Styrene Rubber). The Company has one of the broadest ranges of emulsion polymer products in India and caters to a wide range of industries. Your Company's Synthetic Latex products are used for tyre cord dipping, paper and paperboard coating, carpet backing, concrete modification/ water proofing, non-wovens, textile finishing, paints, gloves and a few other specialty applications. Various grades of Synthetic Rubber find application in products such as footwear, automotive components, rice rolls, moulded items, v-belts, conveyor belts, hoses, etc.

The Company's major raw materials are petrochemical products, and its business could be vulnerable to high volatility in the prices of crude oil as well as its downstream products.

Over the years, a number of steps have been taken by the management to improve the operational efficiency of the Company in different functions like marketing, human resource development, production process, utilities etc.

OPERATIONS DURING THE FINANCIAL YEAR 2021-22

The Company has achieved total revenue of Rs. 964.78 Cr. during the financial year 2021-22, compared to Rs. 545.82 Cr. in the preceding financial year. The Company exported its products worth Rs. 202.78 Cr. during the financial year,

approximately 21% of the total revenue. The Company had registered a Value and Volume sales growth of about 77% and 35% respectively over the previous financial year, despite of Covid-19 related lockdown in the country or across the globe.

Profit before tax is up by 130% to Rs. 130.36 Cr. as compared to Rs. 56.74 Cr. during the previous financial year, mainly on account of increase in volume sales, introduction of new products, optimization of product and customer mix, adding new geographics, commissioning of capacity de-bottlenecking and cost saving projects.

During financial year 2021-22, Operating EBITDA went up by 100% to Rs. 139.82 Cr. from Rs. 69.87 Cr. during the previous financial year.

Profit after tax is up by 124% to Rs. 98.80 Cr., as compared to Rs. 44.16 Cr. during the previous financial year.

The Balance Sheet of the Company is quite healthy with debt of Rs. 29.66 Cr., reasonable working capital cycle and cash/liquid investments valued at Rs. 98.67 Cr. based on NAV as on 31st March 2022.

Your Company's plant at Taloja is recipient of Total Productive Maintenance (TPM) Excellence in Consistent TPM Commitment Award - Category A by the Japan Institute of Plant Maintenance (JIPM). Recently your Company's plant at Valia is also accredited with TPM Excellence Award – Category A by JIPM. TPM has helped the company significantly in improving efficiencies in the plant and in operations and rationalizing costs. Both plants have successfully completed certification/re-certification of the integrated ISO 9001:2015, ISO 14001:2015 and ISO 45001:2018. In financial year 2021-22, your company was recertified by the Indian Chemical Council (ICC) to use the Responsible Care logo for 3 more years.

Your Directors consider Company's performance as satisfactory.

OUTLOOK

The Company expects financial year 2022-23 to be a challenging year due to a few reasons. The new variants of the corona virus which may cause a slowdown in some sectors and disrupt global supply chains especially from China. Rising inflation and increase in the crude prices can dampen the sentiments and recovery of economy. However, your company is optimistic about its prospects with all the steps taken over the last 2 years. Business across most of its product groups has been very strong through the year and this is expected to continue at least in the first half of the new financial year. Sales from the new product range of Nitrile Latex for the Gloves industry has picked-up swiftly during the financial year. The Company plans to make this product range one of the future growth drivers. The Company is building new latex capacities at Taloja and Valia which are scheduled to be commissioned during the financial year. The Company will continue to look for opportunities in new adjacent products as well as opportunities for inorganic growth.

There is a continuous thrust from the management to develop a strong R&D and technical service team to develop new products, explore new applications and understand better the changing customer needs.

With the Company's continuous endeavour to introduce new products and improve efficiencies and performance, your Directors view the prospects for the financial year 2022-23 with cautious optimism.

RISKS AND CONCERNS

The Company has laid down a well-defined Risk Management Framework covering the risk, risk exposure, potential impact and risk mitigation process. Plant Risks are identified by all process owners which is discussed with the HOD and then taken to the Plant Risk Committee for their Consideration. After evaluation of the Risk by the Plant Risk Committee, same is placed before the Apex Risk Committee and thereafter before Risk Management Committee of Board. Major risks identified by the plants, functions and senior management are systematically addressed through a quantified risk assessment process and mitigating actions are discussed and reviewed periodically. These are also discussed at the meetings of the Risk Management Apex Committee, Audit Committee, Risk Management Committee of Directors and the Board of Directors of the Company.

The Company's Apex Risk Management Committee, Plant Risk Committees, and Risk Management Committee of the Board, periodically review the risks in the organization, identify new risk areas, develop action plans, monitors and reports the compliance, and effectiveness of the policy as well as procedure to the Audit Committee and the Board.

The Audit Committee and the Board review the risks and suggest steps to be taken to control and mitigate the same through a properly defined framework.

The Company's Board of Directors perceives the following risks as current high risks areas:

1. INTERNATIONAL SUPPLY CHAIN:

Due to Covid-19 and the war between Ukraine – Russia, many of the containers and the shipping liners were stuck in few countries, which affected the availability of containers and resulted into increase in the container / freight costs during the financial year under review.

To mitigate this risk, the management is working with various shipping liners and clearing and forwarding agents for various geographies. We have also taken a conscious decision to increase inventory days for imported materials. Also, alternate sources of materials are being identified from different geographies including developing local sources.

2. PROCUREMENT RISKS:

Major risks arise from a few key raw materials like Styrene, Acrylonitrile and Butadiene, amongst others, that are used in several of our products. Butadiene is used in all products. Butadiene is currently available from limited manufacturers in the country. If there is an issue with the supply of Butadiene may be on account of an unplanned shut-down taken by a supplier, the production of most products would be affected adversely.

To mitigate this risk, we have business relationships with multiple suppliers and keep an adequate inventory and pipeline of Butadiene. We are exploring to a tie-up with alternate supplier for some portion of our requirements.

3. ENERGY:

Non-availability / shortage of coal, gas and power may result into increase in the manufacturing cost adversely affecting the margins.

To mitigate this risk, we have developed multiple coal suppliers, and have entered into long term contracts with

the suppliers. We are also working on installing renewable energy sources and exploring a direct feeder line for the Valia plant to avoid power interruptions.

4. INVESTMENT RISK:

Your Company had investment of Rs. 98.67 Cr., based on Net Assets Value (NAV) as on 31st March 2022. Out of this investment, about 41.16% is invested in Equity Mutual Fund and rest in Debt, Direct Equity and Liquid Fund. The volatility in the market may adversely affect the Company due to Mark to Market losses.

To overcome this risk, the management reviews the investments on regular basis and verify the returns and present the same before the Board for their consideration every quarter. The portfolio is managed with the advice of professional financial managers.

5. ENVIRONMENT, HEALTH AND SAFETY (EHS):

The Company is committed to protecting the environment, and ensuring the health and safety of its employees, customers, neighbors and public. Some of our major raw materials are hazardous and flammable and some safety risks are inherent in the manufacturing processes.

The Company has ensured that required process controls, safety equipments and infrastructure are in place as per statutes and global safety standards. Your Company is also certified for ISO 14001:2015, ISO 45001:2018 and Responsible Care, which address Environmental, Health and Safety systems and processes. In addition, other safety measures like safety committee's constant supervision, identification and correction of unsafe acts, periodical drills, risk awareness programs and appropriate treatment of effluents generated, are regularly taken with constant attention from senior levels of management. Safety Audits are conducted through independent agencies to identify the gap, if any, and corrective actions are taken immediately.

The Company is reducing its liquid effluents from both the plants and working towards exploring Zero Liquid Discharge (ZLD) technologies.

INTERNAL CONTROL SYSTEMS AND THEIR ADEQUACY

Internal checks and controls covering operations of the Company are in place and are constantly being improved upon. Adequate system exists to safeguard company's assets through insurance on reinstatement basis and maintenance of proper records. The company has well defined procedures to execute financial transactions.

Internal audit is being conducted by an independent firm of Chartered Accountants. The internal auditor monitors and evaluates the efficiency and adequacy of internal control systems in the organisation, its compliance and its

effectiveness with operating systems, accounting procedures and policies of the Company. Based on the observations of the internal auditor, the process owners undertake the corrective actions and improvements in their respective areas. Significant audit observations and corrective actions thereupon are presented to the Audit Committee.

The Partners of both, Statutory Auditor and Internal Auditor attend all the Audit Committee meetings.

DEVELOPMENT OF HUMAN RESOURCE / INDUSTRIAL RELATIONS

Your Company believes that its employees are its core strength and accordingly development of people and providing a best-in-class work environment is a key priority for the organization to drive business objectives and goals. Robust HR processes and policies along with Digital HR tools are in place, which enables building a stronger performance culture and at the same time developing current and future leaders.

SIGNIFICANT CHANGE IN OF KEY FINANCIAL RATIOS

There is significant change in the following key financial ratios during the financial year, as compared to that of previous financial year.

During the financial year under review, Company had availed a fresh term loan to part finance the capacity enhancement projects and other capital projects at Talaja and Valia, resulting into higher debt equity ratio. The Net Profit improved significantly on account of increase in volume sales, introduction of new products, optimization of product and customer mix and commissioning of cost saving projects, which has resulted in improved Interest Service Coverage Ratio and Net Profit Margin ratio.

CHANGE IN RETURN ON NET WORTH

The return on net-worth for the financial year 2021-22 is 24.9% as compared to 14.46% for the preceding financial year, this is on account of improvement in the profit margins.

CAUTIONARY STATEMENT

Statement in this Management Discussion and Analysis describing the Company's objectives, projections, estimates, expectations or predictions may be "forward-looking statements" within the meaning of applicable securities laws and regulations. Actual results could differ materially from those expressed or implied. Important factors that could make a difference to the company's operations include raw material availability and prices, cyclical demand, movements in company's principal markets, changes in Government regulations, tax regimes, economic developments within and outside India and other incidental factors.

DIRECTORS' REPORT

TO THE MEMBERS

Your Directors have pleasure in presenting to you the Thirty Sixth (36th) Annual Report of the Company and the Audited Financial Statements for the year ended 31st March 2022.

A. COMPANY PERFORMANCE

FINANCIAL HIGHLIGHTS

Rs. in lacs

Particulars	31 st March 2022	31 st March 2021	Growth %
Income from operations			
(a) Revenue from operations	95,689.09	54,063.59	
(b) Other income	789.08	518.63	
Total income from operations	96,478.17	54,582.22	77%
Gross Profit Before Depreciation, Finance cost & Tax	14,770.94	7,505.88	
(a) Finance costs	325.47	381.08	
(b) Depreciation & amortization expense	1,409.47	1,451.19	
Profit before tax	13,036.00	5,673.61	130%
Tax expenses	3,155.39	1,257.73	
Profit after Tax	9,880.61	4,415.88	124%
Other Comprehensive Income for the year	1,269.20	1,774.80	
Total Comprehensive Income for the year	11,149.81	6,190.68	
Earnings per Share (EPS)			
(a) Basic	19.06	8.52	124%
(b) Diluted	19.06	8.52	124%

COVID-19 IMPACT

During the year 2021-22, the Coronavirus Disease (Covid-19) pandemic continued throwing challenges to all economic and social activities. The Company ensured its employees (Permanent and Contract) were provided vaccinations, the plants/offices were regularly sanitized, and all necessary arrangements were made for maintaining social distancing while commuting and at the workplace. The Company started a hybrid policy which allowed team members to partly work from home during the year at its registered office, corporate office and other offices. Health and safety of our employees is of utmost importance, hence all required precautionary measures were taken at the workplace.

Despite of the surge in Covid-19 cases during the second and third wave the company continued with the positive momentum with healthy increases in sales and profits.

INTERIM DIVIDEND

Pursuant to the approval of the Board of Directors on 27th January 2022, the Company paid an interim dividend @ of Rs. 2.00/- (previous year - Rs. 1.50/-) per equity share of the

face value of Rs.2.00/- each to the Shareholders who were on the register of members as on 11th February 2022, being the record date fixed for this purpose.

Interim Dividend absorbed a sum of Rs. 1,036.90 lacs out of the net profits after tax for the financial year 2021-22.

FINAL DIVIDEND

Based on Company's performance, your directors are pleased to recommend for approval of members, a final dividend @ of Rs. 3.00/- (previous year - Rs. 2.00/-) per equity share of the face value of Rs. 2.00/- each for the financial year 2021-22. Dividend, if approved, will absorb a sum of Rs. 1,555.35 lacs out of net profit after tax and will be paid to those Shareholders whose name appear on the Register of Members on 7th day June 2022.

The total dividend is Rs. 5.00 (250%) [Previous Year – Rs. 3.50 (175%)] for the financial year 2021-22, including the Interim dividend @ Rs. 2.00/- per Equity Share (100%) and Proposed Final Dividend @ Rs. 3.00/- per share (150%) per equity share of the face value of Rs. 2.00/- each. Total dividend payout for the financial year 2021-22 amounts to Rs. 2,592.25 lacs. (Previous Year - Rs.1,814.61 lacs).

TRANSFER TO RESERVE

There is no amount proposed to be transferred to Reserves out of profit of the financial year 2021-22.

B. RENEWABLE ENERGY

An income of Rs 108.68 lacs has been generated from renewable energy through wind turbine generator installed at Sadawaghapur, Taluka – Patan, District Satara and solar project at Taloja Plant during the financial year 2021-22 (Previous year – Rs. 112 lacs) which was netted off against the power cost.

C. DISCLOSURES UNDER COMPANIES ACT, 2013

I. ENERGY, TECHNOLOGY & FOREIGN EXCHANGE

Information sought under the provisions of Section 134 (3) (m) of the Companies Act, 2013, read with Rule 8 of the Companies (Accounts) Rules, 2014 regarding conservation of energy, technology absorption and foreign exchange earnings and outgo are given in the **Annexure I**, forming part of this report.

II. ANNUAL RETURN

The Annual Return has been placed on the website of the Company and can be accessed at <https://www.apcotex.com/financial.asp?fn=annualreturn>

III. CHANGES IN THE SHARE CAPITAL

There is no change in the share capital of the Company during the financial year under review. The paid-up Equity Share Capital as on 31st March 2022 was Rs. 1,036.90 lacs, comprising of 5,18,44,960 equity shares of face value of Rs. 2.00/- each.

IV. FINANCIAL LIQUIDITY

The Company has Investments of Rs. 9,866.75 lacs (previous year Rs.8,602.09 lacs) as at 31st March 2022.

The working capital management of the company is robust and involves a well-organized process which facilitates continuous monitoring and control over receivables, inventories and other parameters affecting cash flow and liquidity.

V. NUMBER OF BOARD MEETINGS

The Board meets at regular intervals to discuss and decide on business policies and strategy apart from regular Board business. During the financial year under review, the Board of Directors met 6 times. The intervening gap between the meetings was within the period prescribed under the Companies Act, 2013.

The details of the Board Meetings and the attendance of Directors are provided in the Corporate Governance Report.

VI. COMPOSITION OF AUDIT COMMITTEE

The Audit Committee comprises of Mr. Kamlesh Vikamsey who is the Chairman of the Committee, Mrs. Priyamvada Bhumkar and Mr. Udayan Choksi, are the Non-Executive Independent Directors. More details on the committee are given in the Corporate Governance Report.

All the recommendations of the audit committee are accepted by the Board.

VII. BOARD INDEPENDENCE

The definition of Independence of Directors is derived from Regulation 16 of SEBI (LODR) Regulations, 2015 and Section 149(6) of the Companies Act, 2013. Based on the confirmation/disclosures received from the Independent Directors and on evaluation of the relationships disclosed, the following Non-Executive Directors are Independent in terms of Regulation 16 of SEBI (LODR) Regulations, 2015 and Section 149(6) of the Companies Act, 2013;

1. Dr. S. Sivaram
2. Mr. Shailesh Vaidya
3. Mr. Kamlesh Vikamsey
4. Mrs. Priyamvada Bhumkar
5. Mr. Udayan Choksi

In compliance with Schedule IV of the Companies Act, 2013 and Rules thereunder, the Independent Directors met on 29th March 2022 to discuss issues as prescribed under the schedule IV of the Companies Act, 2013 and also discussed various other issues.

VIII. ANNUAL EVALUATION BY THE BOARD

In compliance with the Companies Act, 2013 and Regulation 19 read with Schedule II of SEBI (LODR), Regulations, 2015, the Board has carried out the annual performance evaluation of its own performance, the Directors individually as well as the evaluation of Committees. A structured questionnaire was prepared covering various aspects of the Board's functioning such as adequacy of composition of Board and Committees, Board communication, timeliness and unbiased information of right length and quality of information, Board culture, execution and performance of specific duties, obligations and governance.

A separate exercise was carried out to evaluate the performance of individual directors including the Chairman of the Board, who were evaluated on parameters such as attendance and participation in the discussion and deliberation at the meeting, understanding role and responsibilities as board member, demonstration of knowledge, skill and experience that make him/her a valuable resource for the board.

The performance evaluation of the Independent Directors was carried out by the entire Board. The performance evaluation of the Chairman and the Non-Executive Directors was carried out by the Independent Directors, who also reviewed the performance of the Secretarial Department. The Directors expressed their satisfaction with the evaluation process.

IX. NOMINATION AND REMUNERATION POLICY

The Nomination and Remuneration Policy of the Company is hosted on the website of the company at the following web link:

<https://www.apcotex.com/policy/Nomination%20and%20Remuneration%20Policy%202019.pdf>

Disclosure pertaining to remuneration and other details as required under section 197 (12) of the act read with Rule 5(1) of the Companies (Appointment and Remuneration of Managerial Personnel) Rules, 2014 is enclosed as **Annexure II** to this Report.

X. COMMENTS ON AUDITORS REPORT

There are no qualifications, reservations or adverse remarks or disclaimers made by M/s. SGDG & Associates LLP, Chartered Accountant, Statutory Auditor, in their report and by M/s. D. S. Momaya & Co., Company Secretaries, in their Secretarial Audit report.

The Statutory Auditor has not reported any incident of fraud to the Audit Committee of the Company during the year under review.

XI. RELATED PARTY TRANSACTIONS

All the related party transactions are entered on arm's length basis and are in compliance with the applicable provisions of the Companies Act, 2013 and the SEBI (LODR) Regulations, 2015. There are no materially significant related party transactions entered into by the Company with Promoters, Directors or KMP etc., which may have potential conflict with the interest of the company at large.

All new related party transactions are first approved by the Audit Committee and thereafter placed before the Board for their consideration and approval. A statement of all related party transactions is presented before the Audit Committee meeting on quarterly basis, specifying the nature, value and terms and conditions of the transactions.

The particulars of Contracts or arrangements with related parties referred to in Section 188(1), read with Rule 15 of The Companies (Meetings of Board and its Powers) Rules, 2014 is appended to this report in prescribed Form AOC 2 as **Annexure III**.

The Related Party Transaction Policy is uploaded on the company's website at the following web link http://www.apcotex.com/policy/Related_Party_Transaction_Policy.pdf

XII. MATERIAL CHANGES AND COMMITMENTS AFFECTING THE FINANCIAL POSITION OF THE COMPANY

There have been no material changes and commitments, if any, affecting the financial position of the Company which have occurred between the end of the financial year of the Company to which the financial statements relate and the date of the report.

XIII. VIGIL MECHANISM

The Company has established a vigil mechanism for Directors and Employees to report their genuine concerns in compliance with provision of section 177 (10) of the Companies Act 2013 and Regulation 22 of SEBI (LODR) 2015.

The Audit Committee of the Board oversees the functioning of this policy. Protected disclosures can be made by a whistle blower through several channels to report actual or suspected frauds and violation of Company's Code of Conduct and/or Ethics Policy.

The details of the policy have been disclosed on the Company's website at https://apcotex.com/policy/Whistle_Blower_Policy.pdf

XIV. CORPORATE GOVERNANCE

The Company has always strived to adopt appropriate standards for good Corporate Governance.

Detailed report on the Corporate Governance and Management Discussion Analysis, forms part of this report. A certificate from M/s. D. S. Momaya & Co., Company Secretaries, regarding compliance of conditions of Corporate Governance as stipulated under Regulation 34 read with Schedule V of SEBI (LODR) Regulations, 2015 is annexed to the said Report.

XV. RISK MANAGEMENT POLICY

Pursuant to regulation 21 of SEBI (LODR) Regulations, 2015, the Risk Management Committee was constituted in the meeting of Board of Directors held on 9th July 2021 comprising of Dr. S. Sivaram – Independent Director, Shri Abhiraj Choksey – Managing Director and Shri Ravishankar Sharma – Executive Director.

The Risk Management Policy was approved and adopted by the Board on 28th October 2021. This policy articulates the Company's approach to address uncertainties in its endeavour to achieve its stated explicit and implicit objectives. It prescribes the roles and responsibilities of various stakeholders within the Company, the structure for managing risks and the framework for risk management. The risk identification, assessment and mitigation process actively involves people at all levels in the management.

All risk identification, assessment and mitigation exercise are carried out before the annual planning exercise and the specific risk mitigation tasks along with resources are made part of the annual budgets and functional objectives for the coming year(s). These are reviewed periodically by the respective functions and necessary course corrections are made if necessary.

The details of the policy have been disclosed on the Company's website at: https://apcotex.com/policy/Risk_Management_Policy.pdf

D. CORPORATE SOCIAL RESPONSIBILITY

The Company has constituted a Corporate Social Responsibility (CSR) Committee in compliance with Section 135 of the Companies Act, 2013. On the recommendation of the CSR committee, the Board has approved the CSR policy of the Company which is published on the Company's website at https://apcotex.com/policy/CSR_policy.pdf. The company has amended its CSR Policy in accordance with the amendments to the Companies (Corporate Social Responsibility Policy) Amendment Rules, 2021.

CSR activities of the Company are carried directly and through Non-Government Organizations (NGOs), who have track record of minimum of 3 years in carrying out the activities, and other criterias as prescribed under Section 135 of the Companies Act, 2013 read with Schedule VII and Companies (Corporate Social Responsibility Policy) Rules, as amended from time to time.

The Company has undertaken projects in the areas of Healthcare, Education, and Disaster Management around the area surrounding the factories/corporate office, brief details of which are as under:

The Company was required to spend Rs. 92.34 lacs, being 2% of average net profit of previous three financial years, against which Company had spent Rs. 93.08 lacs during the financial year 2021-22, the details of amount spent are as under;

Healthcare and Disaster Management	70.00 lacs
Education	23.08 lacs

To improve the condition of under-privileged citizens, the Company has carried out the various CSR activities directly and some through NGOs:

Healthcare and Disaster Management:

EdelGive Foundation

The Company is working with EdelGive Foundation, Mumbai, who assisted the company in the selection of NGOs and to recommend, implement and oversee the CSR activities. One of the strategic projects that Edelgive and the Company are working on is with an NGO called Utthan who is carrying out strategic, long-term CSR activities around our Valia Plant, Dist. Bharuch, Gujarat.

During Financial Year 2019-20, Utthan had undertaken a detailed survey of the villages surrounding the Valia plant and made a strategic plan to utilize the CSR funds for Water and Sanitation activities which included building water sources, toilets and several training and health & hygiene awareness sessions.

During the Financial Year 2020-21, Utthan had adopted humanitarian response and support towards communities amid a nationwide lockdown in response to the Covid-19 crisis. Food and rations were ensured to more than 600 families. In the absence of any vaccine and effective treatment at that time, team Utthan organised eight (08) Covid-19 awareness events covering 512 community members. To meet the requirement of daily living items and goods, agri-kits, kitchen garden kits were distributed to farmers and needy households, as these families were unable to procure seeds for sowing, due to their economic conditions which was adversely affected on account of Covid-19 lockdown.

To address the hygiene issue, the Company has supported for construction of 235 new toilets, 209 soak pits and 366 washing platforms till the financial year 2021-22 in Village Dungri and Naldhari. The Company has developed 2 drinking water sources which got tested from government recognized test centre and found the water to be potable. Community mobilisation activities for Social and Behavioral Communication Change were organised which included 12 hamlet meetings, 3 community awareness programs, 6 school-based programs involving 350 children, 2 adolescents' health trainings, and multiple small group meetings.



Earlier Toilet used as storeroom



Toilet before Renovation



Toilets After Renovation



Construction of New Toilets



Newly Constructed Toilets



Newly Constructed Toilets with Facilities for Elderly



Before Construction of Soakpit



After Construction of Soakpit



Before Construction of Washing Platform



After Construction of Washing Platform

Utthan continued with its humanitarian response and support towards communities during the year 2021-22 in response to the Covid-19 crisis. It distributed 115 Kharif kits, 375 kitchen garden kits, food ration kits to 100 families, 22,200 masks and 6000 soaps distributed to 1987 families, 90 safety kits to frontline workers and 10 safety kits to schools. Awareness programme on Covid-19, precautions to be taken & benefits of vaccination, was carried out in 10 villages of Valia block. Due to their efforts 80% of eligible community members were vaccinated by December 2021.



Distribution of Soaps and Masks



Distribution of Food Kits



Kitchen Garden Kits



Safety Kits



Awareness Programs for Adults



Awareness Programs for Children

The Society for the Rehabilitation of Crippled Children

The Company has supported for setup of in-house RT-PCR Laboratory at the Society for the Rehabilitation of Crippled Childrens (SRCC) Hospital. RT-PCR is one of the widely used laboratory methods for detecting the Covid-19 virus. An in-house RT-PCR lab would help in early diagnosis/ reporting of the Covid-19 virus rather than one whole day taken by outside lab. This would ensure timely admission to Hospital and treatment of the young patients.

In addition to carrying out the RT-PCR test for Covid-19, the instruments can also be used for conducting the CMV Adenovirus, EBV (qualitative & quantitative) tests.



Mann Deshi Foundation

Through Mann Deshi Foundation the Company arranged for the vaccination of about 4500 people from the economically weaker section of the society and also supported the health centres with supply of oxygen concentrators, oxygen cylinders, masks and sanitizers around Mann taluka, Dist. Satara, Maharashtra.



St Jude India Childcare Centre through West Wind Association


The Company has provided financial assistance to St. Jude India Childcare Centres through West Wind Association which provide a safe and clean environment for children to recuperate during their cancer treatment by providing free housing, nutritional support and other services.



Education:

Deepak Foundation

Your company is working with Deepak Foundation for Skill Development of Youth & Self-Help Group women in Facility Management & Services around Taloja Plant area. Necessary training will be imparted to 75 youths including the on job / practical training apart from the classroom training sessions. This will help the youths to set up their own small business of catering services or housing keep else the Deepak Foundation will also help them to get the employment in nearby malls, offices, business parks, restaurants, etc.



House Keeping Facility

Bombay International School Association (BISA)

The Company's contribution partly covers the tuitions and expenses for underprivileged children i.e. 4 per academic year under the school's inclusion program.

Maniben Nanavati Women's College

The Company has provided financial support to meet the 50% education fees of 75 female students, who were in need of financial assistance, for graduation/post-graduation courses for the academic year 2021-22.



Jaymataji Education Trust

The Company is providing Education & Mess Fees for 65 Students at Jaymataji Education Trust.

Sardar Nagar Prathamik Shala

The company has provided school uniforms to school Children of Sardar Nagar Prathamik Shala.



Catering Facility

The details as required under Section 135 of the Companies Act, 2013 are provided in CSR Report which is annexed herewith as **Annexure IV**. For the year 2021-22, the Chief Financial Officer of the Company has certified that the funds of CSR have been utilized for the purposes and in the manner as approved by the Board of Directors of the Company.

E. FAMILIARISATION PROGRAMME FOR INDEPENDENT DIRECTORS

The company conducts the Familiarization program when new Director(s) is/are appointed during the year. The Program aims to provide insights into the Company to enable the Independent Directors to understand its business in depth, to familiarize them with the process, business, and functionalities of the Company and to assist them in performing their role as Independent Directors of the Company. The Company's Policy of conducting the Familiarization Program has been disclosed on the website of the Company at

<https://www.apcotex.com/policy/Familiarisation%20Programme%20for%20Independent%20Directors%202021-22.pdf>

F. CODE OF CONDUCT FOR PREVENTION OF INSIDER TRADING

The Insider trading policy of the Company lays down guidelines and procedures to be followed, and disclosures to be made while dealing with the shares of the Company. The policy has been formulated to regulate, monitor, and ensure reporting of deals by designated person/employees and maintain the highest ethical standards of dealing in Company securities.

G. INTERNAL FINANCIAL CONTROLS

The Company has adopted policies and procedures for ensuring the orderly and efficient conduct of its business, including adherence to the Company's policies, the safeguarding of its assets, the prevention and detection of frauds and errors, the accuracy and completeness of the accounting records and the timely preparation of reliable financial disclosures. These are reviewed periodically and made part of work instructions or process in the company.

The Company periodically conducts physical verification of inventory, fixed assets and cash on hand and matches them with the books of account. Explanations are sought for any variance noticed from the respective functional heads.

H. DIRECTORS RESPONSIBILITY STATEMENT

The Directors confirm:

- I. That in the preparation of the annual accounts, the applicable accounting standards had been followed along with proper explanation relating to material departures;
- II. That they have selected such accounting policies and applied them consistently and made judgments and estimates that are reasonable and prudent so as to give a true and fair view of the state of affairs of the company at the end of the financial year and of the profit and loss of the company for that period;
- III. That they have taken proper and sufficient care for the maintenance of adequate accounting records in accordance with the provisions of the Act for safeguarding the assets of the company and for preventing and detecting fraud and other irregularities;
- IV. That they have prepared the annual accounts on a going concern basis;
- V. That they, have laid down internal financial controls to be followed by the company and that such internal financial controls are adequate and were operating effectively; and
- VI. That they have devised proper system to ensure compliance with the provisions of all applicable laws and that such systems were adequate and operating effectively.

I. DISCLOSURE IN TERMS OF THE SEXUAL HARASSMENT OF WOMEN AT WORKPLACE (PREVENTION, PROHIBITION AND REDRESSAL) ACT, 2013

All women who are associated with the Company either as permanent employees or temporary employees or contractual persons including service providers at the Company sites are covered under the above policy.

The company has constituted Internal Complaints Committee to ensure a harassment free working environment, to redress the complaints and to prevent sexual harassments, if any. No complaints relating to sexual harassment were received during the year.

J. FIXED DEPOSITS MATURED BUT NOT CLAIMED

Company has no Fixed Deposits at the end of the financial year. The Central Bureau of Investigation (CBI) has instructed the Company, not to repay the proceeds of four fixed deposits amounting to Rs.0.48 lacs and accrued interest of Rs. 0.22 lacs thereon. These deposits matured during the first week of December 2002 and continue to remain with the Company.

K. INSURANCE

All insurable assets of the Company including inventories, buildings, plant and machinery etc., as well as the liabilities under legislative enactments, are insured on reinstatement basis after due valuation of assets by an external agency. The Company also holds a Loss of Profit Policy for the financial year 2021-22.

L. ECOLOGY AND SAFETY

Company ensures safe, healthy and eco-friendly environment at its plant and surrounding area. Company continually works towards identification and reduction of risks and prevention of pollution at its plant and its surroundings.

Members of the Safety Committees of the Company's Taloja Plant and Valia Plant, have been regularly reviewing the safety measures and their implementation to ensure adequate safety in material handling and processing, control of pollution caused by liquid effluents, dust and emissions from chimney, etc. Samples are periodically drawn and the reports submitted to the Pollution Control Board indicating compliance with the standards.

Consent has been obtained from Maharashtra Pollution Control Board to operate the Plant at Taloja till 30th March 2031 and from Gujarat Pollution Control Board to operate the Plant at Valia, Ankleshwar till 9th November 2024.

Company is working with renowned consultant for implementation of Environment, Social and Governance (ESG) in the organisation which is likely to be completed by end of June 2022. This will help the company to optimize the use of the natural resources and set the target for saving these resources in the subsequent years. A detailed report on the same will be published in the next year's Annual Report.

M. PERSONNEL

The information required under Section 197 of the Companies Act, 2013 and read with Rule 5 of The Companies (Appointment and Remuneration of Managerial Personnel) Rules, 2014, are given in **Annexure II**.

The information required pursuant to Section 197 of the Companies Act, 2013 read with Rule 5(2) & (3) of The Companies (Appointment and Remuneration of Managerial Personnel) Rules, 2014, in respect of employees of your company is available for inspection by the members. Please refer note no. 18 of the Notice of AGM for inspection of the same.

N. DIRECTORS & KEY MANAGERIAL PERSONNEL

Appointment:

Mr. Abhiraj Choksey was appointed as Managing Director of the Company by Board of Directors at their meeting held on 28th March 2019 for a term of 3 years effective from 1st May 2019 and the shareholders approved the appointment of Mr. Abhiraj Choksey on 6th June 2019. The term of Mr. Abhiraj Choksey will end on 30th April 2022. The Board of Directors at their meeting held on 29th March 2022 decided to re-appoint Mr. Abhiraj Choksey as Managing Director of the Company, for a further period of 3 years, effective from 1st May 2022 on the recommendation of Nomination and Remuneration Committee.

Mr. Sachin Karwa has been appointed as the Chief Financial Officer of the company with effect from 9th July 2021 on the recommendation of Audit committee and Nomination & Remuneration committee.

Cessation:

Mr. Suraj Badale who was appointed as Chief Financial Officer of the company with effect from 1st April 2019 resigned from the post of Chief Financial Officer on 9th July 2021. He continues to be employee of the company as DGM- Accounts.

Retirement by Rotation:

In accordance with the provisions of Section 152(6) of the Companies Act, 2013 and Articles of Association of the Company, Mr. Amit Choksey (DIN 00001470) will retire by rotation at the ensuing AGM of the Company and being eligible, offers himself for re-appointment. The Board recommends his re-appointment.

Note that the background of the Director(s) proposed for appointment / re-appointment is given as annexure to the Notice, which forms part of this Annual Report.

O. AUDITORS

Statutory Auditor

M/s. SGD & Associates LLP, Chartered Accountants (Firm Registration No W100188) were appointed as Statutory Auditor of the Company for a period of five consecutive years at the 32nd AGM of the Company held on 27th July 2018 to hold office from the conclusion of the said Meeting till the conclusion of the 37th AGM to be held in the year 2023.

The requirement of seeking ratification of the members for continuance of their appointment has been withdrawn consequent upon the changes made by the Companies (Amendment) Act, 2017 with effect from 7th May 2018. Hence, the resolution seeking ratification of the members for their appointment is not being placed at the ensuing AGM.

The Statutory Auditor have given a confirmation to the effect that they are eligible to continue with their appointment and have not been disqualified in any manner

from continuing as Statutory Auditor. The remuneration payable to the Statutory Auditor shall be determined by the Board of Directors based on the recommendation of the Audit Committee.

Cost Auditor

M/s. V J Talati & Co., Cost Accountants have been appointed as Cost Auditor of the Company for the financial year 2022-23 under Section 148 of the Companies Act, 2013 read with the Companies (Cost Records and Audit) Amendment Rules, 2014. M/s. V J Talati & Co, have confirmed that they are free from any disqualifications as specified under the Companies Act, 2013.

The remuneration payable to the Cost Auditor is required to be placed before the Members in a general meeting for their ratification. Accordingly, resolution seeking Members' ratification for the remuneration payable to M/s. V J Talati & Co, Cost Auditor, is included at item No.6 of the Notice convening the AGM.

Secretarial Auditor

D. S. Momaya & Co., Company Secretaries, has been appointed to conduct the Secretarial Audit of the Company for the financial year 2021-22, pursuant to the provisions of Section 204 of the Companies Act, 2013 and the SEBI (LODR) Regulations, 2015 as amended. The Report of the Secretarial Auditor is appended to this Report as **Annexure V**.

P. Maintenance of Cost Records

The maintenance of cost records as specified under Section 148 of the Act, is applicable to the Company and accordingly all the cost records are made and maintained by the Company and audited by the cost auditors.

Q. CEO & CFO CERTIFICATION

Certificate from Managing Director and Chief Financial Officer, pursuant to the Regulation 17 of SEBI (LODR) Regulations, 2015, for the financial year 2021-22 under review was placed before the Board of Directors of the Company at its meeting held on 27th April 2022.

R. SECRETARIAL STANDARDS

The Company complies with all applicable Secretarial Standards issued by The Institute of Company Secretaries of India and approved by the Central Government under Section 118(10) of the Companies Act, 2013 for the financial year ended 31st March 2022.

S. BUSINESS RESPONSIBILITY REPORT

Detailed Business Responsibility Report under Regulation 34 read with Schedule V of SEBI (LODR) Regulations, 2015 forms a part of this report.

T. INVESTOR EDUCATION AND PROTECTION FUND (IEPF)

Pursuant to the applicable provisions of the Companies Act, 2013 read with the IEPF Authority (Accounting, Audit, Transfer and Refund) Rules, 2016 (the Rules), as amended from time to time, all unpaid or unclaimed dividends are required to be transferred by the Company to the IEPF established by the Government of India, after completion of seven years. Further, according to the Rules, the shares on which dividend had remained unpaid or unclaimed by the shareholders for seven consecutive years or more are also to be transferred to the demat account of the IEPF Authority. Accordingly, the Company has transferred the unclaimed dividend of Rs. 9,47,390/- for the year 2013-14 during July 2021. Considering 2013-14 as base year, the Company has transferred 24,182 Equity shares held by 304 number of shareholders, on which the dividend was unclaimed for 7 consecutive years, to demat account of IEPF's authority, in compliance with IEPF Rules during the financial year 2021-22.

The Company had communicated individually to 208 Shareholders holding 11,172 shares, taking a base year of 2014-15 during April 2022, whose shares are liable to be transferred to IEPF Authority during the financial year 2022-23.

The Company has uploaded full details of such shareholders and shares due for transfer to IEPF Authority on its website at www.apcotex.com. Shareholders are

requested to refer to the web-link <https://www.apcotex.com/financial.asp?fn=SU> to verify the details of unclaimed dividends and the shares liable to be transferred to IEPF Authority.

U. ACKNOWLEDGEMENT

Your Directors take this opportunity to express their deep sense of gratitude to State Bank of India, Citi Bank, HDFC Bank, various departments of State / Central Government and local authorities for their continued guidance and support.

We would also like to place on record our sincere appreciation for the commitment, dedication and hard work put in by every member of the Apcotex family. To all shareholders, we are deeply grateful for the confidence and faith that you have always reposed in us.


The accompanying **Annexure I to V** is an integral part of this Directors' Report.

FOR AND ON BEHALF OF THE BOARD

ATUL C. CHOKSEY
CHAIRMAN
DIN: 00002102

Date: 27th April 2022

Place: Mumbai



ANNEXURE I TO DIRECTORS' REPORT
CONSERVATION OF ENERGY, TECHNOLOGY ABSORPTION,
FOREIGN EXCHANGE EARNING AND OUTGO ETC:

Information on Conservation of Energy, Technology Absorption, Foreign Exchange Earnings and Outgo required to be disclosed under Section 134 of the Companies Act, 2013 read with Companies (Accounts) Rules, 2014 are provided hereunder:

(A) Conservation of Energy:	Energy conservation continues to receive priority attention at all levels. All efforts are made to conserve and optimize use of energy with continuous monitoring, improvement in batch cycle time and improved operations.	
(B) Technology absorption:	No new technology has been acquired during the year. Upgradation of present technology is a continuous process, implemented and adapted by the Company through innovation. Efforts are made to reduce batch cycle time and improve operational efficiency. No technology import has been made in the recent past.	
Expenditure incurred on R & D during the Financial Year are as follows:		
(Rs. in lacs)		
Particulars	2021-22	2020-21
Capital	27.08	11.73
Recurring	431.22	337.52
Total	458.30	349.25
Total R & D expenditure as a percentage of Total Revenue	0.48%	0.64%
(C) Foreign Exchange Earnings and Outgo	The Company is currently assessing export potential for its products in various markets. Details of foreign exchange earnings and outgo are given below:	

(Rs. in Lacs)

Particulars	31 st March 2022	31 st March 2021
Total Outflow	17,582.42	8,105.01
Total Inflow (CIF Value of Exports)	20,277.94	9,263.06

ANNEXURE II TO DIRECTORS' REPORT

A	Details pertaining to Remuneration as required under Section 197(12) of the Companies Act, 2013 read with Rule 5(1) of Companies (Appointment and Remuneration of Managerial Personnel) Rules, 2014				
Sr. No.	Disclosure Requirement	Disclosure details			
1	The percentage increase in remuneration of each Director, Company Secretary and Chief Financial Officer during the financial year 2021-22, ratio of the remuneration of each director to the median remuneration of the employees of the Company for the financial year 2021-22.	Directors / KMP	Title	Ratio	% increase in remuneration
		Atul Choksey	Non-Executive Chairman	14.50	2.10
		Abhiraj Choksey	Managing Director	23.74	16.08
		Amit Choksey	Non-Executive Director	0.27	100.00
		Dr. S. Sivaram	Non-Executive Director	1.36	30.43
		Shailesh Vaidya	Non-Executive Director	1.18	4.00
		Kamlesh Vikamsey	Non-Executive Director	1.36	11.11
		Priyamvada Bhumkar	Non-Executive Director	1.47	15.71
		Udayan Choksi	Non-Executive Director	1.35	2.76
		Ravishankar Sharma	Executive Director	12.66	14.30
		Anand Kumashi	Company Secretary	N.A.	-
		Suraj Badale*	Chief Financial Officer	N.A.	-
		Sachin Karwa*	Chief Financial Officer	N.A.	-
2	Percentage increase in the median remuneration of employees in the financial year	10.95%; considering employees who were in employment for the whole of Financial Year 2020-21 and Financial Year 2021-22.			
3	Number of permanent employees on the rolls of Company at the end of the year	483			
4	Average percentile increase already made in the salaries of employees other than the managerial personnel in the last financial year and its comparison with the percentile increase in the managerial remuneration and justification thereof and point out if there are any exceptional circumstances for increase in the managerial remuneration	For employees other than managerial personnel who were in employment for the whole of Financial Year 2020-21 and Financial Year 2021-22 the average increase is 15.32%. Average increase for managerial personnel is 15.45%.			
5	Affirmation that the remuneration is as per the remuneration policy of the Company.	The Company is in Compliance with its Remuneration policy.			

* Suraj Badale resigned as Chief Financial Officer of the company w.e.f 9th July 2021 and Sachin Karwa was appointed as Chief Financial Officer of the company w.e.f 9th July 2021.

B Details pertaining to remuneration as required under section 197(2) of the Companies Act 2013 read with Rule 5 (2) of the Companies (Appointment and Remuneration of Managerial Personnel) Rules, 2014

1	Name	Mr. Abhiraj Choksey
	Age	44 years
	Qualification	Bachelor of Science in Economics from Wharton Business School and Bachelor of Science in Engineering from the Engineering School, University of Pennsylvania in U.S.A
	Designation	Managing Director
	Date of Commencement of Employment	1 st May 2005
	Experience	22 years
	Remuneration	131.02 lacs
	Previous Employment	Apcosoft Pvt Ltd
	Designation	Managing Director
	Shares held	13.31% (Including HUF)
2	Name	Mr. Ravishankar Sharma
	Age	55 years
	Qualification	Bachelor of Chemical Engineering
	Designation	Executive Director
	Date of Commencement of Employment	1 st May 2020
	Experience	33 years
	Remuneration	69.88 lacs
	Previous Employment	SRF Ltd
	Designation	Sr. VP – Manufacturing
	Shares held	-

ANNEXURE III TO DIRECTORS' REPORT

Form No. AOC-2

(Pursuant to clause (h) of sub-section (3) of section 134 of the Act and Rule 8(2) of the Companies (Accounts) Rules, 2014)

Form for disclosure of particulars of contracts/arrangements entered into by the company with related parties referred to in sub-section (1) of section 188 of the Companies Act, 2013 including certain arm's length transactions under third proviso thereto

1	Details of contracts or arrangements or transactions not at arm's length basis:							
	A	B	C	D	E	F	G	H
Sr. no.	Name(s) of the related party and nature of relationship	Nature of contracts / arrangements / transactions	Duration of the contracts / arrangements / transactions	Salient terms of the contracts or arrangements or transactions including the value, if any	Justification for entering into such contracts or arrangements or transactions	date(s) of approval by the Board	Amount paid as advances, if any:	Date on which the special resolution was passed in general meeting as required under first proviso to section 188
Not Applicable								

2	Details of material contracts or arrangement or transactions at arm's length basis					
	A	B	C	D	E	F
Sr. No	Name(s) of the related party and nature of relationship	Nature of contracts / arrangements / transactions	Duration of the Contracts / arrangements / transactions	Salient terms of the contracts or arrangements or transactions including the value, if any:	Date(s) of approval by the Board, if any:	Amount paid as advances, if any
1	Apco Enterprises LLP Common Partner / Director(s).	Leasing of premises	5 years 01/10/2019 to 30/09/2024	Lease Rent @ Rs.55,000/- p.m + all direct expenses	23-10-19	7,02,000
2	Parul Choksey	Leasing of premises	on going	All direct expenses	25-05-09	N.A.
3	Choksey Chemicals Pvt Ltd Common Director(s).	Sale of Goods at prevailing market Price.	on going	Sale of Goods at prevailing market price.	31-10-13	N.A.

ANNEXURE IV TO DIRECTORS' REPORT
ANNUAL REPORT ON CORPORATE SOCIAL RESPONSIBILITY (CSR) ACTIVITIES

1	Brief outline on CSR Policy of the Company	The Company has framed the CSR Policy in compliance with the provisions of the Companies Act, 2013 read with the Companies (Social Responsibilities) Rules 2014 / 2021										
2	Composition of CSR Committee											
	Sr. No.	Name of Director	Designation / Nature of Directorship				Number of meetings of CSR Committee held during the year - 28th April 2021.			Number of meetings of CSR Committee attended during the year		
	1	Mr. Atul Choksey	Chairman				1			1		
	2	Mr. Shailesh Vaidya	Member (Independent Director)				1			1		
	3	Mr. Abhiraj Choksey	Member (Managing Director)				1			1		
3	Provide the web-link where Composition of CSR committee, CSR Policy and CSR projects approved by the board are disclosed on the website of the company.									www.apcotex.com		
4	Provide the details of Impact assessment of CSR projects carried out in pursuance of sub-rule (3) of rule 8 of the Companies (Corporate Social responsibility Policy) Rules, 2014, if applicable (attach the report).									Not Applicable		
5	Details of the amount available for set off in pursuance of sub-rule (3) of rule 7 of the Companies (Corporate Social responsibility Policy) Rules, 2014 and amount required for set off for the financial year, if any											
	Sr. No.	Financial Year	Amount available for set-off from preceding financial years (in Rs)				Amount required to be setoff for the financial year, if any (in Rs)					
	-	-	Nil				Nil					
6	Average net profit of the company as per section 135(5)										4,617.21 lacs	
7	(a)	Two percent of average net profit of the company as per section 135(5)									92.34 lacs	
	(b)	Surplus arising out of the CSR projects or programmes or activities of the previous financial years.									-	
	(c)	Amount required to be set off for the financial year, if any									-	
	(d)	Total CSR obligation for the financial year (7a+7b-7c)									92.34 lacs	
8	(a) CSR amount spent or unspent for the financial year:											
	Total Amount Spent for the Financial Year (in Rs.)		Amount Unspent (in Rs.)									
			Total Amount transferred to Unspent CSR Account as per section 135(6).				Amount transferred to any fund specified under Schedule VII as per second proviso to section 135(5).					
			Amount	Date of transfer		Name of the Fund		Amount	Date of transfer			
	92.97 lacs		Nil	NA		-		Nil	NA			
	(b) Details of CSR amount spent against ongoing projects for the financial year:											
1	2	3	4	5		6	7	8	9	10	11	
Sr. No.	Name of the Project	Item from the list of activities in Schedule VII to the Act.	Local area (Yes/ No)	Location of the Project		Project Duration	Amount allocated for the project (in Rs.)	Amount spent in the current financial Year (in Rs.)	Amount transferred to Unspent CSR Account for the project as per Section 135(6) (in Rs.).	Mode of Implementation - Direct (Yes/ No).	Mode of Implementation - Through Implementing Agency	
				State	District						Name	CSR Registration No.
1	Community development work through Utthan (CSR Regd. No. CSR 00002389)	(i), (x), (xii)	Yes	Gujarat	Bharuch	3 years	50 lacs	41 lacs	-	No	EdelGive Foundation	CSR00000514
	Total							41 lacs				

(c) Details of CSR amount spent against other than ongoing projects for the financial year:									
1	2	3	4	5		6	7	8	
Sr. No.	Name of the Project	Item from the list of activities in Schedule VII to the Act.	Local area (Yes / No)	Location of the Project		Amount spent for the project (Rs. In lacs)	Mode of Implementation - Direct (Yes/No).	Mode of Implementation - Through Implementing Agency	
				State	District			Name	CSR Registration No.
1	The company has contributed for setting-up an inhouse RT-PCR Laboratory	(xii)	Yes	Maharashtra	Mumbai	17.00	No	The Society for the Rehabilitation of Crippled Children	CSR00003225
2	The Company has provided for COVID-19 relief fund for vaccination of people, buying oxygen concentrators , oxygen cylinders, masks and sanitisers.	(xii)	Yes	Maharashtra	Satara	10.00	Yes	Mann Deshi Foundation	CSR00001923
3	Company has provided for Skill Development & Facility Management Services of Youth & Self-Help Group women	(ii)	Yes	Maharashtra	Raigad	7.75	No	Deepak Foundation	CSR00000353
4	The company has provided financial support to meet the 50% fees of 75 female students, who were in need of financial assistance, for graduation / post-graduation courses for academic year 2021-22.	(ii)	Yes	Maharashtra	Mumbai	5.22	No	Maniben Nanavati Women's College	CSR00015191
5	Company's contribution partly covers the tuitions and expenses for underprivileged children i.e. 4 per academic year under the school's inclusion program	(ii)	Yes	Maharashtra	Mumbai	5.00	No	The Bombay International School Association	CSR00003116
6	The Company is providing Education & Mess Fees to 65 Students	(ii)	Yes	Gujarat	Bharuch	3.00	No	Jaymataji Education Trust	CSR00006881
7	The company has provided school uniforms to the school children of Sardar Nagar Prathamik Shala	(i)	Yes	Gujarat	Bharuch	2.11	Yes	-	-
8	The company has contributed for providing safe and clean environment to recuperate during their cancer treatment	(xii)	Yes	Maharashtra	Mumbai	2.00	No	St Jude India Childcare Centre through West Wind Association	CSR00012199
Total						52.08			

(d)	Amount spent in Administrative Overheads	-
(e)	Amount spent on Impact Assessment, if applicable	-
(f)	Total amount spent for the Financial Year (8b+8c+8d+8e)	93.08 lacs
(g)	Excess amount for set off, if any	

Sr. No.	Particular	Amount (in Rs.)
(i)	Two percent of average net profit of the company as per section 135(5)	92.34 lacs
(ii)	Total amount spent for the Financial Year	93.08 lacs
(iii)	Excess amount spent for the financial year [(ii)-(i)]	0.74 lacs
(iv)	Surplus arising out of the CSR projects or programmes or activities of the previous financial years, if any	-
(v)	Amount available for set off in succeeding financial years [(iii)-(iv)]	-

9 (a) Details of Unspent CSR amount for the preceding three financial years:							
Sr. No.	Preceding Financial Year.	Amount transferred to Unspent CSR Account under section 135 (6) (in Rs.)	Amount spent in the reporting Financial Year (in Rs.)	Amount transferred to any fund specified under Schedule VII as per section 135(6), if any.			Amount remaining to be spent in succeeding financial years. (in Rs.)
				Name of the Fund	Amount (in Rs).	Date of transfer.	
1	2018-19	Nil	81.51 Lacs	-	Nil	-	Nil
2	2019-20	Nil	73.76 Lacs	-	Nil	-	Nil
3	2020-21	Nil	89.85 Lacs	-	Nil	-	Nil
	Total	Nil	245.12 Lacs		Nil		Nil

(b) Details of CSR amount spent in the financial year for ongoing projects of the preceding financial year(s):								
1	2	3	4	5	6	7	8	9
Sr. No.	Project ID	Name of the Project	Financial Year in which the project was commenced	Project duration	Total amount allocated for the project (in Rs.)	Amount spent on the project in the reporting Financial Year (in Rs)	Cumulative amount spent at the end of reporting Financial Year (in Rs.)	Status of the project - Completed /Ongoing
1	FY31.03.2021_1	Community development work through Utthan	2019-20	3 years	50.00	62	62	ongoing

10	In case of creation or acquisition of capital asset, furnish the details relating to the asset so created or acquired through CSR spent in the financial year (asset-wise details).							
(a)	Date of creation or acquisition of the capital asset(s).							-
(b)	Amount of CSR spent for creation or acquisition of capital asset.							
(c)	Details of the entity or public authority or beneficiary under whose name such capital asset is registered, their address etc.							
(d)	Provide details of the capital asset(s) created or acquired (including complete address and location of the capital asset).							
11	Specify the reason(s), if the company has failed to spend two per cent of the average net profit as per section 135(5).							-

Abhiraj A. Choksey
Managing Director

Atul C. Choksey
Chairman CSR Committee

ANNEXURE V TO DIRECTORS' REPORT

Form No. MR-3 SECRETARIAL AUDIT REPORT For the financial year ended 31st March, 2022

[Pursuant to section 204(1) of the Companies Act, 2013 and Rule No.9 of the Companies (Appointment and Remuneration Personnel) Rules, 2014 and Regulation 24A of SEBI (Listing Obligations and Disclosure Requirements) Regulations, 2015]

To,
The Members,
Apcotex Industries Limited,
49-53, Mahavir Centre, Sector 17,
Vashi, Navi Mumbai – 400703.

We have conducted the Secretarial Audit of the compliances of applicable statutory provisions and the adherence to good corporate practices by **Apcotex Industries Limited (CIN:L99999MH1986PLC039199)** (hereinafter called the Company). Secretarial Audit was conducted in a manner that provided us a reasonable basis for evaluating the corporate conducts/statutory compliances and expressing our opinion thereon.

Based on our verification of the **Apcotex Industries Limited** books, papers, minute books, forms and returns filed and scanned copies of the documents, evidences of submission provided and other records maintained by the company and also the information provided by the Company, its officers, agents and authorized representatives during the conduct of secretarial audit, we hereby report that in our opinion, the Company has, during the audit period covering the financial year ended on **31st March, 2022** complied with the statutory provisions listed hereunder and also that the Company has proper Board-processes and compliance-mechanism in place to the extent, in the manner and subject to the reporting made hereinafter:

We have examined the books, papers, minute books, forms and returns filed and other records maintained by **Apcotex Industries Limited** for the financial year ended on **31st March 2022**, according to the provisions of:

- (i) The Companies Act, 2013 (the Act) and the rules made thereunder;
- (ii) The Securities Contracts (Regulation) Act, 1956 ('SCRA') and the rules made thereunder;
- (iii) The Depositories Act, 1996 and the Regulations and Bye-laws Framed thereunder;
- (iv) Foreign Exchange Management Act, 1999 and the rules and regulations made there under to extent of Foreign Direct Investment, Overseas Direct Investment and External Commercial Borrowing;
- (v) The following Regulations and Guidelines prescribed under the Securities and Exchange Board of India Act, 1992 ('SEBI Act'):-
 - a. The Securities and Exchange Board of India (Substantial Acquisition of Shares and Takeovers) Regulations,2011;
 - b. The Securities and Exchange Board of India (Prohibition of Insider Trading) Regulations,1992;
 - c. The Securities and Exchange Board of India (Issue of Capital and Disclosure Requirements) Regulations,2009;
Not Applicable
 - d. The Securities and Exchange Board of India (Employee Stock Option Scheme and Employee Stock Purchase Scheme) Guidelines,1999;- **Not Applicable**
 - e. The Securities and Exchange Board of India (Issue and Listing of Debt Securities) Regulations,2008;- **Not Applicable**
 - f. The Securities and Exchange Board of India (Registrars to an Issue and Share Transfer Agents) Regulations, 1993 regarding the Companies Act and dealing with client;
 - g. The Securities and Exchange Board of India (Delisting of Equity Shares) Regulations, 2009;- **Not Applicable** and
 - h. The Securities and Exchange Board of India (Buyback of Securities) Regulations, 1998;**Not Applicable**
- (vi) Following Laws applicable specially to the Company:
 - a. The Petroleum Act, 1934 and Rules made thereunder.

- b. The Indian Explosive Act, 1884 read with The Static & Mobile Pressure vessel (Unfired) Rules, 1981.
- c. The Factories Act, 1948 and various Rules thereunder.
- d. The Environment (Protection) Act, 1986 read with The Manufacture, storage and Import of Hazardous Chemicals Rules, 1989.

(vii) We have also examined compliance with the applicable clauses of the following:

- (i) Secretarial Standards issued by The Institute of Company Secretaries of India.
- (ii) SEBI (Listing Obligations and Disclosure Requirements) Regulations, 2015;

During the period under review the Company has complied with the provisions of the Act, Rules, Regulations, Guidelines, Standards, etc., mentioned above.

We further report that, the company has filed the forms and returns with Ministry of Corporate Affairs / Registrar of Companies under Companies Act 2013 or other authorities under other applicable laws within the prescribed time.

We further report that, the Board of Directors of the Company is duly constituted with proper balance of Executive Directors, Non-Executive Directors and Independent Directors. The changes in the composition of the Board of Directors that took place during the period under review were carried out in compliance with the provisions of the Act.

Adequate notice is given to all directors to schedule the Board Meetings, agenda and detailed notes on agenda were sent at least seven days in advance, and a system exists for seeking and obtaining further information and clarifications on the agenda items before the meeting and for meaningful participation at the meeting.

Majority decision is carried through while the dissenting members' views, if any, are captured and recorded as part of the minutes.

We further report that, the compliance of COVID-19 guidelines issued by Central Government /State Government / Local authorities has duly complied by the Company.

We further report that, the compliance by the Company of applicable financial Laws such as Direct and Indirect tax Laws and maintenance of financial records and books of accounts have not been reviewed in this audit since the same have been subject to review by statutory financial auditors, tax auditors and designated professional.

We further report that, the company has complied with all the committee meeting compliances and all the committee meetings were duly held during the year as required under the law.

We further report that there are adequate systems and processes in the company commensurate with the size and operations of the company to monitor and ensure compliance with applicable laws, rules, regulations and guidelines.

We further report that during the audit period, there were no other instances of

- a. Major decisions taken by the members in pursuance to section 180 of the Companies Act, 2013.
- b. Merger / amalgamation / reconstruction, etc.
- c. Foreign technical collaborations.

This Report is to be read with our letter of even date which is annexed as **Annexure I** and forms an integral part of this report.

For D. S. Momaya & Co.
Company Secretaries

CS Divya Momaya
Proprietor
FCS No. 7195/CP No. 7885

Date: 27th April 2022
Place: Navi Mumbai
UDIN:F007195D000216283

ANNEXURE- I TO SECRETARIAL AUDIT REPORT

To,
The Members,

Apcotex Industries Limited,

Our Secretarial Audit Report for the Financial Year ended 31st March, 2022 is to be read along with this letter.

Management's Responsibility

1. It is the responsibility of the management of the Company to maintain secretarial records, devise proper systems to ensure compliance with the provisions of all applicable laws and regulations and to ensure that the systems are adequate and operate effectively.

Auditor's Responsibility

2. Our responsibility is to express an opinion on these secretarial records, standards and procedures followed by the Company with respect to secretarial compliances.
3. We believe that audit evidence and information obtained from the Company's management is adequate and appropriate for us to provide a basis for our opinion.
4. Wherever required, we have obtained the management's representation about the compliance of laws, rules and regulations and happening of events etc.

Disclaimer

5. The Secretarial Audit Report is neither an assurance as to the future viability of the Company nor of the efficacy or effectiveness with which the management has conducted the affairs of the Company.



For D. S. Momaya & Co.
Company Secretaries

CS Divya Momaya
Proprietor
FCS No. 7195/CP No. 7885

Date: 27th April 2022
Place: Navi Mumbai

CORPORATE GOVERNANCE REPORT

1. Company's Philosophy on Code of Corporate Governance:

The Company is committed to best-in-class Corporate Governance practices with the objective of increasing benefits for all stakeholders of the Company viz. Shareholders, Customers, Suppliers, Employees and Society in general.

2. Board of Directors:

The composition of the Board of Directors of the Company is presently governed by the provisions of Companies Act, 2013, the Articles of Association of the Company and the SEBI (Listing Obligations and Disclosure Requirements) (LODR) Regulations, 2015. The Board is comprised of Nine Directors, both executive and non-executive, Mr. Atul Choksey is the Non-Executive Chairman. The day-to-day operations of the Company are managed by Mr. Abhiraj Choksey, the Managing Director and Plant operations by Mr. Ravishankar Sharma – Executive Director, under the active guidance of the Chairman and Managing Director.

Dr. S. Sivaram, Mr. Shailesh Vaidya, Mr. Kamlesh Vikamsey, Mrs. Priyamvada Bhumkar and Mr. Udayan Choksi are Non-Executive, Independent Directors, who constitute 56% of the total strength of the Board.

The Board of Directors of the Company consists of persons of eminence, having enormous experience in business management, polymer technology, finance, accountancy and law. The Board of Directors meet as often as required but not less than four times a year i.e. once in a calendar quarter. The Directors receive minutes of all the meetings of the Board and of the respective Committee meetings wherever they are members; namely Audit Committee, Nomination & Remuneration Committee, Corporate Social Responsibility Committee, Stakeholders Relationship Committee and Risk Management Committee. During the financial year 2021-22, six meetings of the Board of Directors were held on **i) 6th May 2021, ii) 9th July 2021, iii) 28th July 2021, iv) 28th October 2021, v) 27th January 2022 and vi) 29th March 2022.**

Independent Directors are expected not to serve on the Board of competing companies. No Director of the company is a member of more than ten Committees or can act as Chairman of more than five committees across all public limited companies in which he / she is a Director. For the purpose of these only membership and chairmanship of Audit Committee and Stakeholders' Relationship Committee are alone considered.

Further, every Director informs the Company about the Committee position he / she occupies in other companies and notifies the changes as and when they take place. The details of directorships held by the Company's Directors in public limited companies as on 31st March 2022 and attendance at the Board Meetings of the Company are given below:

Name of Director(s)	Designation / Category of Directorship	Board Meetings attended	Attendance at last AGM	No. of other Listed Directorships held	No. of Committees of which Member / Chairman*
Mr. Atul C. Choksey	Non - Executive Chairman	6	Yes	1	-/-
Mr. Abhiraj Choksey	Managing Director	6	Yes	-	1/-
Mr. Amit Choksey	Non-Executive	5	Yes	-	-/-
Dr. S. Sivaram	Non-Executive, Independent	6	Yes	3	2/2
Mr. Shailesh Vaidya	Non-Executive, Independent	5	Yes	1	1/1
Mr. Kamlesh Vikamsey	Non-Executive, Independent	5	Yes	3	3/3
Mrs. Priyamvada Bhumkar	Non-Executive, Independent	6	Yes	-	1/-
Mr. Udayan Choksi	Non-Executive, Independent	5	Yes	-	2/-
Mr. Ravishankar Sharma	Executive Director	6	Yes	-	-/-

Mr. Atul Choksey, Mr. Abhiraj Choksey and Mr. Amit Choksey are related to each other.

* Membership Includes Chairmanship

The details of Directorship on the Board of listed entities, other than Apcotex Industries Limited, of above directors are given below:

Sr. No.	Name of person	Names of the listed entities where the person is a director		Category of directorship
1	Mr. Atul Choksey	1	Ceat Ltd	Independent Director
2	Mr. Abhiraj Choksey		-	-
3	Mr. Amit Choksey		-	-
4	Dr. S Sivaram	1	Supreme Petrochem Ltd	Independent Director
		2	Deepak Nitrite Ltd	
		3	GMM Pfaudler Ltd	
5	Mr. Kamlesh Vikamsey	1	Navneet Education Ltd	Non-Executive Director
		2	Tribhovandas Bhimji Zaveri Ltd	Independent Director
		3	Man Infraconstruction Ltd	
6	Mr. Shailesh Vaidya	1	Excel Industries Ltd	Independent Director
7	Mrs. Priyamvada Bhumkar		-	-
8	Mr. Udayan Choksi		-	-
9	Mr. Ravishankar Sharma		-	-

A Director of a listed entity shall not be a director on the Board of more than 7 listed entities, provided that he / she shall not serve as an Independent Director on the Board of more than 7 listed entities. However, a person on the Board of a listed entity serving as Managing Director / Whole-Time-Director shall not serve as an Independent Director on the Board of not more than 3 listed entities.

Board Skills Matrix identified by Board of Directors of the Company

The Board skills matrix provides a guide as to the skills, knowledge, experience, personal attributes and other criteria appropriate for the Board of the Company. The template is designed to capture the skills of the current Board, assist in the recruitment of future directors if necessary and provide guidance for the Board in its succession planning.

The Board is a skill - based Board comprising directors who collectively have the skills, knowledge and experience to effectively govern and direct the Company. The Board has identified the skills and attributes required by Company directors which can be broadly categorised as follows:

- **Governance skills** (skills directly relevant to performing the Board's key functions);
- **Industry skills** (skills relevant to the industry/section in which the organisation predominantly operates); and
- **Personal attributes/qualities** that are generally considered desirable to be an effective Director.

In addition, the Board as a whole should also encompass desirable diversity in aspects such as gender, age, or different perspectives relative to the skills and attributes noted above.

Governance Skills

Skill area	Description	Importance of Skill (essential, desirable, able to rely on external advice)
Strategy	Ability to think strategically, identify and critically assess strategic opportunities, threats and develop effective strategies for the Company.	Essential
Policy	Ability to identify key issues and opportunities for the Company within the Polymer industry and develop appropriate policies to define the parameters within which the organisation should operate.	Essential
Finance	Qualifications and experience in accounting or finance and the ability to: <ul style="list-style-type: none"> o analyse key financial statements; o critically assess financial viability and performance; o contribute to strategic financial planning; o oversee budgets and the efficient use of resources; and o oversee funding arrangements and accountability. 	Essential

Skill area	Description	Importance of Skill (essential, desirable, able to rely on external advice)
Risk	Ability to identify key risks in a wide range of areas including legal, regulatory compliance, monitor risk, compliance management frameworks and systems.	Essential
Technical	Have technical ability and knowledge to understand the company's product, process manufacturing technology etc	Desirable
Information technology	Knowledge, experience in the strategic use, governance of information management, information technology including personal information privacy and security risk management.	Desirable
Executive management	Experience at an executive level including the ability to: <ul style="list-style-type: none"> o appoint & evaluate the performance of the MD/KMP/ Senior Management o oversee strategic human resource management and industrial relations 	Desirable
Board experience	Experience as a director of a company, preferably of a listed company, and an understanding of compliance requirements, including reporting and shareholder meeting requirements	Desirable
Commercial experience	A broad range of commercial/business experience.	Desirable

Industry Skills

Skill area	Importance of Skill (essential, desirable, able to rely on external advice)
Expertise in the areas of the Company's Business	Desirable
Depth of experience with the Company	Desirable

Personal Attributes/Qualities

Attribute	Description
Integrity (ethics)	A commitment to: <ul style="list-style-type: none"> o understanding and fulfilling the duties and responsibilities of a director, and maintaining knowledge o putting the Company's interests before any personal interests o being transparent and declaring any activities or conduct that might be a potential conflict o maintaining Board confidentiality
Influencer and negotiator	The ability to negotiate outcomes and influence others to agree with those outcomes, including an ability to gain broad stakeholder support for the Board's decisions.
Critical and innovative thinker	The ability to critically analyse complex and detailed information, readily understand key issues, and develop innovative approaches and solutions to problems
Leader	Leadership skills including the ability to: <ul style="list-style-type: none"> o appropriately represent the organisation o set appropriate Board and Company culture o make and take responsibility for decisions and actions

The skill areas in the matrix are regularly reviewed to ensure that the composition of skills on the Board remains aligned with the Group's stage of development and strategic direction.

Name of directors with their skills / expertise / competence

Name of Directors	Strategy	Policy	Finance	Risk	Technical	Information technology	Executive management	Board experience	Commercial experience
Mr. Atul Choksey	✓	✓	✓	✓	✓	✓	✓	✓	✓
Mr. Abhiraj Choksey	✓	✓	✓	✓	✓	✓	✓	✓	✓
Mr. Amit Choksey	✓	✓	✓	✓	✓	✓	✓	✓	✓
Dr. S. Sivaram	✓	✓		✓	✓	✓	✓	✓	✓
Mr. Shailesh Vaidya	✓	✓		✓		✓	✓	✓	✓
Mr. Kamlesh Vikamsey	✓	✓	✓	✓		✓	✓	✓	✓
Mrs. Priyamvada Bhumkar	✓	✓	✓	✓	✓	✓	✓	✓	✓
Mr. Udayan Choksi	✓	✓	✓	✓		✓	✓	✓	✓
Mr. Ravishankar Sharma	✓	✓		✓	✓		✓		✓

Confirmation

In the opinion of the Board, the Independent Directors fulfil the conditions specified in SEBI (LODR) Regulations, 2015 and are independent of the management.

Familiarisation programmes

The web link of familiarisation programme imparted to independent directors is disclosed in Directors' Report.

Details of shareholding of Directors as on 31st March 2022

The number of equity shares of face value of Rs.2/- each of the Company held by the Directors as on 31st March 2022 is as under:

Name of Directors	Executive or Non-Executive Director	No. of Shares	% to paid up capital
Mr. Atul Choksey	Non-Executive Director	74,00,014	14.27
Mr. Abhiraj Choksey (including HUF)	Executive Director	68,99,570	13.31
Mr. Amit Choksey	Non-Executive Director	1,72,275	0.33
Dr. S Sivaram	Non-Executive Director Independent	--	--
Mr. Shailesh Vaidya	Non-Executive Director Independent	--	--
Mr. Kamlesh Vikamsey	Non-Executive Director Independent	--	--
Mrs. Priyamvada Bhumkar	Non-Executive Director Independent	25,000	0.05
Mr. Udayan Choksi	Non-Executive Director Independent	--	--
Mr. Ravishankar Sharma	Executive Director	--	--

Responsibilities:

The Board looks at strategic planning and policy formulation. The Board meets at least once in every quarter to review the Company's operations and the intervening gap between the meetings is within the period prescribed under the Companies Act 2013. During the year under review, the Board met 6 times. The agenda of the Board meeting is circulated to all the Directors well in advance and contains all the relevant information. The Managing Director is responsible for corporate strategy, planning, external contacts and Board matters. The Executive Director is responsible for Plant Operations. The senior management personnel heading respective divisions are responsible for all day-to-day operations related issues, productivity, recruitment, and employee's retention for their divisions.

The Company has constituted various committee(s) in compliance with the provisions of the Companies Act, 2013 and SEBI (LODR) Regulations, 2015.

The Company Secretary acts as the Secretary of all Board Committees. Each of these Committees have the authority to engage outsider experts, advisors, and counsels to the extent it considers appropriate to assist in its functions. Minutes of the Committee meetings are circulated to the Directors and placed before the Board meeting for noting thereat.

3. Audit Committee

The Audit Committee was constituted in April 2000, which was reconstituted by the Board of Directors in their meeting held on 26th April 2014 in compliance with the Companies Act, 2013 and Listing Agreement / SEBI (LODR) Regulations,

2015. During the year under review, 4 meetings of the Committee were held on **i) 6th May 2021, ii) 28th July 2021, iii) 28th October 2021 and iv) 27th January 2022.**

The Audit Committee comprises of three non-executive independent directors viz. Mr. Kamlesh Vikamsey as the Chairman, Mrs. Priyamvada Bhumkar and Mr. Udayan Choksi, as members and Mr. Abhiraj Choksey – Managing Director, a permanent invitee of the Committee.

Attendance at the Audit Committee meetings during the year under review are given below:

Name	Non-Executive / Independent	Number of Meetings held – 4
		Attended
Mr. Kamlesh Vikamsey	Non-Executive, Independent	4
Mrs. Priyamvada Bhumkar	Non-Executive, Independent	4
Mr. Udayan Choksi	Non-Executive, Independent	4

The Audit Committee invites the executives of the Company, as it considers appropriate, representatives of Statutory Auditor and representatives of the Internal Auditor at its meetings.

The broad terms of reference of the Audit Committee includes the followings pursuant to Regulation 18 read with Part C of Schedule II of SEBI (LODR) Regulation, 2015 and Section 177 of the Companies Act, 2013:

1. Oversight of the company's financial reporting process and the disclosure of its financial information to ensure that the financial statements are correct, sufficient and credible;
2. Recommendation for terms of appointment and remuneration of Auditors of the Company;
3. Approval of payment to Statutory Auditors for any other services rendered by the Statutory Auditors;
4. Reviewing, with the management, the annual financial statements and auditor's report thereon before submission to the Board for approval, with particular reference to:
 - a. Matters required to be included in the Director's Responsibility Statement to be included in the Board's report in terms of clause (c) of sub-section 3 of section 134 of the Companies Act, 2013
 - b. Changes, if any, in accounting policies and practices and reasons for the same
 - c. Major accounting entries involving estimates based on the exercise of judgment by management
 - d. Significant adjustments made in financial statements arising out of audit findings
 - e. Compliance with listing and other legal requirements relating to quarterly and yearly financial statements
 - f. Disclosure of any related party transactions
 - g. Modified opinion(s) in the draft audit report.
5. Reviewing, with the management, the quarterly financial statements before submission to the board for approval;
6. Reviewing, with the management, the statement of uses / application of funds raised through an issue (public issue, rights issue, preferential issue, etc.), the statement of funds utilized for purposes other than those stated in the offer document / prospectus / notice and the report to be submitted by monitoring agency with regard to utilisation of proceeds of a public or rights issue, and making appropriate recommendations to Company's Board.
7. Review and monitor the auditor's independence and performance, and effectiveness of audit process;
8. Approval or any subsequent modification of transactions of the company with related parties;
9. Scrutiny of inter-corporate loans and investments;
10. Valuation of undertakings or assets of the company, whenever it is necessary;
11. Evaluation of internal financial controls and risk management systems;
12. Reviewing, with the management, performance of statutory and internal auditors, reviewing Internal Control Systems in the organization;
13. Reviewing the adequacy of internal audit function, if any, including structure of internal audit department, staffing and seniority of the official heading the department, reporting structure coverage and frequency of internal audit;
14. Discussion with internal auditors over significant findings and follow up there on;

15. Reviewing the findings of any internal investigations by the internal auditors into matters where there is suspected fraud or irregularity or a failure of internal control systems of a material nature and reporting the matter to the board;
16. Discussion with statutory auditors before the audit commences, about the nature and scope of audit as well as post-audit discussion to ascertain any area of concern;
17. To look into the reasons for substantial defaults in the payment to the depositors, debenture holders, shareholders (in case of non-payment of declared dividends) and creditors;
18. To review the functioning of the Whistle Blower mechanism;
19. Approval of appointment of CFO;
20. Approval or any subsequent modification / changes of Related Party Transactions;
21. To investigate into any matter specified under Section 177(4) or any matter referred by the Board.
22. The Committee has power to obtain external professional help / advice and has right to ask for any information / explanation.
23. To review the utilization of loans and/ or advances from / investment by the holding company in the subsidiary exceeding rupees 100 crore or 10% of the asset size of the subsidiary, whichever is lower, if any.

4. Nomination and Remuneration Committee:

Pursuant to provisions of Section 178 of the Companies Act, 2013 and Regulation 19 of SEBI (LODR) Regulations, 2015, the Remuneration Committee was reconstituted as “Nomination and Remuneration Committee” by the Board of Directors in their meeting held on 26th April 2014, in compliance with the Companies Act, 2013 / SEBI (LODR) Regulations, 2015. The present Members of Committee are - Dr. S. Sivaram, Mr. Atul Choksey, Mr. Kamlesh Vikamsey and Mrs. Priyamvada Bhumkar. Dr. S. Sivaram, Mr. Kamlesh Vikamsey and Mrs. Priyamvada Bhumkar are the non-executive independent directors of the Company.

The Nomination and Remuneration committee met on **9th July 2021 and 29th March 2022**. The Chairman of the Nomination & Remuneration Committee was present at the last Annual General Meeting. The attendance at the meeting of the Committee is as under:

Name	Non-Executive / Independent	Number of Meetings held - 2
		Attended
Dr. S. Sivaram	Non-Executive Independent	2
Mr. Atul Choksey	Non-Executive	2
Mr. Kamlesh Vikamsey	Non-Executive Independent	1
Mrs. Priyamvada Bhumkar	Non-Executive Independent	2

The broad terms of reference of the Nomination and Remuneration Committee are as under:

- formulation of the criteria for determining qualifications, positive attributes and independence of a director and recommend to the board of directors a policy relating to, the remuneration of the directors, key managerial personnel and other employees;
- to evaluate balance of skills, knowledge, experience on the Board, time committed to the company and on the basis of such evaluation prepare a description of the role and capabilities required while recommending the appointment of an independent director. For this purpose, the committee may avail the services of external agencies, if required.
- formulation of criteria for evaluation of performance of independent directors and the board of directors;
- devising a policy on diversity of board of directors;
- identifying persons who are qualified to become directors and who may be appointed in senior management in accordance with the criteria laid down, and recommend to the board of directors their appointment and removal.
- whether to extend or continue the term of appointment of the independent director, on the basis of the report of performance evaluation of independent directors.
- recommend to the board, all remuneration, in whatever form, payable to senior management.

The Nomination and Remuneration Policy is devised in accordance with Section 178 of the Companies Act, 2013 and Regulation 19 SEBI (LODR) Regulations, 2015 and has been uploaded on the website i.e www.apcotex.com of the Company. The performance evaluation criteria for independent directors are provided in the Director’s Report. Further, the details of remuneration paid to all the Directors and other disclosures as required to be made under SEBI (LODR) Regulation 2015 have been provided in this Report.

5. Remuneration of Directors / Remuneration Policy:

Non-executive Directors are paid sitting fees for each meeting of the Board, or its committees attended by them and are also eligible for commission. The shareholders of the Company at the meeting held on 4th June 2019 had authorised the payment of commission to the Non-Executive Directors upto 3% of net profit of the Company, calculated in accordance with provisions of Section 197 and 198 of the Companies Act, 2013. The allocation of commission to Non-Executive Directors is determined by the Board based on various criterias like time spent, involvement in various decision-making process and the individual contribution etc., apart from attending the meeting of Board of Directors and Committee(s) thereof.

The payment of Commission, in the excess of 50% of the total Commission as computed under provisions of Section 198 of the Companies Act, 2013, available for Non-Executive Directors of the Company, to any one Director, needs to be approved by the Shareholders by way of special resolution, under Regulation 17(6) ca of SEBI (LODR) Regulations, 2015.

The Sitting fees paid and the commission proposed to be paid subject to approval of shareholders at the ensuing Annual General Meeting (AGM) are as under:

Name of Director	Sitting Fees	Commission	Total
Mr. Atul Choksey	2,55,000	1,11,00,000	1,13,55,000
Mr. Amit Choksey	1,50,000	-	1,50,000
Dr. S. Sivaram	3,00,000	6,50,000	9,50,000
Mr. Shailesh Vaidya	2,00,000	6,50,000	8,50,000
Mr. Kamlesh Vikamsey	3,00,000	6,50,000	9,50,000
Mrs. Priyamvada Bhumkar	3,60,000	6,50,000	10,10,000
Mr. Udayan Choksi	2,95,000	6,50,000	9,45,000

The Board approved the payment of commission of Rs.143.50 lacs out of Net profits of the Company, being about 1% of net profits as calculated in accordance with provisions of Section 197 and 198 of the Companies Act 2013.

Remuneration paid to Executive / Whole time Directors for the FY 2021-22 is as under:

Name	Mr. Abhiraj Choksey	Mr. Ravishankar Sharma
Salary	131.02 lacs	69.88 lacs
Variable Pay	As per Company's Policy.	As per Company's Policy.
Provident Fund	5.14 lacs	2.77 lacs
Perquisites	7.32 lacs	NIL
Notice Period	6 months	As per Company's Policy.
Details of Service contracts with Directors		
Director	Service Contract and Period	Severance Fees
Mr. Abhiraj Choksey Managing Director	Agreement date: 25-04-2019: Period:01-05-2019 to 30-04-2022	Nil
Mr. Ravishankar Sharma Executive Director	Period:01-05-2020 to 30-04-2023	Nil

6. Stakeholders Relationship Committee:

Pursuant to provisions of Section 178 of the Companies Act, 2013 and Regulation 20 of SEBI (LODR) Regulations, 2015, the Stakeholders Relationship Committee Members are – Mr. Shailesh Vaidya – Chairman of the committee, Mr. Udayan Choksi and Mr. Abhiraj Choksey

The Stakeholders Relationship Committee met once on **28th April 2021**. The necessary quorum was present for the meeting. The composition of the Committee during the financial year and the details of the meeting held and attended by the members are as under:

Name	Non-Executive / Independent	Numbers of Meetings held - 1
		Attended
Mr. Shailesh Vaidya	Non-Executive Independent	1
Mr. Udayan Choksi	Non-Executive Independent	1
Mr. Abhiraj Choksey	Managing Director	1

The broad terms of reference of Stakeholders Relationship Committee as set out in Regulation 20 read with Part D of Schedule II of SEBI (LODR) Regulations, 2015 and Section 178 of the Companies Act, 2013 includes the following:

- Resolving the grievances of the security holders of the listed entity including complaints related to transfer/transmission of shares, non-receipt of annual report, non-receipt of declared dividends, issue of new/duplicate certificates, general meetings etc.
- Review of measures taken for effective exercise of voting rights by shareholders.
- Review of adherence to the service standards adopted by the listed entity in respect of various services being rendered by the Registrar & Share Transfer Agent.
- Review of the various measures and initiatives taken by the listed entity for reducing the quantum of unclaimed dividends and ensuring timely receipt of dividend warrants/annual reports/statutory notices by the shareholders of the company.

The details of correspondences / grievances / complaints received and redressed during the financial year 2021-22 by the Company through the Registrars, Link Intime India Pvt Ltd, are as under;

Sr. No.	Particulars	No. of correspondence / Complaints
1	Investor Correspondences / grievances pending at the beginning of the year	NIL
2	Investor Correspondences / grievances received during the year	1351
3	Investor Correspondences / grievances disposed of during the year	1319
4	Investor Correspondences / grievances remaining unresolved at the end of the year	32

Mr. Anand V. Kumashi, has been appointed as the Compliance Officer, as required by Regulation 6 of SEBI (LODR) Regulations 2015. He has been entrusted the task of meeting fully the requirements of the said Regulation and overseeing the share registry work done by the Registrar and Share Transfer Agents; attending grievances of the shareholders and investors; compliance with the statutory and regulatory requirements etc. of SEBI and the stock exchanges.

With reference to Regulation 46 of SEBI (LODR) Regulations, 2015 the Company has designated exclusive e-mail ID as redressal@apcotex.com for investors to register their grievances, if any. This has been initiated by the company to resolve investors' grievances, immediately. The Company has displayed the said e-mail ID on its website for the knowledge of Investors.

7. Corporate Social Responsibility Committee:

Pursuant to the provisions of Section 135 of the Companies Act, 2013, the Board of Directors of the Company had constituted a "Corporate Social Responsibility Committee" in their meeting held on 26th April 2014, in compliance with the Companies Act, 2013 comprising of three Directors including an Independent Director viz. Mr. Shailesh Vaidya, Mr. Atul Choksey - Chairman and Mr. Abhiraj Choksey – Managing Director.

The broad terms of reference of the Corporate Social Responsibility (CSR) Committee are as under:

1. Formulate and approve revisions to the CSR Policy and recommend the same to the Board for its approval;
2. Formulate and recommend an annual action plan along with Budgeted CSR Expenditure (including any revisions thereto) to the Board for its approval;
3. Identify projects of the Company as 'Ongoing Projects';
4. Recommend the annual CSR expenditure budget to the Board for approval;
5. Approve unbudgeted CSR projects where the annual outlay is more than Rs.1 Crore but not exceeding 10% of the total CSR budget for the financial year;
6. Review implementation of CSR activities of the Company within the applicable framework;
7. Nominate a CSR Internal Monitoring Group and advise the team for effective implementation of the CSR Programs.
8. Set monitoring mechanisms in place to track the progress of each project and track these projects at such intervals as may be required.

The CSR Committee met once on **28th April 2021**. The necessary quorum was present for the meeting. The composition of the Committee during the financial year 2021-22 and details of meeting held and attended by the Directors are as under:

Name	Non-Executive / Independent	Numbers of Meetings held - 1
		Attended
Mr. Atul Choksey	Non-Executive	1
Mr. Shailesh Vaidya	Non-Executive Independent	1
Mr. Abhiraj Choksey	Managing Director	1

The CSR policy devised in accordance with provisions of Section 135 of the Companies Act, 2013 and the details about the development of CSR Policy and initiatives undertaken by the Company on CSR during the financial year as per annexure attached to the Companies (Corporate Social Responsibility Policy) Rules, 2014 have also been appended as an Annexure to the Directors Report.

8. Risk Management Committee

Pursuant to Regulation 21 of SEBI (LODR) Regulations, 2015, the Risk Management Committee was constituted in the meeting of Board of Directors held on 12th October 2021, comprising of three directors including an Independent Director viz. Dr. S. Sivaram as chairman of the committee, Mr. Abhiraj Choksey- Managing Director and Mr. Ravishankar Sharma – Executive Director.

The Risk Management Committee met twice, on **12th October 2021 and on 29th March 2022**. The necessary quorum was present for the meeting. The composition of the Committee during the financial year 2021-22 and details of meeting held and attended by the members are as under:

Name	Non-Executive / Independent	Numbers of Meetings held - 2
		Attended
Dr. S. Sivaram	Non-Executive Independent	2
Mr. Abhiraj Choksey	Managing Director	2
Mr. Ravishankar Sharma	Executive Director	2

The broad terms of reference of Risk Management Committee as set out in Regulation 21 read Part D of Schedule II of SEBI (LODR) Regulation, 2015 includes the following:

- to formulate a detailed risk management policy including a framework for identification of internal and external risks faced by the company viz. operational, ESG related risks, financial, sustainability, information, cyber security.
- business continuity plan
- monitor and evaluate risks associated with the business of company using appropriate methodology, processes and systems.
- to monitor and oversee implementation of the risk management policy and evaluate adequacy of risk management systems
- review the risk management policy
- appointment, removal and terms of remuneration of the Chief Risk Officer, if any, shall be subject to review by the Risk Management Committee
- to keep the board of directors informed about the nature and content of its discussions, recommendations and actions to be taken.

9. General Body Meetings:

During the preceding three years, the details of Company's Annual General Meeting held:

Year	Date	Time	Special resolution/s passed	Venue
2020-21	9 th July 2021	11.00 am	Yes (One)	Through Video Conferencing / Other Audio Visual Means
2019-20	4 th Aug 2020	11.00 am	Yes (Three)*	Through Video Conferencing / Other Audio Visual Means
2018-19	4 th June 2019	11.00 am	Yes (Eleven)*	EBONY Hall, Tunga Hotel, Plot No.37, Sector 30A, Vashi, Navi Mumbai – 400703

*Special Resolution/s passed:

2020-21:

1. Approval of annual remuneration payable to single Non-Executive Director.

2019-20:

1. Reappointment of Mrs. Priyamvada Bhumkar as an Independent Director (Second Term)
2. Reappointment of Mr. Ravishankar Sharma as an Executive Director for a period of 3 years.
3. Approval of Annual Remuneration payable to single Non-Executive Director

2018-19:

1. Reappointment of Mr. Abhiraj Choksey as Managing Director for a further period of 3 years.
2. Reappointment of Mr. Y B Gadgil as an Executive Director upto 31st March 2020
3. Reappointment of Dr. S. Sivaram as an Independent Director (Second Term)
4. Reappointment of Mr. Shailesh Vaidya as an Independent Director (Second Term)
5. Reappointment of Mr. Kamlesh Vikamsey as an Independent Director (Second Term)
6. Approval of Annual Remuneration payable to single Non-Executive Director
7. Amendment of the Capital Clause of the Memorandum of Association of the Company
8. Amendment of Article 2 of the Articles of Association of the Company
9. Approval Tour / Medical Expenses of Chairman of the Company
10. Authorization for Borrowing power of the Company
11. Authorization for Commission (**upto 3% of profits**) to Non-Executive Director

Special Resolution passed through postal ballot

None of the business proposed to be transacted in the ensuing AGM require passing a special resolution through postal ballot.

10. Means of Communication:

- a. The quarterly, half yearly and annual results of the Company's financial performances were published in two newspapers viz. 'Business Standard' and 'Mumbai Lakshadeep', and displayed on Company's website, www.apcotex.com.
- b. The Annual Report of the Company for the financial year 2021-22 is being emailed to the members whose email addresses are available with the depositories as per section 136 of the Companies Act, 2013 and Regulation 36 of SEBI (LODR) Regulations, 2015. For other members, who have not registered their email addresses, are requested to register their email ID at the earliest and ask for the soft copy of the Annual Report. In accordance with General Circular No.20/2020 dated 5th May 2020 and Circular No.02/2021 dated 13th January 2021 issued by Ministry of Corporate Affairs (MCA), Circular No. 19/2021 dated 8th December 2021 and Circular No. 21/2021 dated 14th December 2021 Company is not printing copies of the Annual Report.
- c. The Annual Report is available on the Company's website.
- d. Quarterly/event wise presentations made to institutional investors/analysts is uploaded on website of Stock Exchanges i.e BSE Ltd and NSE Ltd and displayed on Company's website, www.apcotex.com

11. General Shareholders Information:

- a. Thirty Sixth (36th) Annual General Meeting (AGM) of the Company will be held on Tuesday, the **14th June 2022 at 11:00 am**, through Video Conferencing (VC) / Other Audio Visual Means (OAVM), the company will conduct the meeting from Registered Office i.e 49-53 Mahaveer Centre, Plot no. 77, Sector 17, Vashi, Navi Mumbai - 400 703, which shall be deemed to be venue of AGM to transact the business mentioned in the Notice of AGM dated 27th April 2022.

As required under Regulation 36(3) of the SEBI (LODR) Regulations, 2015 and Secretarial Standard 2, particulars of Directors seeking appointment at this AGM are given in the Annexure to the Notice of this AGM.
- b. The Company's financial Year is 1st April to 31st March.

c. Dividend payment:

Interim Dividend - Interim Dividend declared and paid on or after 11th Feb 2022 @ of Rs.2.00 (100%) per equity share of Rs. 2/- each.

Final Dividend – Paid on or after 14th June 2022 @ of Rs.3.00 (150%) per equity shares of Rs.2/- each.

Final Dividend recommended by Board @ Rs.3.00/- per equity shares is subject to approval of shareholders in the ensuing AGM.

d. Stock Exchanges: The Company's equity shares are listed on BSE Ltd, Mumbai and NSE Ltd, Mumbai. The Annual Listing fees have been paid and there is no outstanding payment towards the stock exchanges, as on date.

e. Stock Code: BSE Ltd - 523694

Symbol: NSE Ltd – APCOTEXIND

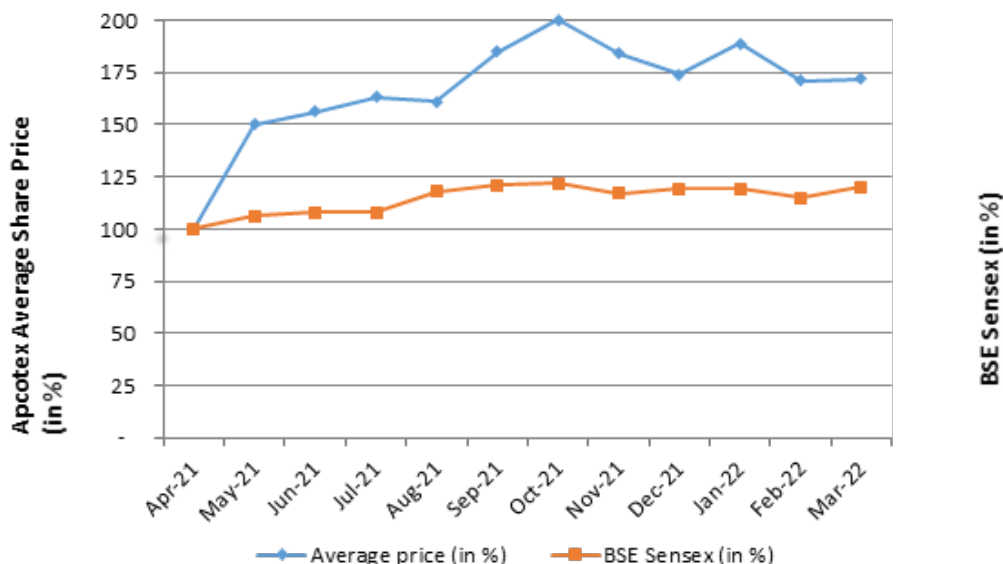
f. Market Price Data:

Monthly high and low prices of equity shares of the company quoted at BSE and NSE during the financial year **2021-22**

(Amount in Rs)

Month	BSE		NSE	
	High	Low	High	Low
April - 2021	236	173	236	172
May - 2021	385	230	385	230
June - 2021	350	288	350	287
July - 2021	361	306	361	305
August - 2021	364	294	365	292
September - 2021	443	315	444	315
October - 2021	460	360	458	360
November - 2021	415	339	415	340
December - 2021	381	330	382	330
January - 2022	418	356	414	356
February - 2022	389	310	390	308
March - 2022	378	324	381	324

g. Stock Performance Index :



- h. In case the securities are suspended from trading, the Director's report shall explain the reason thereof - **Not applicable.**
- i. Dates of book closure: **Wednesday, 8th June 2022 to Monday, 13th June 2022** (both days inclusive) for the Purpose of AGM and payment of Dividend.
- j. Registrars and Share Transfer Agents:

The Company has appointed Link Intime India Pvt Ltd as its Registrars and Share Transfer Agents w.e.f 1st August 2006. Share Transfers, dematerialisation of shares, and all other investors related activities are attended and processed at the office of the Registrars and Share Transfer Agents at the following address :

Link Intime India Pvt Ltd
C-101, 247 Park, L.B.S. Marg, Vikhroli (W),
Mumbai- 400 083
Tel. No.- 022-49186000, 49186270
Fax : (022) 49186060
Email : rnt.helpdesk@linkintime.co.in

- k. Share Transfer System:

Company's shares are compulsorily traded in the demat segment on the stock exchange(s), and most transfers of shares take place in electronic form.

Share Transfers

In accordance with SEBI vide its circular no. SEBI/HO/MIRSD/RTAMB/CIR/P/2020/166 dated 7th September 2020 all share transfers needs to be carried out in the dematerialised form with effect from 1st April 2021 compulsorily. Hence no transfer of shares in physical form is allowed.

Further, in compliance with SEBI vide its circular SEBI/HO/MIRSD/MIRSD_RTAMB/P/CIR/2022/8 dated 25th January 2022, the following requests received by the Company from the shareholders holding shares in physical form will be processed and the shares will be issued in dematerialization form only:

- i. Issue of duplicate share certificate
- ii. Claim from unclaimed suspense account
- iii. Renewal/Exchange of securities certificate
- iv. Endorsement
- v. Sub-division / splitting of securities certificate
- vi. Consolidation of securities certificates/folios
- vii. Transmission
- viii. Transposition

For this purpose, the securities holder/claimant shall submit a duly filled-up Form ISR-4 which is hosted on the website of the company as well as on the website of RTA.

Members holding shares in physical form are requested to dematerialize their holdings at the earliest.

Nomination facility for shareholding

SEBI vide it's Circular no. SEBI/HO/MIRSD/MIRSD_RTAMB/P/CIR/2021/655 dated 3rd November, 2021, has made it mandatory for all shareholders holding shares in physical form to furnish nomination details to the Company / RTA.

Shareholders can register their nomination details in Form SH-13 or they can choose to give declaration to opt out of Nomination by filing Form ISR-3.

In case the shareholder holding shares in physical form wishes to change the nominee or cancel the nomination then Form SH-14 needs to be filled.

The aforementioned forms are available on the website of the Company as well as the Registrar and Transfer Agent and which shall be furnished in hard copy form or through electronic mode with e-signature to the company / Registrar and Transfer Agent.

Permanent Account Number (PAN) and KYC details

SEBI vide its Circular no. SEBI/HO/MIRSD/MIRSD_RTAMB/P/CIR/2021/655 dated 3rd November, 2021, has made it mandatory for all holders of physical securities to furnish the following documents / details to the Registrar and Transfer Agent:

- PAN
- Contact details, Postal address with PIN, Mobile number, E-mail address
- Bank account details (bank name and branch, bank account number, IFS code)
- Specimen signature

For furnishing the above mentioned details, shareholder shall send the hard copy of Form ISR-1 and/or ISR-2, available on the website of the company as well as on the website of Registrar and Transfer Agent.

I. Distribution of Shareholding as on 31st March 2022:

DISTRIBUTION OF SHAREHOLDING (SHARES)				
No. of Shares held	No. of Shareholders	% of Total	Shares	% of Total
1 - 500	25,828	84.72	3,677,632	7.09
501 - 1,000	2,087	6.85	1,758,423	3.39
1,001 - 2,000	1,148	3.77	1,784,157	3.44
2,001 - 3,000	454	1.49	1,173,025	2.26
3,001 - 4,000	204	0.67	733,590	1.41
4,001 - 5,000	178	0.58	840,804	1.62
5,001 - 10,000	265	0.87	2,014,226	3.89
10,001 - above	323	1.05	39,863,103	76.89
Total	30,487	100.00	51,844,960	100.00

DISTRIBUTION OF SHAREHOLDING (RUPEES)				
Nominal value of Shares held	No. of Shareholders	% of Total	Share amount in Rs.	% of Total
1 - 1000	25,828	84.72	7,355,264	7.09
1001 - 2000	2,087	6.85	3,516,846	3.39
2001 - 4000	1,148	3.77	3,568,314	3.44
4001 - 6000	454	1.49	2,346,050	2.26
6001 - 8000	204	0.67	1,467,180	1.41
8001 - 10000	178	0.58	1,681,608	1.62
10001 - 20000	265	0.87	4,028,452	3.89
20001 - above	323	1.05	79,726,206	76.89
Total	30,487	100.00	103,689,920	100.00

m. Dematerialisation of Shares and liquidity:

The shares of the Company are available for dematerialisation (holding of shares in electronic form) on both the depositories viz. NSDL and CDSL.

Equity Shares of the company are to be compulsorily traded in the dematerialised form. As on 31st March 2022, 5,02,63,921 equity shares comprising of 96.95% of paid up capital of the company, have been dematerialised by the investors and bulk of transfers take place in the demat segment.

n. Outstanding Stock

The Company does not have any outstanding GDRs/ ADRs/ Warrants/Convertible Instruments as on 31st March 2022.

o. Commodity Price Risk or Foreign Exchange Risk and Hedging Activities.

The Company is not dealing/trading in any commodities / exchanges, hence does not have any exposure to commodity price risk.

Company imports couple of bulk materials for which Options/Forward covers are taken immediately on crystallisation of the liability.

The Company has a dynamic risk management framework to identify, monitor, mitigate and minimize foreign currency risk.

p. Plant Locations

<u>Taloja Plant:</u> Plot No.3/1, MIDC Industrial Area Taloja – 410 208, Dist. Raigad, Telephone: 022 2740 3500	<u>Valia Plant:</u> Village – Dungri, Tal- Valia, Ankleshwar – 393135. Dist – Bharuch, Gujarat
---------------------------------------------------------------------------------------------------------------------------------	----------------------------------------------------------------------------------------------------------------

q. Address for correspondence

Investor correspondence may be addressed to any of the following:

Registered Office	Registrar & Share Transfer Agents
49-53, Mahaveer Centre, Sector 17 Vashi, Navi Mumbai - 400 703 Tel. No: 022 27770800	Link Intime India Pvt Ltd C-101, 247 Park, L.B.S. Marg, Vikhroli (W), Mumbai - 400 083 Tel. No.- 022-49186000, 49186270 Fax - (022) 49186060
Website: www.apcotex.com E-mail: redressal@apcotex.com	Website: www.linkintime.co.in E-mail. : rnt.helpdesk@linkintime.co.in

r. Credit Rating

ICRA has affirmed the credit rating of ICRA AA- (stable) for the long term and ICRA A1+ for short term for working capital limits availed by the Company from the banks. This reaffirms the high reputation and trust the Company has earned for its sound financial management and its ability to meet financial obligations.

s. Categories of Shareholding as on 31st March 2022:

Sr. No.	Category	No. of Shares	% of shareholding
1	Promoters' Holding		
	Indian Promoters	30,146,517	58.15
2	Non promoters' Holding		
	Mutual Funds	6,650	0.01
	Insurance companies / Banks / Financial Institution	3,930	0.01
	Indian Public	18,540,340	35.76
	Director	25,000	0.05
	Hindu Undivided Family	5,69,190	1.10
	Non Resident Indians	753,998	1.45
	Other Corporate Bodies	1,191,232	2.30
	IEPF Authority	223,494	0.43
	Alternate Investment Funds	31,007	0.06
	NBFC	23,310	0.04
	Clearing Member	44,412	0.09
	Trust	1,250	0.00
	Unclaimed Shares	2,84,630	0.55
	Total	51,844,960	100.00

- t. Electronic Clearing Service (ECS): The Company has extended the ECS facility to shareholders to enable them to receive dividend through electronic mode in their bank account. The Company encourages members to avail of this facility as ECS provides adequate protection against fraudulent interception and encashment of dividend warrants, apart from eliminating loss/damage of dividend warrants in transit and correspondence with the Company on revalidation/issuance of duplicate dividend warrants.
- u. Bank Details for electronic shareholding: Members are requested to notify their depository participant (DP) about the changes in bank details. Members are requested to furnish complete details of their bank accounts, including the MICR codes of their banks, to their DPs.
- v. Furnish copies of Permanent Account Number (PAN): The members are requested to furnish their PAN which will help us to strengthen the compliance with KYC norms and provisions of prevention of Money Laundering Act, 2002.
- w. ISIN allotted to Equity Shares is **INE116A01032**
- x. Corporate Identification Number (CIN No.): **L99999MH1986PLC039199**

12. Other Disclosures:

a. Related Party Transactions:

During the year, there were no material related party transactions i.e. transactions of the Company of a material nature with its promoters, the Directors or the management, their subsidiaries or relatives etc. that may have a potential conflict with the interests of the Company at large. The details of Related Party Transactions are given in Annexure to the Directors Report.

b. Compliances:

The Company believes that it has complied with all the regulations of Stock Exchanges, SEBI or other statutory authority/ties on matters related to capital markets. No penalty has been imposed or strictures passed during the year against the Company by SEBI, Stock Exchange(s), or any other statutory authority.

c. Vigil Mechanism or Whistle-Blower Policy:

Pursuant to Section 177 of the Companies Act, 2013 and the Regulation 22 of SEBI (LODR) Regulations, 2015, the Company has a Whistle-Blower Policy for establishing a vigil mechanism for Directors and employees to report genuine concerns regarding unethical behaviour, actual or suspected fraud or violation of the Company's Code of Conduct and Ethics policy. The said mechanism also provides for adequate safeguards against victimization of persons who use such mechanism and makes provision for direct access to the chairperson of the Audit Committee in appropriate or exceptional cases. We affirm that no employee of the Company was denied access to the Audit Committee. The said Whistle-Blower Policy has been hosted on the website of the Company - https://apcotex.com/policy/Whistle_Blower_Policy.pdf.

d. Details of compliance with mandatory requirements and adoption of the non-mandatory requirements:

The Company has complied with all the mandatory requirements of the SEBI (LODR) Regulations, 2015 relating to Corporate Governance.

Non-Mandatory Requirements

A. The Board

The Non-Executive Chairman of the Company has been provided with a Chairman's Office at the Corporate Office of the Company.

B. Shareholder Rights

The quarterly results are uploaded on the website of the Company. The Company discusses with the Institutional Investors and Equity Analysts on the Company's performance on a periodic basis and earning presentations / Investor presentations / Transcripts are also available on the website of the Company.

C. Modified opinion(s) in audit report

During the year under review, there is no audit qualification on the Company's financial statements. The Company continues to adopt best practices to ensure regime of unmodified audit opinion.

D. Reporting of internal auditor

The Internal Auditors reports to the Audit Committee of the Company. They participate in the meetings of the Audit Committee of the Board of Directors of the Company and present their internal audit observations to the Audit Committee.

Web link where policy for determining 'material' subsidiaries is disclosed; - https://apcotex.com/policy/material_subsidary_policy.pdf

e. Web link of policy on dealing with related party transactions:

The web link of policy on dealing with related party transactions is provided in Director Report.

f. Details of preferential allotment or qualified institutions placement as specified under Regulation 32 (7A)

The Company has not raised funds through preferential allotment or Qualified Institutional Placement.

g. Certificate from company secretary in practice regarding Non-disqualification of Directors

The Company has obtained a certificate from M/s. D. S. Momaya & Co., Company Secretaries that none of the directors on the board of the company have been debarred or disqualified from being appointed or continuing as directors of companies by the Board/Ministry of Corporate Affairs or any such statutory authority.

Certificate of Non-Disqualification of Directors

[Pursuant to Regulation 34(3) and Schedule V Para C clause (10)(i) of the SEBI (Listing Obligations and Disclosure Requirements) Regulations, 2015]

To,

The Members

Apcotex Industries Ltd

49-53, Mahavir Centre, Sector 17,
Vashi, Navi Mumbai- 400703.

We have examined the relevant registers, records, forms, returns and disclosures received from **Apcotex Industries Limited, (CIN L99999MH1986PLC039199)** having registered office at **49-53, Mahavir Centre, Sector 17, Vashi, Navi Mumbai - 400703** (hereinafter referred to as '**the Company**') produced before us by the Company for the purpose of issuing this Certificate, in accordance with Regulation 34(3) read with Schedule V Para-C Sub clause 10 (i) of the Securities Exchange Board of India (Listing Obligations and Disclosure Requirements) Regulations, 2015.

In our opinion and to the best of our information and according to the verifications / information available on the websites of Ministry of Corporate Affairs/SEBI/Stock Exchanges/ other regulatory authorities. We hereby certify that none of the Directors on the Board of the Company as stated below for the financial year ended on **31st March 2022**, have been debarred or disqualified from being appointed or continuing as Directors of companies by the Securities and Exchange Board of India, Ministry of Corporate Affairs, or any such other Statutory Authority.

Sr. No.	Name of Director	DIN	Date of appointment in company
1.	Amit Champaklal Choksey	00001470	21/11/1997
2.	Atul Champaklal Choksey	00002102	23/01/1991
3.	Abhiraj Atul Choksey	00002120	26/11/2002
4.	Shailesh Shankarlal Vaidya	00002273	21/01/2012
5.	Sivaram Swaminathan	00009900	27/03/1996
6.	Kamlesh Shivji Vikamsey	00059620	25/01/2013
7.	Priyamvada Ashesh Bhumkar	00726138	31/10/2014
8.	Udayan Dileep Choksi	02222020	27/07/2018
9.	Ravishankar Lakshmanam Sharma	08739672	21/05/2020

Ensuring the eligibility for the appointment/continuity of every Director on the Board is the responsibility of the management of the Company. This certificate is not an assurance to the future qualification / disqualification of Directors of the Company.

For D. S. Momaya & Co.
Company Secretaries

Date: 27th April 2022
Place: Navi Mumbai
UDIN:F007195D000216558

CS Divya Momaya
Proprietor
FCS No. 7195/CP No. 7885

- h. Recommendation of Committee
- i. All the recommendations of the committees are accepted by the Board.
- j. Total fees paid to Statutory Auditor of the Company

The details of total fees, for all services paid to the statutory auditor for financial year 2021-22.

Particulars	Amount in Rs. (lacs)
Auditor's remuneration and expenses:	
Statutory audit fees	15.00
Fees for other audit related services:	
Fees for certification and other services	0.20
Reimbursement of out-of-pocket expenses	0.27
Total	15.47

SGDG & Associates LLP, statutory auditor is not part of any network firm.

- k. Disclosures in relation to the Sexual Harassment of Women at Workplace (Prevention, Prohibition and Redressal) Act, 2013

The Disclosures in relation to the Sexual Harassment of Women at Workplace (Prevention, Prohibition and Redressal) Act, 2013 is provided in Directors' Report.

- l. Risk Management:

The Company has since 2004-05, undertaken the exercise of identifying risks being faced by the company and ways for mitigating such risks. Risk minimisation is being built up in the operating systems. Risks are periodically reviewed at both Audit committee level and Board of Directors of the company. The company had constituted the Risk Management Committee of Board comprising of Dr. S. Sivaram, Mr. Abhiraj Choksey and Mr. Ravi Shankar Sharma in the meeting held on 12th October 2021.

- m. Meeting of Independent Directors:

The company's Independent Directors met on 29th March 2022 without the presence of the Managing Director, Non-Executive Non-Independent Directors, and the Management representatives. The meeting was attended by majority of the Independent Directors and was conducted informally to enable the Independent Directors to discuss matters pertaining to the Company's affairs and put forth their combined views to the Board of Directors of the Company.

- n. Code of Conduct:

The Company has adopted a Code of Conduct for Directors and members of Senior Management which was revised and approved by Board at the their Meeting held on 28th March 2019 in compliance with recently amended SEBI (Prohibition of Insider Trading) Regulations. The Code is available on the Company's Website at <https://www.apcotex.com/policy/Code%20of%20Conduct%20for%20Board%20Members%20&%20SMP.pdf>. All Board members and senior management personnel have affirmed compliance with the code. A declaration to that effect signed by Mr. Abhiraj A. Choksey, Managing Director is appearing in the Annual Report.

- o. Prohibition of Insider Trading:

In compliance with the provisions of SEBI (Prohibition of Insider Trading Regulations) 2015, as amended from time to time, to preserve the confidentiality and prevent misuse of unpublished price sensitive information (UPSI)/Leak of UPSI, the Company has adopted a Code of Conduct for Insider Trading for prohibition of Insider trading which was revised and approved by Board at their meeting held on 28th March 2019, for Promoters, Member of Promoter group, directors, Designated Person/ Employees, their immediate relatives, designated persons of material subsidiary Company and substantial shareholders in the listed Companies. This policy also provides for periodical disclosures from the designated person as well as pre-clearances of transactions by such persons.

- p. MD and CFO Certification:

Certificate from Mr. Abhiraj Choksey, Managing Director and Mr. Sachin Karwa, Chief Financial Officer in terms of Regulation 17 of SEBI (LODR) Regulations, 2015, was placed before the Board of Directors of the Company in its meeting held on 27th April 2022.

- q. Management Discussion and Analysis forms part of the Directors Report.

- r. Certification of Corporate Governance Report:

Certificate from M/s. D. S. Momaya & Co., Company Secretaries on Corporate Governance, as required under Regulation 34 of SEBI (LODR), Regulations, 2015, is incorporated in this Annual Report.

s. Disclosures on the compliance with Corporate Governance requirements:

The Company has complied with the requirements specified in Regulation 17 to 27 and Clauses (b) to (i) of Regulation 46 (2) of the SEBI (LODR) Regulations, 2015.

13. Unclaimed Dividend

Under the Companies Act, 2013, dividends that are unclaimed for a period of seven years are to be transferred to the Investors Education and Protection Fund, administered by the Central Government. The table given below gives the dates of dividend declaration or payment and the corresponding date when unclaimed dividends will be due to be transferred to the Central Government.

Year	Dividend Account No.	Bank name	Date of declaration	Date due for transfer to Central Government
2014-15	35071962068	State Bank of India	31/07/2015	29/07/2022
2015-16	35933618597		10/08/2016	09/08/2023
2016-17	37018745044		17/08/2017	16/08/2024
2017-18	37799003587		27/07/2018	26/07/2025
2018-19	38459644556		04/06/2019	03/06/2026
2019-20 (Interim Dividend)	39138426434		12/02/2020	11/02/2027
2020-21 (Interim Dividend)	39966916006		28/01/2021	27/01/2028
2020-21	40218355450		09/07/2021	08/07/2028
2021-22 (Interim Dividend)	40746228601		27/01/2022	26/01/2029

The concerned shareholders are requested to claim their unclaimed dividend amount at the earliest.

Transfer of the 'Shares' into Investor Education and Protection Fund (IEPF) (in cases where dividend has not been claimed for seven consecutive years.)

In terms of Section 124(6) of the Act read with Investor Education & Protection Fund (IEPF) Authority (Accounting, Audit, Transfer and Refund) Rules, 2016 as amended, and Notifications issued by the Ministry of Corporate Affairs from time to time, the Company is required to transfer the shares in respect of which dividends have remained unclaimed for a period of seven consecutive years to the IEPF Account established by the Central Government. As required under the said Rules, the Company has transferred 24,182 equity shares to the IEPF Authority account during the financial year.

Guidelines for Investors to file claim in respect of the Unclaimed Dividend or Shares transferred to the IEPF

With effect from 7th September 2016, Investors / Depositors whose unpaid dividends, matured deposits or debentures etc. have been transferred to IEPF under Companies Act, 1956 and/or the Act, can claim the amounts. In addition, claims can also be made in respect of shares which have been transferred into the IEPF, as per the procedures/guidelines stated below:

First Step – Register yourself on IEPF website: www.iepf.gov.in

Second Step – Fill the new web form IEPF-5 online.

Third Step – Attach scan copy of requisite documents with form.

Fourth Step – Take printout of auto generated advance receipt, indemnity bond etc.

Fifth Step – Send all original documents with the Company.

Sixth Step – Company to e-verify the claim in 30 days.

Seventh Step – On the basis of verification report, refund of shares and amount by IEPF Authority to the claimant.

The Nodal Officer of the Company for IEPF refund process is Mr. Anand Kumashi, whose e-mail id is avkumashi@apcotex.com

Dealing with securities returned undelivered which have remained unclaimed

Under Regulation 39(4) of SEBI (LODR) Regulations, 2015 read with Schedule VI "Manner of dealing with Unclaimed Shares", Companies are required to dematerialize such physical shares which have been returned as "Undelivered" by the postal authorities and hold these shares in an "Unclaimed Suspense Account" to be opened with either one of the Depositories viz. NSDL or CDSL and for the shares in demat form, the unclaimed shares shall be credited to "Unclaimed Suspense Account" opened with either one of the Depositories viz. NSDL or CDSL.

All corporate benefits on such shares viz. bonus, dividends etc. will be credited to the unclaimed suspense account as applicable for a period of seven years and thereafter the same will be transferred to Investor Education and Protection Fund in accordance with the provisions of Investor Education and Protection Fund Authority (Accounting, Audit, Transfer, and Refund) Rules, 2016 (IEPF Rules) read with Section 124(6) of the Act.

In compliance with Regulation 39(4) of SEBI (LODR) Regulations, 2015, the Company has opened a demat account titled “**Apcotex Industries Limited Unclaimed Securities Suspense Account**” and has transferred in it all the shares which are returned undelivered to the shareholders.

Apcotex Industries Limited Unclaimed Securities Suspense Account is held by the company on behalf of the shareholders who are entitled to the shares and such shares shall not be transferred in any manner except for the purpose of crediting the shares to the shareholder in dematerialized form, as and when shareholder approaches the company.

When the shareholder approaches the company, the company shall, after proper verification of the identity following the request letter from the shareholder, credit the shares lying in the Apcotex Industries Limited Unclaimed Securities Suspense Account, to the demat account of the shareholder to the extent of their entitlement.

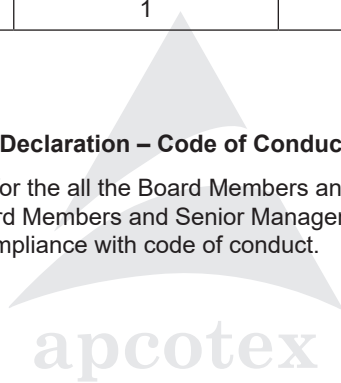
The voting rights on these shares shall remain frozen till the rightful owner of such shares claims the shares.

The concerned shareholders are requested to contact the Company/Link Intime India Pvt Ltd, Registrar and Share Transfer agent of the Company, to claim the shares back which are already transferred to Apcotex Industries Limited Unclaimed Securities Suspense Account.

Number of shareholders at the beginning of the year	Outstanding shares at the beginning of the year	Number of shareholders who approached Company for transfer of shares during the year	Number of shareholders to whom shares were transferred during the year	Number of shareholders at the end of the year	Outstanding shares at the end of the year
Nil	Nil	1	Nil	1853	284630

Declaration – Code of Conduct

The Board has laid down the code of conduct for the all the Board Members and Senior Management of the company, which is posted on the Company’s Website. All the Board Members and Senior Management personnel of the company, for the financial year ended 31st March 2022, have affirmed compliance with code of conduct.



For Apcotex Industries Limited

Date : 27th April 2022
Place : Mumbai

Abhiraj A. Choksey
Managing Director
DIN: 00002120

COMPLIANCE CERTIFICATE ON COMPLIANCE OF CONDITIONS OF CORPORATE GOVERNANCE

To the Members of Apcotex Industries Limited
49-53, Mahavir Centre, Sector 17,
Vashi, Navi Mumbai - 400703.

We have examined all the relevant records of **Apcotex Industries Limited** (CIN:L99999MH1986PLC039199) for the purpose of certifying compliance of conditions of the Corporate Governance under SEBI (Listing Obligations and Disclosure Requirements) Regulations, 2015, for the financial year ended 31st March 2022. We have obtained all the information and explanations which to the best of our knowledge and belief were necessary for the purposes of certification.

The compliance of conditions of corporate governance is the responsibility of the Management. Our examination was limited to the procedure and implementation process adopted by the Company for ensuring the compliance of the conditions of the corporate governance.

This certificate is neither an assurance as to the future viability of the Company nor of the efficacy or effectiveness with which the management has conducted the affairs of the Company.

In our opinion and to the best of our information and according to the explanations and information furnished to us, we certify that the Company has complied with all the requirements of Corporate Governance as stipulated in SEBI (Listing Obligations and Disclosure Requirements) Regulations, 2015, for the financial year ended 31st March 2022.

Date : 27thApril 2022
Place: Navi Mumbai
UDIN:F007195D000216481



For D. S. Momaya & Co.
Company Secretaries

CS Divya Momaya
Proprietor
FCS No. 7195/CP No. 7885

MANAGING DIRECTOR AND CHIEF FINANCIAL OFFICER (CFO) CERTIFICATION


We the undersigned, in our respective capacities as Managing Director and CFO of Apcotex Industries Ltd to the best of our knowledge and belief certify that:

- A. We have reviewed the Financial Statements for the financial year ended 31st March 2022 and that to the best of our knowledge and belief:
1. These Statements do not contain any materially untrue statement or omit any material fact or contain statements that might be misleading;
 2. These Statements together present a true and fair view of the Company and are in compliance with existing Indian Accounting Standards, applicable laws and regulations.
- B. There are, to the best of our knowledge and belief, no transactions entered into by the Company during the financial year which are fraudulent, illegal or violative of the Company's code of conduct.
- C. We accept responsibility for establishing and maintaining internal controls for financial reporting and that we have evaluated the effectiveness of internal control systems of the Company pertaining to financial reporting and we have disclosed to the auditors and the audit committee, deficiencies in the design or operation of such internal controls, if any, of which we are aware and the steps we have taken or propose to take to rectify these deficiencies.
- D. We have indicated to the auditors and the Audit committee
1. significant changes in internal control over financial reporting during the financial year;
 2. significant changes in accounting policies during the financial year and that the same have been disclosed in the notes to the accounts; and
 3. instances of significant fraud of which we have become aware and the involvement therein, if any, of the management or an employee having a significant role in the Company's internal control system over financial reporting.

Abhiraj A. Choksey
Managing Director

Sachin J. Karwa
Chief Financial Officer

Date: 27th April 2022
Place: Mumbai



BUSINESS RESPONSIBILITY REPORT FOR FINANCIAL YEAR - 2021-22

Apcotex Industries Limited is committed to manage its operations including deployment of resources using principles of sustainable development to minimize impact on environment and protect health & safety of its employees, service providers, neighboring communities and customers.

The Company's approach to sustainable development is incorporated into its business strategy. An integral part of that sustainable journey is its continuous endeavor to protect environment through conservation of water and energy, minimization of waste and its environmentally sound disposal.

In keeping with the Company's commitment to responsibility and accountability towards all its stakeholders and the Company's efforts to conduct business with responsibility, the Company is pleased to present its Business Responsibility Report (BRR) for the financial year 2021-22 in line with Regulation 34(2)(f) of the SEBI (Listing Obligations and Disclosure Requirements) Regulations, 2015.

Section A: General Information about the Company

Sr. No.	Particulars	Company Information
1	Corporate Identity Number of the Company	L99999MH1986PLC039199
2	Name of the Company	Apcotex Industries Limited
3	Registered address	49-53, Mahaveer Centre, Plot no. 77, Sector 17, Vashi, Navi Mumbai-400703
4	Website	www.apcotex.com
5	E-mail id	redressal@apcotex.com
6	Financial year reported	31 st March 2022
7	Sector (s) that the Company is engaged in (industrial activity code-wise)	Manufacture of synthetic rubber – NIC Code 20132 Manufacture of other products or preparations of kind used in the textile, paper, leather and like industries – NIC Code 20297
8	List three key products/services that the Company manufactures/provides (as in balance sheet)	Synthetic Rubber (Nitrile Rubber, High Styrene Rubber, Nitrile Polyblends and Nitrile Powder) Synthetic Latex (XNB Latex, VP Latex, Styrene Acrylics and Nitrile Latex)
9	Total number of locations where business activity is undertaken by the Company	(a) Number of International Locations (Provide details of major 5) <ul style="list-style-type: none"> • Company does not have International Locations (b) Number of National Locations <ul style="list-style-type: none"> • Corporate office - Mumbai • Registered office – Navi Mumbai • Manufacturing Unit – Taloja, Maharashtra and Valia, Gujarat
10	Markets served by the Company – Local/State/ National/International	<ul style="list-style-type: none"> • India through domestic operations • Exports are done to other countries such as Malaysia, Thailand, Vietnam, UAE, Saudi Arabia, Egypt, etc

Section B: Financial Details of the Company

Sr. No.	Particulars	Company Information
1	Paid up Capital (INR)	Rs.1,036.90 lacs
2	Total Turnover (INR)	Rs. 95,689.09 lacs
3	Total profit after taxes (INR)	Rs. 9,880.61 lacs
4	Total Spending on Corporate Social Responsibility (CSR) 1. In Rs. 2. as a percentage of average net profit of the Company for last 3 financial year	1. Rs.93.08 lacs 2. 2%
5	List of activities in which expenditure in 4 above has been incurred:	Refer Section E: Principle 4

Section C: Other Details

Sr. No.	Particulars	Company Information
1	Does the Company have any Subsidiary Company / Companies?	No
2	Do the Subsidiary Company/Companies participate in the BR Initiatives of the parent company? If yes, then indicate the number of such subsidiary company(s)	Not applicable
3	Do any other entity/entities (e.g. suppliers, distributors etc.) that the Company does business with, participate in the BR initiatives of the Company? If yes, then indicate the percentage of such entity/entities [Less than 30%, 30-60%, More than 60%]	No

Section D: Business Responsibility Information

1. Details of Director/Directors responsible for Business Responsibility

(a) Details of the Director responsible for implementation of the Business Responsibility policy/policies

Sr. No.	Particulars	Details
1	DIN Number (if applicable)	00002120
2	Name	Shri Abhiraj Choksey
3	Designation	Managing Director

(b) Details of the Business Responsibility head

Sr. No.	Particulars	Details
1	DIN Number (if applicable)	08739672
2	Name	Shri Ravishankar Sharma
3	Designation	Executive Director
4	Telephone number	022 27403500
5	e-mail id	ravishankar.sharma@apcotex.com

2. Principle-wise (as per National Voluntary Guidelines) Business Responsibility Policy/policies

Principles	Description
Principle 1	Businesses should conduct and govern themselves with Ethics, Transparency and Accountability
Principle 2	Businesses should provide goods and services that are safe and contribute to sustainability throughout their life cycle
Principle 3	Businesses should promote the well-being of all employees
Principle 4	Businesses should respect the interests of and be responsive towards all stakeholders, especially those who are disadvantaged, vulnerable and marginalized
Principle 5	Businesses should respect and promote human rights
Principle 6	Business should respect, protect and make efforts to restore the environment
Principle 7	Businesses, when engaged in influencing public and regulatory policy, should do so in a responsible manner
Principle 8	Businesses should support inclusive growth and equitable development
Principle 9	Businesses should engage with and provide value to their customers and consumers in a responsible manner

a. Details of compliance (Reply in Y/N)

Sr. No.	Questions	P 1	P 2	P 3	P 4	P 5	P 6	P 7	P 8	P 9	
1	Do you have a policy/ policies for...	Y									
2	Has the policy being formulated in consultation with the relevant stakeholders?	Policy has been formulated in consultation with the internal stakeholders of the Company. The external stakeholders are being consulted as per business requirements and on need basis									
3	Does the policy conform to any national / international standards? If yes, specify? (50 words)	Yes. The Policy conforms to the principle of National Voluntary Guidelines on Environmental and Economic Responsibilities of Business (NVGs), notified by Ministry of Corporate Affairs									
4	Has the policy being approved by the Board? If yes, has it been signed by MD/Owner/ CEO/ appropriate Board Director?	Y									
5	Does the company have a specified committee of the Board/ Director/ Official to oversee the implementation of the policy?	Y									
6	Indicate the link for the policy to be viewed online?	https://www.apcotex.com/policy/Business_Responsibility_Policy.pdf									
7	Has the policy been formally communicated to all relevant internal and external stakeholders?	Y									
8	Does the company have in-house structure to implement the policy/ policies.	Y									
9	Does the Company have a grievance redressal mechanism related to the policy/ policies to address stakeholders' grievances related to the policy/ policies?	Y									
10	Has the company carried out independent audit/ evaluation of the working of this policy by an internal or external agency?	N									

b. If answer to the question at serial number 1 against any principle, is 'No', please explain why: (Tick up to 2 options) – **NOT APPLICABLE**

3. **Governance related to Business Responsibility**

Information with reference to Business Responsibility framework:

Sr. No.	Question	Information
1	Indicate the frequency with which the Board of Directors, Committee of the Board or CEO assesses the BR performance of the Company. Within 3 months, 3-6 months, annually more than 1 year	The Company/Business Responsibility Committee assesses the Business Responsibility performance annually.
2	Does the Company publish a BR or a Sustainability Report? What is the hyperlink for viewing this report? How frequently it is published?	The Business Responsibility Report is available on company's website www.apcotex.com . It will be published annually.

Section E: Principle-Wise Performance

Principle 1: Business should conduct and govern themselves with Ethics, Transparency and Accountability

Apcotex Industries Limited (Apcotex) believes in conducting its affairs in a fair, transparent and professional manner and maintaining good ethical standards, transparency and accountability in its dealings with all its constituents.

Information with reference to Business Responsibility Report framework:

Sr. No.	Question	Information
1	Does the policy relating to ethics, bribery and corruption cover only the company? Yes/ No. Does it extend to the Group/ Joint Ventures/ Suppliers/Contractors/NGOs /Others?	Yes, the policy relating to ethics, bribery and corruption covered only the Company. It does not extend to the Group/ Joint Ventures/ Suppliers/Contractors/NGOs /Others.
2	How many stakeholder complaints have been received in the past financial year and what percentage was satisfactorily resolved by the management? If so, provide details thereof, in about 50 words or so	The Company has received shareholders complaints which were resolved / attended during the financial year.

Principle 2: Business should provide goods and services that are safe and contribute to sustainability throughout their life cycle

Apcotex is committed to ensure compliance with relevant standards of environment, health and safety commencing at the product design itself, and is extended to the entire life cycle of the product.

Information with reference to Business Responsibility Report framework:

Sr. No.	Question	Information																
1	List up to 3 of your products or services whose design has incorporated social or environmental concerns, risks and/ or opportunities.	- Construction Latex - Paper Latex - Nitrile Latex																
2	For each such product, provide the following details in respect of resource used (energy, water, raw material etc.) per unit of product(optional): (a) Reduction during sourcing/production/ distribution achieved since the previous year throughout the value chain? (b) Reduction during usage by consumers (energy, water) has been achieved since the previous year?	We monitor and report the water, energy and emissions performance at a company level (and not product-wise). The Company is committed to conservation and optimal utilization of all resources. <table border="1"> <thead> <tr> <th>Resource</th> <th>20-21</th> <th>21-22</th> <th>% red.</th> </tr> </thead> <tbody> <tr> <td>Water (m3/MT)</td> <td>22.35</td> <td>20.03</td> <td>-10.4</td> </tr> <tr> <td>Power (Kwh/MT)</td> <td>725.21</td> <td>694.2</td> <td>-4.3</td> </tr> <tr> <td>Coal (Kwh/MT)</td> <td>146.93</td> <td>5357</td> <td>*</td> </tr> </tbody> </table>	Resource	20-21	21-22	% red.	Water (m3/MT)	22.35	20.03	-10.4	Power (Kwh/MT)	725.21	694.2	-4.3	Coal (Kwh/MT)	146.93	5357	*
Resource	20-21	21-22	% red.															
Water (m3/MT)	22.35	20.03	-10.4															
Power (Kwh/MT)	725.21	694.2	-4.3															
Coal (Kwh/MT)	146.93	5357	*															
3	Does the company have procedures in place for sustainable sourcing (including transportation)? (a) If yes, what percentage of your inputs was sourced sustainably? Also, provide details thereof, in about 50 words or so.	No.																
4	Has the company taken any steps to procure goods and services from local & small producers, including communities surrounding their place of work? (a) If yes, what steps have been taken to improve their capacity and capability of local and small vendors?	Company is developing alternate supplier for its raw material and services where local producers are preferred. Following steps have been taken to improve their capacity and capability of local and small vendors: 1. Training to vendors 2. Regular Audit of vendors 3. Annual performance evaluation																
5	Does the company have a mechanism to recycle products and waste? If yes, what is the percentage of recycling of products and waste (separately as <5%, 5-10%, >10%). Also, provide details thereof, in about 50 words or so.	Yes. <5%. This is transformed into a useful product and sold to authorized recyclers who use it for making rubber based products.																

Principle 3: Business should promote the wellbeing of all employees

Apcotex considers human resource as the valuable asset and essential for persistent growth of business. Company's code of conduct / policy provide guidelines for employees well-being related to participation, freedom, gender equality and harassment free work place. We give emphasis on capacity building of the personnel based on job/role requirements, technical knowledge and soft skills.

Information with reference to Business Responsibility Report framework:

Sr. No.	Question	Information			
1	Please indicate the Total number of employees on the payroll of the Company	483			
2	Please indicate the Total number of employees hired on temporary/contractual/casual basis.	611			
3	Please indicate the Number of permanent women employees.	10			
4	Please indicate the Number of permanent employees with disabilities	1			
5	Do you have an employee association that is recognized by management?	We have internal workers committee at Valia Plant and Workmen Union Committee (Taloja Plant), which were recognized by the Management.			
6	What percentage of your permanent employees are members of this recognized employee association?	23%			
7	Please indicate the Number of complaints relating to child labour, forced labour, involuntary labour, sexual harassment in the last financial year and pending, as on the end of the financial year.	Sr. No	Category	No of complaints filed during the financial year	No of complaints pending as on end of the financial year
		1	Child labour / forced Labour / involuntary labour	Nil	Nil
		2	Sexual harassment	Nil	Nil
		3	Discriminatory employment	Nil	Nil
8	What percentage of your under mentioned employees were given safety & skill up-gradation training in the last year? (a) Permanent Employees (b) Permanent Women Employees (c) Casual/Temporary/Contractual Employees (d) Employees with Disabilities	(a) Permanent Employees: 80% (b) Permanent Women Employees: 100% (c) Casual/Temporary/Contractual Employees: 90% (d) Employees with Disabilities: 100%			

Principle 4: Business should respect the interests of, and be responsive towards all stakeholders, especially those who are disadvantaged, vulnerable and marginalized

Apcotex recognizes the interest of all communities including those of disadvantaged, vulnerable, marginalized and weaker sections of the society and actively engages with them. It believes that it has a responsibility to think and act beyond the interests of its shareholders to include all its stakeholders especially interests of the weaker sections of the society.

Apcotex is committed to providing a safe and healthy workplace. Making sure that our employees, associates and contractors return home from work safely each day is more important than anything else. We are committed to ensuring zero harm to our employees, associates and contractors and the communities in which we operate. This is integral to our business and is laid down in our health and safety policies, standards and working procedures.

Information with reference to Business Responsibility Report framework:

Sr. No.	Question	Information
1	Has the company mapped its internal and external stakeholders? Yes/No	Yes
2	Out of the above, has the company identified the disadvantaged, vulnerable & marginalized stakeholders.	Yes
3	Are there any special initiatives taken by the company to engage with the disadvantaged, vulnerable and marginalized stakeholders. If so, provide details thereof, in about 50 words or so.	The company has made conscious efforts towards the disadvantaged, vulnerable and marginalized stakeholders residing in close proximity of the manufacturing units. The Company deployed need based community program in the areas of education, health, skill development, sanitation and livelihood improvement. Some of the initiatives taken during the financial year are: <ul style="list-style-type: none"> • Community development work • Free education to children from economically weaker sections of the Society, schedule tribes and other communities • Education of children from economically weaker sections of the Society under the school's inclusion program

Principle 5: Businesses should respect and promote human rights.

Apcotex recognizes the human rights and treats others with dignity and respect. It believes that it is one's fundamental rights to live with dignity and respect. Company has adopted a Policy on Human Resources and Prevention of Sexual Harassment at work place to provide safe and healthy work environment to its employees by establishing a guidelines to deter any sexual harassment at work.

Information with reference to Business Responsibility Report framework:

Sr. No.	Question	Information
1	Does the policy of the company on human rights cover only the company or extend to the Group / Joint Ventures / Suppliers / Contractors / NGOs / Others?	Business Responsibility Policy / HR Policy endeavours to protect Human Rights at workplace. The Company's procedures and practices always strives to protect Human Rights even within the organization and all activities undertaken through Group / Joint Ventures / Suppliers / Contractors / NGOs / Others.
2	How many stakeholder complaints have been received in the past financial year and what percent was satisfactorily resolved by the management?	The Company did not receive any complaints with regards to human rights violation in the financial year 2021-22.

Principle 6: Businesses should respect, protect and make efforts to restore the environment.

Apcotex is committed to prevent the wasteful use of natural resources and minimize any hazardous impact of the development, production, use and disposal of any products and services on the ecological environment.

Information with reference to Business Responsibility Report framework:

Sr. No.	Question	Information
1	Does the policy related to Principle 6 cover only the company or extends to the Group / Joint Ventures / Suppliers / Contractors / NGOs / others.	The policy related to Principle 6 covers the Company and its other stakeholders to the extent possible.
2	Does the company have strategies/ initiatives to address global environmental issues such as climate change, global warming, etc? Y/N. If yes, please give hyperlink for webpage etc.	Yes. Please refer: <ul style="list-style-type: none"> • Annexure I to Directors' Report - Conservation of Energy, Technology Absorption and Foreign Exchange Earnings and Outgo • Annexure IV to Directors' Report - Corporate Social Responsibility activities
3	Does the company identify and assess potential environmental risks? Y/N	Yes, the Company has mechanism to identify and assess potential environmental risks at both its plants.
4	Does the company have any project related to Clean Development Mechanism? If so, provide details thereof, in about 50 words or so. Also, if Yes, whether any environmental compliance report is filed?	The Company has not carried out any particular project related to clean development mechanism.

Sr. No.	Question	Information
5	Has the company undertaken any other initiatives on – clean technology, energy efficiency, renewable energy, etc. Yes/No. If yes, please give hyperlink for web page etc.	Yes. Please refer annexure I to Directors' Report - Conservation of Energy, Technology Absorption and Foreign Exchange Earnings and Outgo. The management of the Company is working towards Zero Liquid Discharge (ZLD) at both the plants.
6	Are the Emissions/Waste generated by the company within the permissible limits given by CPCB/SPCB for the financial year being reported?	Yes, the emissions / waste generated by the Company are well within the permissible limits given by CPCB / SPCB for the financial year under review
7	Number of show cause / legal notices received from CPCB/ SPCB which are pending (i.e. not resolved to satisfaction) as on end of Financial Year.	Nil

Principle 7: Businesses, when engaged in influencing public and regulatory policy, should do so in a responsible manner

Apcotex engages with industry bodies and associations to influence public and regulatory policy in a responsible manner and advocating best practices for the benefit of society at large.

Information with reference to Business Responsibility Report framework:

Sr. No.	Question	Information
1	Is your company a member of any trade and chamber or association? If Yes, Name only those major ones that your business deals with:	Yes. 1. Bombay Chamber of Commerce and Industry 2. Confederation of Industry association 3. Indian Chemical Council, etc
2	Have you advocated/lobbied through above associations for the advancement or improvement of public good? Yes/No; if yes, specify the broad areas (drop box: Governance and Administration, Economic Reforms, Inclusive Development Policies, Energy security, Water, Food Security, Sustainable Business Principles, Others)	No

Principle 8: Businesses should support inclusive growth and equitable development.

Apcotex believes in the principle of trusteeship. Apcotex has from its inception served society by taking forward this philosophy and catalyzing societal welfare through focused projects in the healthcare, education, etc especially for the needy and weaker sections of the society. The company has adopted a CSR policy through which it undertakes the projects in accordance with Schedule VII of the Companies Act, 2013.

Information with reference to Business Responsibility Report framework:

Sr. No.	Question	Information
1	Does the company have specified programs / initiatives / projects in pursuit of the policy related to Principle 8? If yes details thereof.	The Company's CSR programme focuses on education and healthcare for weaker sections of society.
2	Are the programs / projects undertaken through in-house team / own foundation / external NGO / government structures / any other organization?	The programmes / projects detailed in point no. 1 have been undertaken through external NGOs as well as a few projects through in-house teams.
3	Have you done any impact assessment of your initiative?	The management closely monitors the spending of its contributions towards the above social causes and the Company's Directors / officials are paying regular visits to the projects where the projects are implemented. Impact assessment of a strategic project taken up at Valia will be done in 2022-2023.
4	What is your company's direct contribution to community development projects- Amount in INR and the details of the projects undertaken.	The details of Company's CSR spent as also the names of the Institutions through which the amount is spent along with the details of their projects are given in the Annual Report on CSR activities (Please refer Annexure IV to the Directors' Report), which forms part of this Report
5	Have you taken steps to ensure that this community development initiative is successfully adopted by the community? Please explain in 50 words, or so	The Company seeks detailed reports and has regular review meetings with the institutions regarding the details of their spending from time to time.

Principle 9: Businesses should engage with and provide value to their customers and consumers in a responsible manner.

Apcotex has long standing relationships with its customers built on the back of a successful track record of delivering the most high performance and cost efficient products. The Company continues to strive to make available goods that are safe, competitively priced, easy to use and safe to dispose off, for the benefit of its customers and end users.

Information with reference to Business Responsibility Report framework:

Sr. No.	Question	Information
1	What percentage of customer complaints/consumer cases are pending as on the end of financial year.	17.78
2	Does the company display product information on the product label, over and above what is mandated as per local laws? Yes / No / N.A. / Remarks (additional information)	Yes. Remark: Additional information regarding the product is being provided through Material Safety Data Sheet to all the customers.
3	Is there any case filed by any stakeholder against the company regarding unfair trade practices, irresponsible advertising and/or anti-competitive behaviour during the last five years and pending as on end of financial year. If so, provide details thereof, in about 50 words or so.	No
4	Did your company carry out any consumer survey / consumer satisfaction trends?	Yes, as per ISO requirements, Company is conducting consumer satisfaction survey on yearly basis.



INDEPENDENT AUDITOR'S REPORT

To
The Members of
Apcotex Industries Limited
Report on the Financial Statements

Opinion

We have audited the accompanying financial statements of **Apcotex Industries Limited** ('the Company'), which comprise the Balance Sheet as at 31st March 2022, the Statement of Profit and Loss (including Other Comprehensive Income), the Statement of Changes in Equity and the Statement of Cash Flows for the year then ended and notes to the financial statements, including a summary of significant accounting policies and other explanatory information (herein after referred to as 'the financial statements').

In our opinion and to the best of our information and according to the explanations given to us, the aforesaid financial statements give the information required by the Companies Act, 2013 ("the Act") in the manner so required and give a true and fair view in conformity with the Indian Accounting Standards prescribed under section 133 of the Act read with the Companies (Indian Accounting Standards) Rules, 2015, as amended, ("Ind AS") and other accounting principles generally accepted in India, of the state of affairs of the Company as at 31st March 2022, the profit and total comprehensive income, changes in equity and its cash flows for the year ended on that date.

Basis for Opinion

We conducted our audit in accordance with the Standards on Auditing (SAs) specified under Section 143(10) of the Act. Our responsibilities under those Standards are further described in the *Auditors Responsibilities for the Audit of the Financial Statements* section of our report. We are independent of the Company in accordance with the *Code of Ethics* issued by the Institute of Chartered Accountants of India together with the ethical requirements that are relevant to our audit of the financial statements under the provisions of the Act and the Rules thereunder, and we have fulfilled our other ethical responsibilities in accordance with these requirements and the Code of Ethics. We believe that the audit evidence we have obtained is sufficient and appropriate to provide a basis for our opinion on the financial statements.

Key Audit Matters

Key audit matters are those matters that, in our professional judgment, were of most significance in our audit of the financial statements of the current period. These matters were addressed in the context of our audit of the financial statements as a whole, and in forming our opinion thereon, and we do not provide a separate opinion on these matters. We have determined the matters described below to be the key audit matters to be communicated in our report.

Sr No.	Key Audit Matter	How our audit addressed the key audit matter
1.	<p>Capitalisation of Property Plant and Equipment (PPE):</p> <p>The Company has invested in PPE during the year ended 31st March 22. The significant level of capital expenditure requires consideration to ensure that the capitalisation of PPE meets the specific recognition criteria in Indian Accounting Standard (Ind AS) 16 Property, Plant and Equipment.</p>	<p>Our audit included assessing the nature of PPE capitalised by the Company to test the validity of the amounts capitalised with source documentation and evaluating whether assets capitalised meet the recognition criteria in Ind AS 16.</p> <p>We have tested the design, implementation and operating effectiveness of controls in respect of capital work in progress and capitalisation of PPE.</p> <p>We have physically verified the existence of PPE.</p>

Information Other than the Financial Statements and Auditor's Report Thereon

The Company's Board of Directors is responsible for the preparation of the other information. The other information comprises the information included in the Management Discussion and Analysis, Board's Report including Annexures to Board's Report, Corporate Governance, Business Responsibility report and Shareholder's Information, but does not include the financial statements and our auditor's report thereon. Our opinion on the financial statements does not cover the other information and we do not express any form of assurance conclusion thereon.

In connection with our audit of the financial statements, our responsibility is to read the other information and, in doing so, consider whether the other information is materially inconsistent with the financial statements, or our knowledge obtained during the course of our audit or otherwise appears to be materially misstated. If, based on the work we have performed, we conclude that there is a material misstatement of this other information, we are required to report that fact. We have nothing to report in this regard.

Management's Responsibility for the Financial Statements

The Company's Board of Directors is responsible for the matters stated in section 134(5) of the Act, with respect to the preparation of these financial statements that give a true and fair view of the financial position, financial performance, changes in equity and cash flows of the Company in accordance with the accounting principles generally accepted in India, including the Indian Accounting Standards specified under Section 133 of the Act. This responsibility also includes maintenance of adequate accounting records in accordance with the provisions of the Act for safeguarding the assets of the Company and for preventing and detecting frauds and other irregularities;

selection and application of appropriate implementation and maintenance of accounting policies; making judgments and estimates that are reasonable and prudent; and design, implementation and maintenance of adequate internal financial controls, that were operating effectively for ensuring the accuracy and completeness of the accounting records, relevant to the preparation and presentation of the financial statements that give a true and fair view and are free from material misstatement, whether due to fraud or error.

In preparing the financial statements, management is responsible for assessing the Company's ability to continue as a going concern, disclosing, as applicable, matters related to going concern and using the going concern basis of accounting unless management either intends to liquidate the Company or to cease operations, or has no realistic alternative but to do so.

The Board of Directors are responsible for overseeing the Company's financial reporting process.

Auditor's Responsibility for the Audit of the Financials Statements

Our objectives are to obtain reasonable assurance about whether the financial statements as a whole are free from material misstatement, whether due to fraud or error, and to issue an auditor's report that includes our opinion. Reasonable assurance is a high level of assurance but is not a guarantee that an audit conducted in accordance with SAs will always detect a material misstatement when it exists. Misstatements can arise from fraud or error and are considered material if, individually or in the aggregate, they could reasonably be expected to influence the economic decisions of users taken on the basis of these financial statements.

As part of an audit in accordance with SAs, we exercise professional judgment and maintain professional skepticism throughout the audit. We also:

- Identify and assess the risks of material misstatement of the financial statements, whether due to fraud or error, design and perform audit procedures responsive to those risks, and obtain audit evidence that is sufficient and appropriate to provide a basis for our opinion. The risk of not detecting a material misstatement resulting from fraud is higher than for one resulting from error, as fraud may involve collusion, forgery, intentional omissions, misrepresentations, or the override of internal control.
- Obtain an understanding of internal control relevant to the audit in order to design audit procedures that are appropriate in the circumstances. Under section 143(3) (i) of the Act, we are also responsible for expressing our opinion on whether the company has adequate internal financial controls system in place and the operating effectiveness of such controls.
- Evaluate the appropriateness of accounting policies used and the reasonableness of accounting estimates and related disclosures made by management.
- Conclude on the appropriateness of management's use of the going concern basis of accounting and, based on the audit evidence obtained, whether a material uncertainty exists related to events or conditions that may cast significant doubt on the Company's ability to continue as a

going concern. If we conclude that a material uncertainty exists, we are required to draw attention in our auditor's report to the related disclosures in the financial statements or, if such disclosures are inadequate, to modify our opinion. Our conclusions are based on the audit evidence obtained up to the date of our auditor's report. However, future events or conditions may cause the Company to cease to continue as a going concern.

- Evaluate the overall presentation, structure and content of the financial statements, including the disclosures, and whether the financial statements represent the underlying transactions and events in a manner that achieves fair presentation.

We communicate with those charged with governance regarding, among other matters, the planned scope and timing of the audit and significant audit findings, including any significant deficiencies in the internal control that we identify during our audit.

We also provide those charged with governance with a statement that we have complied with relevant ethical requirements regarding independence and to communicate with them all relationships and other matters that may reasonably be thought to bear on our independence and where applicable, related safeguards.

From the matters communicated with those charged with governance, we determine those matters that were of most significance in the audit of the financial statements of the current period and are therefore the key audit matters. We describe these matters in our auditor's report unless law or regulation precludes public disclosure about the matter or when, in extremely rare circumstances, we determine that a matter should not be communicated in our report because the adverse consequences of doing so would reasonably be expected to outweigh the public interest benefits of such communication.

Report on Other Legal and Regulatory Requirements

- 1) As required by the Companies (Auditor's Report) Order, 2020 ("the Order") issued by the Central Government in terms of Section 143(11) of the Act, we give in "**Annexure A**" a statement on matters specified in paragraphs 3 and 4 of the order
- 2) As required by Section 143(3) of the Act, we report that:
 - (a) We have sought and obtained all the information and explanations which to the best of our knowledge and belief were necessary for the purposes of our audit;
 - (b) In our opinion, proper books of account as required by law have been kept by the Company so far as it appears from our examination of those books;
 - (c) The Balance Sheet, the Statement of Profit and Loss including Other Comprehensive Income, Statement of Changes in Equity and the Statement of Cash Flow dealt with by this Report are in agreement with the books of account;
 - (d) In our opinion, the aforesaid financial statements comply with the Indian Accounting Standards

specified under Section 133 of the Act read with Rule 7 of the Companies (Accounts) Rules, 2014;

- (e) On the basis of the written representations received from the directors as on 31st March, 2022 taken on record by the Board of Directors, none of the director is disqualified as on 31st March, 2022 from being appointed as a director in terms of Section 164(2) of the Act;
- (f) With respect to the adequacy of the internal financial controls over financial reporting of the Company and the operating effectiveness of such controls refer to our separate report in “**Annexure B**”; Our report expresses an unmodified opinion on the adequacy and operating effectiveness of the Company’s internal financial controls over financial reporting
- (g) With respect to the other matters to be included in the Auditor’s Report in accordance with the requirements of section 197(16) of the Act, as amended, we report that in our opinion and to the best of our information and according to the explanations given to us, the remuneration paid by the Company to its directors during the year is in accordance with the provisions of section 197 of the Act.
- (h) With respect to the other matters to be included in the Auditor’s Report in accordance with Rule 11 of the Companies (Audit and Auditors) Rules, 2014, in our opinion and to the best of our information and according to the explanations given to us:
 - (i) The Company has disclosed the impact of pending litigations on its financial position in its financial statements – Refer Note 38(a) to the financial statements;
 - (ii) The Company has made provision, as required under the applicable law or Indian accounting standard, for material foreseeable losses, if any on long-term contracts including derivative contracts – Refer Note 41 to the financial statements;
 - (iii) There has been no delay in transferring amounts, required to be transferred to the Investor Education and Protection Fund by the Company.
 - (iv) (a) The Management has represented that, to the best of its knowledge and belief, no funds (which are material either individually or in the aggregate) have been advanced or loaned or invested (either from borrowed funds or share premium or any other sources or kind of funds) by the Company to or in any other person or entity, including foreign entity (“Intermediaries”), with the understanding, whether recorded in writing or otherwise, that the Intermediary shall, whether, directly or indirectly lend or invest in other persons or entities identified in any manner whatsoever by or on behalf of the Company (“Ultimate Beneficiaries”) or

provide any guarantee, security or the like on behalf of the Ultimate Beneficiaries;

- (b) The Management has represented, that, to the best of its knowledge and belief, no funds (which are material either individually or in the aggregate) have been received by the Company from any person or entity, including foreign entity (“Funding Parties”), with the understanding, whether recorded in writing or otherwise, that the Company shall, whether, directly or indirectly, lend or invest in other persons or entities identified in any manner whatsoever by or on behalf of the Funding Party (“Ultimate Beneficiaries”) or provide any guarantee, security or the like on behalf of the Ultimate Beneficiaries;
- (c) Based on the audit procedures that have been considered reasonable and appropriate in the circumstances, nothing has come to our notice that has caused us to believe that the representations under sub-clause (i) and (ii) of Rule 11(e), as provided under (a) and (b) above, contain any material misstatement.
- (v) As stated in Note 16(b)_to the financial statements
 - (a) The final dividend for the year 2020-21, declared and paid by the Company during the year is in accordance with Section 123 of the Act, as applicable.
 - (b) The interim dividend declared and paid by the Company during the year and until the date of this report is in compliance with Section 123 of the Act.
 - (c) The Board of Directors of the Company have proposed final dividend for the year which is subject to the approval of the members at the ensuing Annual General Meeting. The amount of dividend proposed is in accordance with section 123 of the Act, as applicable.

For SGD & ASSOCIATES LLP
Chartered Accountants
Firm’s Registration No: W100188

Sharad Gupta
Partner
Membership No: 116560

Place: Mumbai
Dated: 27th April 2022
UDIN: 22116560AHWUJX1072

ANNEXURE – A TO THE INDEPENDENT AUDITOR’S REPORT

(Referred to in paragraph 1 under ‘Report on Other Legal and Regulatory Requirements’ section of our report of even date)

- (i) (a) i. The Company has maintained proper records showing full particulars, including quantitative details and situation of property, plant and equipment and relevant details of right-of-use assets;
- ii. The Company has maintained proper records showing full particulars of intangible Asset
- (b) The Company has a program of verification to cover all items of property, plant and equipment in a phased manner which, in our opinion, is reasonable having regard to the size of the Company and the nature of its property, plant and equipment. Pursuant to the programme, a portion of the property, plant and equipment have been physically verified by the management during the year and no material discrepancies have been noticed on such verification.
- (c) According to the information and explanations given to us and on the basis of our examination of the records of the Company, the title deeds of immovable properties and/or lease agreements where immovable properties are taken on lease are held in the name of the Company, except:

Sr No	Description of property	Gross carrying value as at 31 st March, 2022	Held in name of	Whether promoter, director or their relative or employee	Period held since	Reason for not being held in name of Company (dispute if any)
1	Lease Hold Land	484.55 Lakhs	Company has received the allotment letter from GIDC. GIDC is in the process of executing the lease deeds in the name of the Company	NA	06-Feb-2016	Company has received the allotment letter from GIDC. GIDC is in the process of executing the lease deeds in the name of the Company

- (d) The company has not revalued its Property, Plant and Equipment (including right of use assets) or intangible assets during the year.
- (e) No proceedings have been initiated during the year or are pending against the Company as at 31st March 2022 for holding any benami property under the Benami Transactions (Prohibition) Act, 1988 (as amended in 2016) and rules made thereunder.
- (ii) (a) According to the information and explanations given to us and on the basis of our examination of the records of the Company the Management has conducted physical verification of the inventories at reasonable intervals. No discrepancies of 10% or more in the aggregate for each class of inventory were noticed during such verifications.
- (b) The Company has been sanctioned working capital limits in excess of Rs Five crores in aggregate from a bank on the basis of security of the current assets. Quarterly returns or statements filed by the company with such bank are in agreement with the books of accounts of the Company.
- (iii) The Company has made investments in shares of various companies and units of mutual funds and granted unsecured loans to employees during the year, in respect of which:
- (a) The company has not provided any loans and advances in the nature of loans or stood guarantee, or provided security to any other entity during the year, and hence reporting under clause 3(iii)(a) of the Order is not applicable.
- (b) In our opinion and according to the information and explanations given to us, the investments made and the terms and conditions of the grant of loans, during the year are, prima facie, not prejudicial to the interest of the Company.
- (c) In respect of loans granted by the Company, the schedule of repayment of principal and payment of interest has been stipulated and the repayments regular as per the stipulation.
- (d) In respect of loans granted by the Company, there are no overdue amount remaining outstanding as at the balance sheet date.
- (e) No loan granted by the Company which has fallen due during the year, has been renewed or extended or fresh loans granted to settle the overdue of existing loans given to the same parties.
- (f) The Company has not granted any loans or advances in the nature of loans either repayable on demand or without specifying any terms or period of repayment during the year. Hence reporting under clause 3(iii)(f) is not applicable.

- (iv) In our opinion and according to the information and explanations given to us, the Company has not advanced any loans to the parties covered under section 185 of the Act. The company has not given any loans and guarantees but has made investments in the securities of other body corporate in respect of which provisions of section 186 of the Act have been complied with.
- (v) According to the information and explanations given to us, the Company has not accepted any deposits from the public as per the provisions of section 73, 74, 75 and 76 or any other relevant provisions of the Act and the Rules framed there under to the extent notified.
- (vi) We have broadly reviewed the books of account maintained by the Company pursuant to the rules made by the Central Government of India for the maintenance of cost records under section 148(1) of the Act and are of the opinion that, prima facie, the prescribed accounts and records have been made and maintained. We have not, however, made a detailed examination of the records with a view to determine whether they are accurate or complete.
- (vii) (a) According to the information and explanations given to us and based on the records of the Company examined by us, in our opinion, the Company is generally regular in depositing the undisputed statutory dues, including Provident Fund, Employees' State Insurance, Income-tax, Excise Duty, Custom Duty, Goods and Service Tax, Cess and other material statutory dues, as applicable, with the appropriate authorities.
- (b) According to the information and explanations given to us and based on the records of the Company examined by us, in our opinion, no undisputed amounts payable in respect of Provident Fund, Employees' State Insurance, Income-tax, Excise Duty, Custom Duty, Goods and Service Tax, Cess and other material statutory dues, as applicable were in arrears as at 31st March 2022 for a period of more than six months from the date they became payable.
- (c) According to the information and explanations given to us and based on the records of the Company examined by us, the particulars of dues of Income Tax, Service Tax, Sales Tax, Excise Duty, Custom Duty, Value Added Tax, Goods and Service Tax, Cess and other statutory dues as at 31st March 2022 which have not been deposited on accounts of any disputes are as follows:

Name of the Statute	Nature of Dues	Amount (Rs. in Lakhs)	Financial Year for which amount relates	Forum where the dispute is pending
Income Tax Act, 1961	Income Tax	613.84	2002-03, 2010-11, 2011-12, 2016-17 & 2017-17	Commissioner of Income Tax (Appeals)
Income Tax Act, 1961	Income Tax	8.00	2007-08	Income Tax Appellate Tribunal
Income Tax Act, 1961	Income Tax	105.55	2009-10	Bombay High Court
Income Tax Act, 1961	Income Tax	6.59	2012-13	Commissioner of Income Tax (Appeals)
Maharashtra Value Added Tax	Value Added Tax	1.70	2006-07	Bombay High Court
Maharashtra Value Added Tax	Value Added Tax	127.51	2007-08 to 2011-12, 2014-15 & 2016-17	Joint Commissioner of Sales Tax (Appeals)
Profession Tax	Profession Tax	3.19	2007-08 & 2009-10	Joint Commissioner Appeals
Customs Act	Custom Duty	142.09	2000-01 to 2004-05	Supreme Court
Central Excise Act	Excise Duty	0.13	2007-08	Tribunal
Central Excise Act	Excise Duty	1.59	2009-10 to 2011-12	Deputy Commissioner
Central Excise Act	Service Tax	140.38	2005-06 to 2017-18	Customs Excise and Service Tax Appellate Tribunal
Central Excise Act	Service Tax	11.62	2017-18	Commissioner (Appeals)
Maharashtra Municipal Corporation Act 1949	Local Body Tax	152.17	2016-17	Bombay High Court
Maharashtra Municipal Corporation Act 1949	Property Tax	38.25	2021-22	Bombay High Court

- (viii) There were no transactions relating to previously unrecorded income that have been surrendered or disclosed as income during the year in the tax assessments under the Income Tax Act, 1961 (43 of 1961).
- (ix) (a) According to the records of the Company examined by us and the information and explanations given to us, the Company has not defaulted in repayment of loans or borrowings to the bank. The company does not have dues to financial institution, government or debenture holders as at the balance sheet date.
- (b) The Company has not been declared wilful defaulter by any bank or financial institution or other lender
- (c) The term loans obtained during the year by the Company have been applied for the purposes for which they were obtained.
- (d) On an overall examination of the financial statements of the Company, funds raised on short-term basis have, prima facie, not been used during the year for long-term purposes by the Company.
- (e) The Company does not have subsidiaries, associates or joint ventures. Hence the reporting requirements of paragraph 3(ix)(e) of the Order are not applicable.
- (f) The Company has not raised loans during the year on the pledge of securities held in its subsidiaries, joint ventures or associate companies and hence the reporting requirements of paragraph 3(ix)(f) of the Order are not applicable.
- (x) (a) In our opinion, and according to the information and explanations given to us, the Company did not raise any money by way of initial public offer or further public offer (including debt instruments) during the year.
- (b) According to the information and explanations given to us and based on our examination of the records of the Company, the Company has not made any preferential allotment or private placement of shares or fully or partly convertible debentures during the year.
- (xi) (a) No material fraud on or by the Company has been noticed or reported during the year nor have we been informed of any such case by the Management.
- (b) No report under sub-section (12) of section 143 of the Companies Act has been filed in Form ADT-4 as prescribed under rule 13 of Companies (Audit and Auditors) Rules, 2014 with the Central Government, during the year and up to the date of this report
- (c) As represented by the management, there are no whistle blower complaints received by the company during the year.
- (xii) In our opinion and according to the information and explanations given to us, the Company is not a Nidhi Company. Accordingly, reporting as per paragraph 3(xii) of the Order is not required.
- (xiii) According to the information and explanations given to us and based on our examination of the records of the Company, transactions with related parties are in compliance with sections 177 and 188 of the Act where applicable and details of such transactions have been disclosed in the financial statements as required by the applicable Indian Accounting Standards.
- (xiv) (a) In our opinion the Company has an internal audit system commensurate with the size and nature of its business.
- (b) We have considered, the internal audit reports for the year under audit, issued to the Company, in determining nature, timing and extent of our audit procedure.
- (xv) According to the information and explanations given to us and based on our examination of the records of the Company, the Company has not entered into any non-cash transactions with its directors or persons connected with them. Accordingly, reporting as per paragraph 3(xv) of the Order is not required.
- (xvi) (a) In our opinion, the company is not required to be registered under section 45-IA of the Reserve Bank of India Act, 1934, hence reporting requirement of paragraph 3(xvi) (a), (b) and (c) of the Order are not applicable to the Company.
- (b) The Company does not have any Core Investment Companies which are part of the group.
- (xvii) The Company has not incurred cash losses in the financial year and in the immediately preceding financial year.
- (xviii) There has been no resignation of the statutory auditors of the Company during the year.

- (xix) On the basis of the financial ratios, ageing and expected dates of realisation of financial assets and payment of financial liabilities, other information accompanying the financial statements and our knowledge of the Board of Directors and Management plans and based on our examination of the evidence supporting the assumptions, nothing has come to our attention, which causes us to believe that any material uncertainty exists as on the date of the audit report indicating that Company is not capable of meeting its liabilities existing at the date of balance sheet as and when they fall due within a period of one year from the balance sheet date. We, however, state that this is not an assurance as to the future viability of the Company. We further state that our reporting is based on the facts up to the date of the audit report and we neither give any guarantee nor any assurance that all liabilities falling due within a period of one year from the balance sheet date, will get discharged by the Company as and when they fall due.
- (xx) There are no unspent amounts towards Corporate Social Responsibility (CSR) requiring a transfer to a Fund specified in Schedule VII to the Companies Act in compliance with second proviso to sub-section (5) of Section 135 of the said Act. Further the company has not undertaken any ongoing project as a part of CSR Accordingly, reporting under clause 3(xx)(a) and (b) of the Order are not applicable for the year.

For SGD & ASSOCIATES LLP
Chartered Accountants
Firm's Registration No: W100188

Sharad Gupta
Partner
Membership No: 116560

Place: Mumbai
Dated: 27th April 2022
UDIN: 22116560AHWUJX1072



ANNEXURE – B TO THE INDEPENDENT AUDITOR’S REPORT

The Annexure referred to in paragraph 2(f) under “Report on Other Legal and Regulatory Requirements” section of our report of even date,

Report on the Internal Financial Controls under Clause (i) of Sub-section 3 of Section 143 of the Companies Act, 2013 (“the Act”)

We have audited the internal financial controls over financial reporting of **Apcotex Industries Limited** (“the Company”) as of 31st March, 2022 in conjunction with our audit of the financial statements of the Company for the year ended on that date.

Management’s Responsibility for Internal Financial Controls

The Company’s management is responsible for establishing and maintaining internal financial controls based on the internal control over financial reporting criteria established by the Company considering the essential components of internal control stated in the Guidance Note on Audit of Internal Financial Controls over Financial Reporting issued by the Institute of Chartered Accountants of India (‘ICAI’). These responsibilities include the design, implementation and maintenance of adequate internal financial controls that were operating effectively for ensuring the orderly and efficient conduct of its business, including adherence to company’s policies, the safeguarding of its assets, the prevention and detection of frauds and errors, the accuracy and completeness of the accounting records, and the timely preparation of reliable financial information, as required under the Companies Act, 2013.

Auditor’s Responsibility

Our responsibility is to express an opinion on the Company’s internal financial controls over financial reporting based on our audit. We conducted our audit in accordance with the Guidance Note on Audit of Internal Financial Controls over Financial Reporting issued by ICAI (the “Guidance Note”) and the Standards on Auditing prescribed under section 143(10) of the Act, to the extent applicable to an audit of internal financial controls. Those Standards and the Guidance Note require that we comply with ethical requirements and plan and perform the audit to obtain reasonable assurance about whether adequate internal financial controls over financial reporting was established and maintained and if such controls operated effectively in all material respects.

Our audit involves performing procedures to obtain audit evidence about the adequacy of the internal financial controls system over financial reporting and their operating effectiveness. Our audit of internal financial controls over financial reporting included obtaining an understanding of internal financial controls over financial reporting, assessing the risk that a material weakness exists and testing and evaluating the design and operating effectiveness of internal control based on the assessed risk. The procedures selected depend on the auditor’s judgment, including the assessment of the risks of material misstatement of the financial statements, whether due to fraud or error.

We believe that the audit evidence we have obtained is sufficient and appropriate to provide a basis for our audit opinion on the Company’s internal financial controls system over financial reporting.

Meaning of Internal Financial Controls over Financial Reporting

A company’s internal financial control over financial reporting is a process designed to provide reasonable assurance regarding the reliability of financial reporting and the preparation of financial statements for external purposes in accordance with generally accepted accounting principles. A company’s internal financial control over financial reporting includes those policies and procedures that (1) pertain to the maintenance of records that, in reasonable detail, accurately and fairly reflect the transactions and dispositions of the assets of the company; (2) provide reasonable assurance that transactions are recorded as necessary to permit preparation of financial statements in accordance with generally accepted accounting principles and that receipts and expenditures of the company are being made only in accordance with authorizations of management and directors of the company; and (3) provide reasonable assurance regarding prevention or timely detection of unauthorized acquisition, use, or disposition of the company’s assets that could have a material effect on the financial statements.

Inherent Limitations of Internal Financial Controls Over Financial Reporting

Because of the inherent limitations of internal financial controls over financial reporting, including the possibility of collusion or improper management override of controls, material misstatements due to error or fraud may occur and not be detected. Also, projections of any evaluation of the internal financial controls over financial reporting to future periods are subject to the risk that the internal financial control over financial reporting may become inadequate because of changes in conditions, or that the degree of compliance with the policies or procedures may deteriorate.

Opinion

In our opinion, the Company has, in all material respects, an adequate internal financial controls system over financial reporting and such internal financial controls over financial reporting were operating effectively as at 31st March, 2022, based on the internal control over financial reporting criteria established by the Company considering the essential components of internal control stated in the Guidance Note on Audit of Internal Financial Controls Over Financial Reporting issued by the Institute of Chartered Accountants of India.

For SGD & ASSOCIATES LLP
Chartered Accountants
Firm’s Registration No: W100188

Sharad Gupta
Partner
Membership No: 116560

Place: Mumbai
Dated: 27th April 2022
UDIN: 22116560AHWUJX1072

BALANCE SHEET AS AT 31ST MARCH 2022

		(₹ in Lakhs)		
		Notes	As at 31st March 2022	As at 31st March 2021
I	ASSETS			
	NON CURRENT ASSETS			
a)	Property, Plant and Equipment	2	15,598.80	14,410.30
b)	Capital Work in Progress	2	3,859.61	1,155.95
c)	Intangible Assets	3	57.88	66.20
d)	Financial Assets:			
i)	Investment	4	8,219.60	6,815.80
ii)	Other Financial Assets	5	7.47	7.90
e)	Non Current tax Assets (Net)	6	281.80	733.17
f)	Other Non-Current Assets	7	2,114.95	637.28
			30,140.11	23,826.60
	CURRENT ASSETS			
a)	Inventories	8	8,711.74	5,582.79
b)	Financial Assets:			
i)	Investment	9	1,531.93	1,422.64
ii)	Trade Receivables	10	16,175.67	10,484.66
iii)	Cash and Cash Equivalents	11	195.12	1,063.68
iv)	Other Bank Balances	12	694.05	438.00
v)	Loans	13	40.43	39.02
vi)	Others	14	928.73	717.08
c)	Other Current Assets	15	2,067.75	1,596.95
			30,345.42	21,344.82
	TOTAL ASSETS		60,485.53	45,171.42
II	EQUITY AND LIABILITIES			
	EQUITY			
a)	Equity Share Capital	16	1,036.90	1,036.90
b)	Other Equity	17	38,579.45	29,503.44
			39,616.35	30,540.34
	LIABILITIES			
	NON CURRENT LIABILITIES			
a)	Financial Liabilities:			
i)	Term Loan	18	2,636.25	601.68
ii)	Lease Liabilities	19	9.27	14.84
iii)	Other Financial Liabilities	20	596.58	428.16
b)	Provisions	21	332.07	307.94
c)	Deferred Tax Liabilities (Net)	22	810.27	1,052.23
			4,384.44	2,404.85
	CURRENT LIABILITIES			
a)	Financial Liabilities:			
i)	Borrowings	23	2,375.30	837.40
ii)	Lease Liabilities	24	5.57	5.12
iii)	Trade Payables			
	Total outstanding dues of Micro Enterprises and Small Enterprises	25	1,035.44	473.36
	Total outstanding dues of creditors other than Micro Enterprises and Small Enterprises	25	8,968.42	7,623.94
iv)	Other Financial Liabilities	26	2,559.82	1,848.23
b)	Provisions	27	156.50	132.23
c)	Other Current Liabilities	28	1,383.69	1,305.93
			16,484.74	12,226.23
	TOTAL EQUITY AND LIABILITIES		60,485.53	45,171.42
	Significant Accounting policies	1		
The accompanying notes 1 to 53 are an integral part of these financial statements				

As per our Report of even date
For SGDG & ASSOCIATES LLP
 Chartered Accountants
 Firm Registration Number: W100188

SHARAD GUPTA
 Partner
 Membership Number: 116560
 Mumbai, Date : 27th April 2022

For and on behalf of Board of Directors
ATUL C. CHOKSEY Chairman (DIN00002102)
ABHIRAJ A. CHOKSEY Managing Director (DIN00002120)
KAMLESH S. VIKAMSEY Director (DIN00059620)

SACHIN J.KARWA Chief Financial Officer
ANAND V. KUMASHI Company Secretary

Mumbai, Date : 27th April 2022

STATEMENT OF PROFIT AND LOSS FOR THE YEAR ENDED 31ST MARCH 2022

(₹ in Lakhs)

	Notes	For the Year Ended 31st March 2022	For the Year Ended 31st March 2021
I	Revenue from Operations	95,689.09	54,063.59
II	Other Income	789.08	518.63
III	Total Income (I + II)	96,478.17	54,582.22
IV	Expenses		
	a) Cost of Material Consumed	63,208.68	33,144.94
	b) Changes in Inventories of Finished Goods, Stock-in-Trade and Work-in-Progress.	(845.18)	793.08
	c) Employee benefits expense	5,086.73	4,306.98
	d) Finance Costs	325.47	381.08
	e) Depreciation and Amortisation expense	1,409.47	1,451.19
	f) Other expenses	14,257.00	8,831.34
	Total Expenses (IV)	83,442.17	48,908.61
V	Profit before Tax (III - IV)	13,036.00	5,673.61
VI	Tax Expense		
	a) Current Tax	3,482.00	1,682.00
	b) Deferred Tax	(326.61)	(425.05)
	c) Short/Excess Tax provision of earlier years	-	0.78
	Total Tax Expense (VI)	3,155.39	1,257.73
VII	Profit for the year from Continuing Operations	9,880.61	4,415.88
VIII	Other Comprehensive Income		
	- Items that will not be reclassified to profit and loss		
	Actuarial gains/(losses) on defined benefit plans	(39.04)	(30.03)
	Gain / (Loss) on fair valuation of investments	1,392.89	2,019.11
	Deferred tax relating to Other Comprehensive Income	(84.65)	(214.28)
	Total Other Comprehensive Income for the year	1,269.20	1,774.80
IX	Total Comprehensive Income for the year	11,149.81	6,190.68
X	Earnings per Equity share of Rs 2/- each (from continuing operation)		
	- Basic & Diluted	19.06	8.52
	Significant Accounting policies	1	
The accompanying notes 1 to 53 are an integral part of these financial statements			

As per our Report of even date
For SGDG & ASSOCIATES LLP
 Chartered Accountants
 Firm Registration Number: W100188

SHARAD GUPTA
 Partner
 Membership Number: 116560
 Mumbai, Date : 27th April 2022

For and on behalf of Board of Directors
ATUL C. CHOKSEY Chairman (DIN00002102)
ABHIRAJ A. CHOKSEY Managing Director (DIN00002120)
KAMLESH S. VIKAMSEY Director (DIN00059620)

SACHIN J.KARWA Chief Financial Officer
ANAND V. KUMASHI Company Secretary

Mumbai, Date : 27th April 2022

STATEMENT OF CASH FLOW THE YEAR ENDED 31ST MARCH 2022

(₹ in Lakhs)

		For the Year Ended 31st March 2022	For the Year Ended 31st March 2021
A.	CASH FLOW FROM OPERATING ACTIVITIES :		
	Profit Before Tax	13,036.00	5,673.61
	Adjustments for :		
	Depreciation and Amortization Expense	1,409.47	1,451.19
	Finance Cost	325.47	381.08
	Foreign Exchange Fluctuation Difference	(14.75)	(134.20)
	Fixed Assets Written off	16.24	7.47
	Loss / (Profit) on Sale of Assets	(24.43)	(3.37)
	Provision for Bad and Doubtful Debts / ECL	218.71	82.07
	Net gain on financial assets measured at fair value through Profit and Loss	(59.11)	(89.67)
	Loss / (Surplus) on Sale of Investment	(4.54)	(19.08)
	Dividend Income	(24.17)	(61.43)
	Interest received	(40.44)	(72.67)
	Income from Rent	(1.76)	(2.27)
	Excess Provision written back	(72.52)	(36.72)
	Operating Profit Before Working Capital Changes	14,764.17	7,176.01
	Adjustments for :		
	Increase / (Decrease) in Non Current Liabilities	186.98	106.04
	Increase / (Decrease) in Trade Payable and Current Liabilities	2,793.16	3,000.78
	(Increase) / Decrease in Non Current Assets	23.74	91.20
	(Increase) / Decrease in Inventories	(3,128.95)	384.52
	(Increase) / Decrease in Trade Receivable and Other Current Assets	(6,854.09)	(2,061.37)
	Cash Flow Generated from Operations	7,785.01	8,697.18
	Direct taxes paid	(3,030.63)	(1,174.82)
	Net Cash Flow from Operating Activities	(a) 4,754.38	7,522.36
B.	CASH FLOW FROM INVESTING ACTIVITIES		
	Purchase of PPE and Intangible assets	(6,795.23)	(2,374.69)
	Proceeds on sale of PPE and Intangible assets	29.84	5.96
	Purchase of Investments	(1,911.43)	(3,481.93)
	Sale of Investments	1,899.62	2,021.05
	Dividend Income	24.17	61.43
	Interest received	44.90	76.60
	Income from Rent	1.76	2.27
	Net Cash Used in Investing Activities	(b) (6,706.37)	(3,689.31)
C.	CASH FLOW FROM FINANCING ACTIVITIES		
	Proceeds / (Repayment) of Short Term Borrowings (Net)	1,538.08	(1,386.24)
	Proceeds from Long Term Borrowings	2,034.38	(2,078.16)
	Finance Cost paid	(325.47)	(381.09)
	Dividends paid	(2,054.26)	(780.35)
	Net Cash Used in Financing Activities	(c) 1,192.73	(4,625.84)
	Net Increase/ (Decrease) in Cash and Cash Equivalents	(a+b+c) (759.27)	(792.79)
	Cash and Cash Equivalents as at 1st April	2,486.32	3,279.11
	Cash and Cash Equivalents as at 31st March	1,727.05	2,486.32
The accompanying notes 1 to 53 are an integral part of these financial statements			

STATEMENT OF CASH FLOW THE YEAR ENDED 31ST MARCH 2022 (CONTD.)

1 The Cash Flow Statement has been prepared under the 'Indirect Method' as set out in the Indian Accounting Standard (Ind AS) 7 - Cash Flow Statement and presents cash flows by operating, investing and financing activities.

2 Cash and cash equivalents comprises of: (₹ in Lakhs)

	As at 31st March, 2022	As at 31st March, 2021
Cash and Cash Equivalents	195.12	1,063.68
Current Investment	1,531.93	1,422.64
Cash and cash equivalent in cash flow statement	1,727.05	2,486.32

3 Reconciliation between the opening and closing balances in the Balance Sheet for liabilities arising from financing activities are as below:

(₹ in Lakhs)

	As at 31st March, 2021	Cash Flow	Non-Cash Changes		As at 31st March, 2022
			Fair Value changes	Current / Non Current classification	
Borrowing- Non Current	931.61	2,034.38	-	-	2,965.99
Borrowing- Current	507.48	1,538.08	-	-	2,045.56

4 Figures in the Bracket are outflows / deductions.

5 Figures of the previous year have been regrouped / rearranged wherever necessary to make it comparable to the current year presentation.

As per our Report of even date
For SGD & ASSOCIATES LLP
 Chartered Accountants
 Firm Registration Number: W100188

SHARAD GUPTA
 Partner
 Membership Number: 116560
 Mumbai, Date : 27th April 2022

For and on behalf of Board of Directors
ATUL C. CHOKSEY Chairman (DIN00002102)
ABHIRAJ A. CHOKSEY Managing Director (DIN00002120)
KAMLESH S. VIKAMSEY Director (DIN00059620)

SACHIN J. KARWA Chief Financial Officer
ANAND V. KUMASHI Company Secretary

Mumbai, Date : 27th April 2022

STATEMENT OF CHANGES IN EQUITY FOR YEAR ENDED 31ST MARCH 2022

A) EQUITY SHARE CAPITAL

(₹ in Lakhs)

	Note	Balance
Balance as at 31st March 2020		1,036.90
Changes in Equity Share Capital during the Year	16	-
Balance as at 31st March 2021		1,036.90
Changes in Equity Share Capital during the Year	16	-
Balance as at 31st March 2022		1,036.90

B) OTHER EQUITY

(₹ in Lakhs)

	Note	Capital Reserve	Capital Redemption Reserve	Securities Premium	General Reserve	Retained Earning	FVTOCI Reserve	Total
Balance as at 31st March, 2020		4,370.20	0.32	2,599.95	5,222.22	12,053.24	(155.46)	24,090.46
Profit for the year ended 31st March, 2021		-	-	-	-	4,415.88	-	4,415.88
Other Comprehensive Income - Remeasurement of net defined benefits plan		-	-	-	-	(30.03)	-	(30.03)
Deferred tax relating to Other Comprehensive Income		-	-	-	-	10.50	(224.77)	(214.28)
Gain / (Loss) on fair valuation of investments		-	-	-	-	-	2,019.11	2,019.11
Realised Profit & Loss on Sale of Investments		-	-	-	-	50.12	(50.12)	-
Total Comprehensive Income for the year		-	-	-	-	4,446.47	1,744.21	6,190.68
Interim Dividend on Equity Shares for FY 2020-21		-	-	-	-	(777.71)	-	(777.71)
Balance as at 31st March, 2021	17	4,370.20	0.32	2,599.95	5,222.22	15,722.00	1,588.75	29,503.44
Profit for the period ended 31st Mar 2022		-	-	-	-	9,880.61	-	9,880.61
Other Comprehensive Income - Remeasurement of net defined benefits plan		-	-	-	-	(39.04)	-	(39.04)
Deferred tax relating to Other Comprehensive Income		-	-	-	-	9.83	(94.48)	(84.65)
Gain / (Loss) on fair valuation of investments		-	-	-	-	-	1,392.89	1,392.89
Realised Profit & Loss on Sale of Investments		-	-	-	-	533.86	(533.86)	-
Total Comprehensive Income for the year		-	-	-	-	10,385.26	764.55	11,149.81
Transfer to Retained Earnings		-	-	-	(5,222.22)	5,222.22	-	-
Final Dividend on Equity Shares for FY 2020-21		-	-	-	-	(1,036.90)	-	(1,036.90)
Interim Dividend on Equity Shares for FY 2021-22		-	-	-	-	(1,036.90)	-	(1,036.90)
Balance as at 31st March, 2022	17	4,370.20	0.32	2,599.95	-	29,255.68	2,353.30	38,579.45

The accompanying notes 1 to 53 are an integral part of these financial statements

As per our Report of even date
For SGDG & ASSOCIATES LLP
 Chartered Accountants
 Firm Registration Number: W100188

SHARAD GUPTA
 Partner
 Membership Number: 116560
 Mumbai, Date : 27th April 2022

For and on behalf of Board of Directors
ATUL C. CHOKSEY Chairman (DIN00002102)
ABHIRAJ A. CHOKSEY Managing Director (DIN00002120)
KAMLESH S. VIKAMSEY Director (DIN00059620)

SACHIN J.KARWA Chief Financial Officer
ANAND V. KUMASHI Company Secretary

Mumbai, Date : 27th April 2022

NOTES TO THE FINANCIAL STATEMENTS FOR THE YEAR ENDED 31ST MARCH 2022

NOTE: 1

1.1 COMPANY INFORMATION:

Apcotex Industries Ltd. is one of the leading producers of Synthetic Lattices (VP Latex, Acrylic Latex, Nitrile Latex) and Synthetic Rubber (HSR, SBR) in India. The Company has one of the broadest ranges of products based on STYRENE – BUTADIENE CHEMISTRY available in the market today. Company's product range is used, among other applications, for TYRE CORD DIPPING, PAPER/PAPER BOARD COATING, CONCRETE MODIFICATION/WATER PROOFING, PAINT EMULSIONS, TEXTILE FINISHING, HAND GLOVES etc. The various grades of Synthetic Rubber find application in products such as Footwear, Automotive components, V-belts, Conveyor belts and hoses. The Registered office of the company is situated at 49-53 Mahaveer Centre, Sector 17, Vashi, Navi Mumbai -400703.

1.2 BASIS OF PREPARATION

These financial statements have been prepared in accordance with the Indian Accounting Standards (herein referred to as 'IND AS') as notified by Ministry of Corporate Affairs pursuant to Section 133 of Companies Act 2013, read with Companies (Indian Accounting Standards) Rules 2015 (as amended).

The financial statements have been prepared and presented under historical cost convention, on accrual and going concern basis of accounting except certain financial asset and liabilities that are measured at fair value at the end of each accounting period as stated in the accounting policies below. The Accounting policies are applied consistently in presenting these financial statements.

The classification of assets and liabilities of the Company into current or non-current is based on the criterion specified in the Schedule III to the Companies Act, 2013. The Company has ascertained its operating cycle as 12 months for the purpose of current and non-current classification of assets and liabilities.

The financial statements are approved by the Audit Committee and Board of Directors at their meeting held on 27th April 2022. The Board of Directors of the Company has authorized to issue the financial statements as per decision taken in their meeting held on 27th April 2022.

(a) Functional and Presentation currency:

The financial statements are prepared in Indian Rupees, which is the Functional and Presentation currency for the Company.

(b) Use of Estimates:

The preparation of Financial Statement in accordance with IND AS requires use of estimates and assumptions for some items, which might have effect on their recognition and measurement in the Balance Sheet and Statement of Profit and Loss. The actual amounts realized may differ from these estimates. Accounting estimates could change from period to period. Actual results could differ from those estimates. Appropriate changes in estimates are made as Management becomes aware of changes in circumstances surrounding the estimates. Differences between the actual results and estimates are recognized in the period in which the results are known / materialized, and if material, their effects are disclosed in the notes to financial statements.

Estimates and assumptions are required for:

i. Useful life of PPE:

Determination of estimated useful life of tangible assets and the assessments as to which components of cost may be capitalized. Useful life of tangible fixed assets is based on life prescribed in Schedule II of the Companies Act, 2013. Assumptions also need to be made, when the Company assesses, whether an asset may be capitalized and which components of the cost of the asset may be capitalized.

ii. Recognition and measurement of defined benefit obligations:

The obligation arising from the defined benefit plan is determined on basis of actuarial assumptions. Key actuarial assumptions include discount rate, salary escalation rate, attrition rate, and life expectancy. The discount rate is determined with reference to market yields at the end of reporting period on the government bonds.

iii. Recognition of deferred tax assets:

A deferred tax asset is recognized for all the deductible temporary differences to the extent that is probable that taxable profits will be available against which the deductible temporary difference can be utilized. The management assumes that taxable profits will be available while recognizing deferred tax assets.

NOTES TO THE FINANCIAL STATEMENTS FOR THE YEAR ENDED 31ST MARCH 2022

iv. **Recognition and measurement of other provisions:**

The recognition and measurement of other provisions are based on the assessment of the probability of an outflow of resources, and on past experience and circumstances known at the Balance Sheet date. The actual outflow of resources at future date may vary from the figure included in other provisions.

v. **Discounting of long-term financial liabilities:**

All financial liabilities are required to be measured at fair value on initial recognition. In case of financial liabilities, which are subsequently measured at amortized cost, interest is accrued using the effective interest method.

vi. **Determining whether an arrangement contains a lease:**

At the inception of an arrangement, the Company determines whether the arrangement is or contains a lease. At the inception or on reassessment of an arrangement that contains a lease, the Company separates payments and other consideration required by the arrangement into those for the lease and those for the other elements on the basis of their relative fair values. If the company concludes for a finance lease that it is impracticable to separate the payments reliably then an asset and a liability are recognized at an amount equal to the fair value of the underlying asset; subsequently the liability is reduced as payments are made and an imputed finance cost on the liability is recognized using the Company's incremental borrowing rate.

vii. **Fair value of financial instruments:**

Derivatives are carried at fair value. Derivatives include Foreign Currency Forward Contracts and options. Fair value of Foreign Currency Forward Contracts is determined using the rates published by Reserve Bank of India / State Bank of India.

viii. **Current Vs. Non-Current classification:**

I. An asset is classified as current when it is:

1. Expected to be realized or intended to be sold or consumed in normal operating cycle
2. Held primarily for purpose of trading
3. Expected to be realized within twelve months after the reporting period or
4. Cash or cash equivalents unless restricted from being exchanged or used to settle a liability for at least twelve months after the reporting period.

All other assets are classified as non – current

II. A liability is classified as current when it is:

1. Expected to be settled in normal operating cycle
2. Held primarily for purpose of trading
3. Due to be settled within twelve months after the reporting period or
4. There is no unconditional right to defer the settlement of the liability for at least twelve months after the reporting period.

All other liabilities are treated as non-current.

III. Deferred tax assets and liabilities are classified as non-current assets and liabilities.

1.3 **SIGNIFICANT ACCOUNTING POLICIES:**

I. **Property Plant and Equipment**

a) **Initial and subsequent recognition and CWIP:**

Property Plant & Equipment are carried at the cost of acquisition or construction, less accumulated depreciation and accumulated impairment, if any. The cost of items of Property Plant & Equipment includes taxes (other than those subsequently recoverable from tax authorities), duties, freight and other directly attributable costs related to the acquisition or construction of the respective assets. Know-how related to plans, designs and drawings of buildings or plant and machinery is capitalized under relevant asset heads.

Subsequent costs are included in the assets carrying amount or recognized as separate asset, as appropriate, only when it is probable that future economic benefits associated with the item will flow to the company and the cost of the item can be measured reliably. The carrying amount of any component accounted for as a separate asset is derecognized when replaced. All other repairs & maintenance are charged to profit and loss during the reporting period in which they are incurred.

NOTES TO THE FINANCIAL STATEMENTS FOR THE YEAR ENDED 31ST MARCH 2022

Capital work-in-progress comprises of the cost of Property Plant and Equipment that are not ready for their intended use at the reporting date. Any gain or loss on de-recognition (calculated as difference between the net disposal proceeds and the carrying amount of the asset) is recognized in the Statement of Profit and Loss when the asset is derecognized.

b) Depreciation & Amortization:

Depreciation is provided on a pro-rata basis on the straight-line method based on estimated useful life prescribed under Schedule II to the Companies Act, 2013.

c) Impairment:

The carrying amounts of the Company's tangible assets are reviewed at each balance sheet date to determine whether there is any indication of impairment. If any such indication exists, the assets' recoverable amounts are estimated in order to determine the extent of impairment loss, if any. An impairment loss is recognized whenever the carrying amount of an asset exceeds its recoverable amount. The impairment loss, if any, is recognized in the Statement of Profit and Loss in the period in which impairment takes place.

Where an impairment loss subsequently reverses, the carrying amount of the asset is increased to the revised estimate of its recoverable amount, however subject to the increased carrying amount not exceeding the carrying amount that would have been determined (net of amortization or depreciation) had no impairment loss been recognized for the asset in prior accounting periods.

The residual values, useful lives and method of depreciation of property, plant and equipment is reviewed at each financial year end and adjusted prospectively, if appropriate.

II. Intangible Assets:

a) Initial and subsequent recognition:

Intangible assets are recorded at the consideration paid for acquisition of such assets and are carried at cost less accumulated amortization and impairment, if any.

Separately purchased intangibles are initially measured at cost. Intangible assets acquired in a business combination are recognized at fair value at the acquisition date. Subsequently intangible assets are carried at cost less accumulated amortization and accumulated impairment loss, if any.

The useful lives of intangible assets is assessed as either finite or infinite. Finite-life intangible assets are amortized on a straight-line basis over the period of their expected useful lives. Estimated useful lives of finite-life intangible assets is as follows:

Computer Software – 3 years

b) Amortization:

The amortization period and the amortization method for finite-life intangible assets is reviewed at each financial year end and adjusted prospectively, if appropriate.

III. Investments property

a) Initial and subsequent recognition:

Investment properties are properties that are held to earn rentals and /or for capital appreciation (including property under construction for such purposes) and not occupied by the Company for its own use.

Investment properties are measured initially at cost, including transaction costs and net of recoverable taxes. The cost includes the cost of replacing parts and borrowing costs if recognition criteria are met. When significant parts of the investment property are required to be replaced at intervals, the Company depreciates them separately based on their specific useful lives. All other repair and maintenance costs are recognized in profit or loss as incurred.

Subsequent to initial recognition, investment properties are stated at cost less accumulated depreciation and accumulated impairment loss, if any.

b) Depreciation:

Depreciation on Investment property, wherever applicable, is provided on straight line basis as per useful lives prescribed in Schedule II to Companies Act, 2013.

c) De-recognition:

Investment properties are derecognized either when they have been disposed of or when they are being occupied by the Company for its own use or when they are permanently withdrawn from use and no future economic benefit is expected from their disposal. The difference between the net disposal proceeds and the carrying amount of the asset is recognized in profit or loss in the period of de-recognition.

NOTES TO THE FINANCIAL STATEMENTS FOR THE YEAR ENDED 31ST MARCH 2022

IV. Inventories:

Inventories are valued at lower of Cost and Net Realizable Value.

The cost is determined as follows:

- a) Raw and Packing Materials are valued at cost or market value, whichever is lower, computed on weighted average basis. The cost includes the cost of purchase and other expenses directly attributable to their acquisition but excludes duties and taxes, which are subsequently recoverable.
- b) The finished goods inventory is valued at cost or net realizable value whichever is lower. Cost includes material cost, conversion, appropriate factory overheads, any tax or duties (as applicable) and other costs incurred in bringing the inventories to their present location and condition.
- c) Work-in-Process is valued at material cost and cost of conversion appropriate to their location in the manufacturing cycle.
- d) Stores, Spares and consumables are valued at cost, computed on FIFO basis. The cost includes the cost of purchase and other expenses directly attributable to their acquisition but excludes duties and taxes that are subsequently recoverable, if any.

Slow-moving and damaged, unserviceable stocks are adequately provided wherever considered necessary.

V. Cash and Cash Equivalents:

Cash and cash equivalents for the purposes of Cash Flow Statements includes cash in hand, deposits with banks and short term highly liquid investments, which are readily convertible into cash and have original maturities of three months or less and which are subject to an insignificant risk of changes in value.

VI. Non-current Assets held for sale:

Non-current assets or disposal groups comprising of assets and liabilities are classified as 'held for sale' when all the following criteria are met:

- (i) decision has been made to sell
- (ii) the assets are available for immediate sale in its present condition
- (iii) the assets are being actively marketed
- (iv) sale has been agreed or expected to be concluded within 12 months of the Balance Sheet date

Subsequently, such non-current assets and disposal groups classified as held for sale are measured at the lower of its carrying value and fair value less cost to sell. Non-current assets held for sale are not depreciated or amortized.

VII. Borrowing costs:

Borrowing costs, if any, directly attributable to the acquisition, construction or production of an qualifying asset (net of income earned on temporary deployment of funds) that necessarily takes a substantial period of time to get ready for its intended use or sale are capitalized. All other borrowing costs are charged to statement of profit and loss. Borrowing cost includes interest, amortization of ancillary costs incurred in connection with the arrangement of borrowings and exchange differences arising from foreign currency borrowings to the extent they are regarded as an adjustment to the borrowing cost.

General Borrowing cost incurred in connection with qualifying assets is capitalized by applying the capitalization rate on the quantum of such borrowings utilized for such assets.

VIII. Revenue recognition:

Revenue from contracts with customers is recognized when control of the goods or services are transferred to the customer at an amount that reflects the consideration to which the company expects to be entitled in exchange for those goods or services.

Revenue is measured based on the transaction price, which is the consideration, adjusted for discounts and other incentives, if any, as specified in the contract with the customer. Revenue also excludes taxes or other amounts collected from customers in its capacity as an agent. If the consideration in a contract includes a variable amount, the company estimates the amount of consideration to which it will be entitled in exchange for transferring the goods to the customer. The variable consideration is estimated at contract inception and constrained until it is highly probable that a significant revenue reversal in the amount of cumulative revenue recognized will not occur when the associated uncertainty with the variable consideration is subsequently resolved.

Dividend income is recognized in statement of profit and loss only when the right to receive payment is established, which is generally when shareholders approve dividend.

NOTES TO THE FINANCIAL STATEMENTS FOR THE YEAR ENDED 31ST MARCH 2022

Export incentives receivable under Duty Drawback Scheme and MEIS are accounted on accrual basis.

Interest income is recognized using the effective interest rate (EIR) method.

Insurance claims are recognized post filing of the claim with the insurer.

IX. Foreign Currency Transactions:

Transactions denominated in foreign currencies are normally recorded at the exchange rate prevailing on the date of transaction. Monetary items denominated in foreign currencies at the year end are re-measured at the exchange rate prevailing on the balance sheet date. Non-monetary foreign currency items are carried at cost. Any income or expense on account of exchange difference either on settlement or on restatement is recognized in the Statement of Profit and Loss.

The Exchange Rate Difference and the forward premium on the loan taken for capital assets are being capitalized along with Interest till the date of commissioning of the said capital assets.

X. Employee Benefits:

a) Short term employee benefits:

All employee benefits payable wholly within twelve months of rendering the service are classified as short term employee benefits and they are recognized in the period in which the employee renders the related service. The Company recognizes the undiscounted amount of short-term employee benefits expected to be paid in exchange for services rendered as a liability (accrued expense) after deducting any amount already paid.

b) Long term employee benefits:

i) Defined contribution plans:

Contributions to defined contribution schemes such as employees state insurance, labour welfare fund, superannuation scheme, employee pension scheme etc. are charged as an expense based on the amount of contribution required to be made as and when services are rendered by the employees. Company's provident fund contribution is made to a government administered fund and is charged as an expense in the Statement of Profit and Loss. The above benefits are classified as Defined Contribution Schemes as the Company has no further obligations beyond the monthly contributions.

ii) Defined benefit plans:

The Company operates a defined benefit gratuity plan, which required contributions to be made to a separately administered fund. The cost of providing benefits under the defined benefit plan is determined using the projected unit credit method.

Re-measurements, comprising of actuarial gains and losses, the effect of the asset ceiling, excluding amounts included in net interest on the net defined benefit liability and the return on plan assets (excluding amounts included in net interest on the net defined benefit liability) are recognized immediately, in the balance sheet with a corresponding debit or credit to retained earnings through Other Comprehensive Income in the period in which they occur. Re-measurements are not reclassified to profit or loss in subsequent periods.

Past service costs are recognized in profit or loss on the earlier of:

- the date of the plan amendment or curtailment or
- the date that the Company recognizes related restructuring costs

Net interest is calculated by applying the discount rate to the net defined liability or asset. The Company recognizes the following changes in the net defined benefit obligation as an expense in the statement of Profit and Loss:

- service costs comprising current service costs, past service costs, gains and losses on curtailments and non-routine settlements.
- Net Interest expense or income.

c) Termination benefits:

Termination benefits in the nature of voluntary retirement benefits or termination benefits arising from restructuring are recognized in the Statement of Profit or Loss. The Company recognizes termination benefits at the earlier of the following dates:

- when the Company can no longer withdraw the offer of these benefits
- when the company recognizes costs for restructuring that is within the scope of IND AS 37 and involves the payment of termination benefits.

NOTES TO THE FINANCIAL STATEMENTS FOR THE YEAR ENDED 31ST MARCH 2022

XI. Fair Value Measurement:

The Company measures financial instruments at fair value on each Balance Sheet date. Fair value is the price that would be received to sell an asset or settle a liability in an ordinary transaction between market participants at the measurement date. The fair value measurement is based on presumption that the transaction to sell the asset or transfer the liability takes place either:

- in the principal market for the asset or liability or
- in absence of principal market, in the most advantageous market for asset or liability. The principal or the most advantageous market should be accessible to the Company.

The fair value of an asset or a liability is measured using the assumption that market participants would use when pricing an asset or liability acting in their best economic interest. The Company uses valuation techniques, that are appropriate in the circumstances and for which sufficient data are available to measure fair value, maximizing the use of relevant observable inputs and minimizing the use of unobservable inputs.

All assets and liabilities for which fair value is measured or disclosed in the financial statements are categorized within the fair value hierarchy, described as follows, based on the lowest level input that is significant to the fair value measurement as a whole:-

- Level 1 – Quoted market prices in active market for identical assets or liabilities.
- Level 2 – valuation techniques for which the lowest level input that is significant to the fair value measurement is directly or indirectly observable.
- Level 3 - valuation techniques for which the lowest level input that is significant to the fair value measurement is unobservable.

For assets and liabilities that are recognized in the financial statements on a recurring basis, the Company determines whether transfers have occurred between levels in the hierarchy by re-assessing categorization (based on the lowest level input that is significant to the fair value measurement as whole) at the end of each reporting period.

External valuers are involved for valuation of significant assets, such as properties, unquoted financial assets etc. Involvement of independent external valuers is decided upon annually by the Company. Further such valuation is done annually at the end of the financial year and the impact if any on account of such fair valuation is taken in the annual financial statements.

For the purpose of fair value disclosures, the Company has determined classes of assets and liabilities on the basis of the nature, characteristics and risks of the asset or liability and the level of the fair value hierarchy as explained above.

XII. Leases:

The Company's lease asset classes primarily consist of leases for land and buildings. The Company, at the inception of a contract, assesses whether the contract is a lease or not lease. A contract is, or contains, a lease if the contract conveys the right to control the use of an identified asset for a time in exchange for a consideration.

The Company recognises a right-of-use asset and a lease liability at the lease commencement date. The right-of-use asset is initially measured at cost, which comprises the initial amount of the lease liability adjusted for any lease payments made at or before the commencement date, plus any initial direct costs incurred and an estimate of costs to dismantle and remove the underlying asset or to restore the underlying asset or the site on which it is located, less any lease incentives received.

The right-of-use asset is subsequently depreciated using the straight-line method from the commencement date to the end of the lease term.

The lease liability is initially measured at the present value of the lease payments that are not paid at the commencement date, discounted using the Company's incremental borrowing rate. It is remeasured when there is a change in future lease payments arising from a change in an index or rate, if there is a change in the Company's estimate of the amount expected to be payable under a residual value guarantee, or if the Company changes its assessment of whether it will exercise a purchase, extension or termination option. When the lease liability is remeasured in this way, a corresponding adjustment is made to the carrying amount of the right-of-use asset, or is recorded in profit or loss if the carrying amount of the right-of-use asset has been reduced to zero.

The Company has elected not to recognise right-of-use assets and lease liabilities for short-term leases that have a lease term of 12 months or less and leases of low-value assets (assets of less than ₹ 1,00,000 in value). The Company recognises the lease payments associated with these leases as an expense over the lease term.

In the comparative period, leases under which the Company assumes substantially all the risks and rewards of ownership are classified as finance leases. When acquired, such assets are capitalized at fair value or present value

NOTES TO THE FINANCIAL STATEMENTS FOR THE YEAR ENDED 31ST MARCH 2022

of the minimum lease payments at the inception of the lease, whichever is lower. Lease payments and receipts under operating leases are recognised as an expense and income respectively, on a straight line basis in the statement of profit and loss over the lease term except where the lease payments are structured to increase in line with expected general inflation.

XIII. Financial Instruments:

A financial instrument is any contract that gives rise to a financial asset of one entity and a financial liability or equity instrument of another entity.

a) Financial Assets:

i) Initial recognition and measurement:

Financial assets are recognized when the Company becomes a party to the contractual provisions of the instrument.

On initial recognition, all financial assets are recognized at fair value. In case of financial assets which are recognized at Fair Value through Profit and Loss (FVTPL), its transaction costs are recognized in the statement of profit and loss. In other cases, transaction costs are attributable to the acquisition value of the financial asset are added to the value of financial asset.

Financial assets are not reclassified subsequent to their recognition, except and if and in the period the Company changes its business model for managing financial assets.

ii) Subsequent measurement:

Financial assets are subsequently classified and measured at:

- Amortized cost
- Fair value through profit and loss (FVTPL)
- Fair value through other comprehensive income (FVTOCI)

Investments in Debt Instruments:

A debt instrument is measured at amortized cost or at FVTPL. Any debt instrument, which does not meet the criteria for categorization as at amortized cost or as FVTOCI, is classified as at FVTPL. Debt instruments included within the FVTPL category are measured at fair value with all changes recognized in the Statement of profit and loss.

a) Financial Assets measured at amortized cost:

Financial assets are measured at amortized cost when the asset is held within a business model, whose objective is to hold assets for collecting contractual cash flows and contractual terms of the assets are such that they give rise on specified dates to cash flows that are solely payments of principal and interest. Such financial assets are subsequently measured at amortized cost using the effective interest rate method (EIR). The EIR is the rate that discounts estimated future cash income through the expected life of financial instrument. The losses from impairment are recognized in the statement of profit and loss.

b) Financial Assets measured at fair value through OCI (FVTOCI):

Financial assets under this category are measured initially as well as at each reporting date at fair value. Fair value movements are recognized in the other comprehensive income.

c) Financial Assets measured at fair value through profit and loss:

Financial Assets under this category are measured initially as well as at each reporting date at fair value, with all changes recognized in statement of profit and loss.

Investments in Equity Instruments:

All investments in equity instruments classified under financial assets are initially measured at fair value. The Company may, on initial recognition, chooses to measure the same either at FVTOCI or FVTPL, which is done on an instrument-by-instrument basis.

Fair value changes on an equity instrument is recognized as other income in the Statement of Profit and Loss unless the Company has elected to measure irrevocably such instrument at FVTOCI. Fair value changes excluding dividends, on an equity instrument measured at FVTOCI are recognized in OCI. Amounts recognized in OCI are not subsequently reclassified to the Statement of Profit and Loss even on the sale of investment. Dividend income on the investments in equity instruments are recognized as 'other income' in the Statement of Profit and Loss.

NOTES TO THE FINANCIAL STATEMENTS FOR THE YEAR ENDED 31ST MARCH 2022

Investment in Subsidiary, Joint Venture and Associate

Investments in equity instruments of Subsidiaries are measured at costs. Provision for impairment loss on such investment is made only when there is a diminution in the value of investment which is other than temporary.

iii) Derecognition of Financial Assets:

A financial asset is derecognized only when the contractual rights to receive cash flows from the asset have expired or the Company has transferred the financial asset and substantially all the risks and rewards of ownership of the asset.

iv) Impairment of Financial Assets:

Expected credit losses are recognized for all financial assets subsequent to initial recognition other than financial assets in FVTPL category.

Expected credit losses are measured through a loss allowance at an amount equal to:

- The 12-months expected credit losses (expected credit losses that result from those default events on the financial instrument that are possible within 12 months after the reporting date); or
- Full lifetime expected credit losses (expected credit losses that result from all possible default events over the life of the financial instrument).

For trade receivables Company applies simplified approach which requires lifetime ECL allowances to be recognized from initial recognition of the receivables. The Company uses historical default rates to determine impairment loss on the portfolio of trade receivables. At every reporting date these historical default rates are reviewed and changes in the forward looking estimates are analyzed.

For other assets, the Company uses 12 month ECL to provide for impairment loss where there is no significant increase in credit risk. If there is significant increase in credit risk lifetime ECL is used.

The impairment losses and reversals are recognized in Statement of Profit and Loss.

b) Financial Liabilities:

i) Initial recognition and measurement:

Financial liabilities are recognized when the Company becomes a party to the contractual provisions of the instrument.

All financial liabilities are recognized initially at fair value and, in the case of loans and borrowings and payables, net of directly attributable transaction costs, if any.

The Company's financial liabilities include trade and other payables, loans and borrowings including bank overdrafts, financial guarantee contracts and derivative financial instruments.

ii) Subsequent measurement:

Financial liabilities are subsequently measured at amortized cost using the EIR method. Financial liabilities carried at fair value through profit or losses are measured at fair value with all changes in fair value recognized in the Statement of Profit and Loss.

Loans and borrowings:

After initial recognition, interest bearing loans and borrowings are subsequently measured at amortized cost using the EIR method. Gains and losses are recognized in profit and loss when the liabilities are derecognized.

Amortized cost is calculated by taking into account any discount or premium on acquisition and fees or costs that are an integral part of the EIR. The EIR amortization is included as finance costs in the statement of profit and loss.

iii) Derecognition:

A financial liability is derecognized when the obligation specified in the contract is discharged, cancelled or expires.

NOTES TO THE FINANCIAL STATEMENTS FOR THE YEAR ENDED 31ST MARCH 2022

XIV. Derivatives:

The Company enters into various derivative financial instruments to manage its exposure to interest and foreign exchange rate risks, like foreign exchange forward contracts and interest rate swaps.

Derivatives are initially recognized at fair value on the date the derivative contracts are entered into and are subsequently re-measured to their fair value (Mark to Market) at the end of each reporting period. The resulting gain or loss is recognized in the Statement of profit and loss. Company does not designate any of its derivative instruments as hedge instruments. Derivatives are carried as financial assets when fair value is positive and as financial liabilities when the fair value is negative.

XV. Provisions, Contingent Liabilities and Contingent Assets:

Provisions are recognized when the Company has a present obligation (legal or constructive) as a result of a past event, it is probable that an outflow of resources embodying economic benefits will be required to settle the obligation and a reliable estimate can be made of the amount of the obligation. Provisions are measured at the best estimate of the expenditure required to settle the present obligation at the Balance Sheet date.

Contingent liabilities are disclosed when there is a possible obligation arising from past events, the existence of which will be confirmed only by the occurrence or non-occurrence of one or more uncertain future events not wholly within the control of the Company or a present obligation that arises from past events where it is either not probable that an outflow of resources will be required to settle the obligation or a reliable estimate of the amount cannot be made.

If the effect of the time value of money is material, provisions are discounted using a current pretax rate that reflects, when appropriate, the risks specific to the liability. When discounting is used, the increase in the provision due to the passage of time is recognized as finance cost.

Contingent Assets are not recognized but disclosed in the Financial Statements when economic inflow is probable.

XVI. Segment Information:

The Managing Director (MD) is designated as company's Chief Operating Decision Maker (CODM). The MD reviews the company's internal financial information for the purpose of evaluating performance and assigning resources to segments. The Company has determined the operating segment based on structure of reports reviewed by MD. The Company operates in a single primary business segment, i.e. Synthetic Lattices & Rubber.

XVII. Income taxes:

Income tax expense for the year comprises of current tax and deferred tax, recognized in the Statement of Profit and Loss, except to the extent it relates to a business combination, or items recognized directly in equity or in other Comprehensive Income. Current tax is the expected tax payable/receivable on the taxable income/loss for the year using applicable tax rates at the Balance Sheet date, and any adjustment to taxes in respect of previous years. Interest income/expenses and penalties, if any, related to income tax are included in current tax expense.

Deferred tax is recognized in respect of temporary differences between the carrying amount of assets and liabilities for financial reporting purposes and the corresponding amounts used for taxation purposes. A deferred tax liability is recognized based on the expected manner of realization or settlement of the carrying amount of assets and liabilities, using tax rates enacted, or substantively enacted, by the end of the reporting period.

Deferred tax assets are recognized only to the extent that it is probable that future taxable profits will be available against which the asset can be utilized. Deferred tax assets are reviewed at each reporting date and reduced to the extent that it is no longer probable that the related tax benefit will be realized.

Deferred tax assets deriving from carry forward of unused tax credits (including MAT) and unused tax losses are recognized to the extent that it is probable that future taxable profit will be available in future against which the deductible temporary differences, unused tax losses and credits can be utilized. Deferred tax relating to items recognized in other comprehensive income and directly in equity is recognized in correlation to the underlying transaction.

Current tax assets and current tax liabilities are offset when there is a legally enforceable right to set off the recognized amounts and there is an intention to settle the asset and the liability on a net basis. Deferred tax assets and deferred tax liabilities are offset when there is a legally enforceable right to set off current tax assets against current tax liabilities; and the deferred tax assets and the deferred tax liabilities relate to income taxes levied by the same taxation authority.

XVIII. Research and Development:

Expenditure on research and development is charged to statement of profit and loss in the year in which it is incurred, with the exception of:

- expenditure incurred in respect of major new products where the outcome of these projects is assessed as being reasonably certain as regards viability and technical feasibility. Such expenditure is capitalized and depreciated over useful life. Capital expenditure in respect of assets used for conducting research activities are capitalized under respective heads of Property Plant and Equipment. These assets are depreciated over their useful life.

XIX. Earnings per Share:

Basic earnings per share is computed by dividing the net profit for the period attributable to the equity shareholders of the Company by the weighted average number of equity shares outstanding during the period. The weighted average number of equity shares outstanding during the period and for all periods presented is adjusted for events, such as bonus shares, other than the conversion of potential equity shares that have changed the number of equity shares outstanding, without a corresponding change in resources. For the purpose of calculating diluted earnings per share, the net profit for the period attributable to equity shareholders and the weighted average number of shares outstanding during the period is adjusted for the effects of all dilutive potential equity shares.



NOTES TO THE FINANCIAL STATEMENTS FOR THE YEAR ENDED 31ST MARCH 2022

NOTES TO THE FINANCIAL STATEMENTS FOR THE YEAR ENDED 31ST MARCH 2022

NOTE 2 : NON-CURRENT ASSETS - PROPERTY, PLANT AND EQUIPMENT

(₹ in Lakhs)

	Land- Freehold	Land- Leasehold	ROU Lease Assets	Buildings	Plant & Equipment	Furnitures & Office Equipments	Vehicles	Scientific Equipments	Electric & Pipe Fittings	Wind Turbine Generator	Total	Capital work in progress
Gross carrying amount:												
Balance as at 31st March, 2020	-	892.38	26.88	3,830.47	9,661.77	316.12	352.61	240.56	1,125.60	430.29	16,876.68	1,934.57
Additions	-	26.16	-	456.87	2,791.30	55.70	34.91	11.73	46.28	-	3,422.95	-
Deductions	-	-	-	-	(37.53)	(3.05)	(21.35)	-	(0.97)	-	(62.90)	-
Balance as at 31st March, 2021	-	918.54	26.88	4,287.34	12,415.55	368.76	366.16	252.29	1,170.92	430.29	20,236.73	1,155.95
Additions	-	-	-	416.57	1,697.09	67.42	4.26	27.08	354.28	-	2,566.70	-
Deductions	-	-	-	(9.82)	(276.74)	(14.26)	(12.16)	(7.50)	-	-	(320.48)	-
Balance as at 31st March, 2022	-	918.54	26.88	4,694.09	13,835.90	421.92	356.26	271.87	1,525.20	430.29	22,482.95	3,859.61
Accumulated Depreciation:												
Balance as at 31st March, 2020	-	41.60	2.69	496.97	2,640.61	137.41	70.04	77.18	913.18	106.04	4,485.73	-
Additions	-	12.28	5.38	186.49	874.73	40.20	47.50	22.68	177.43	26.52	1,393.20	-
Deductions	-	-	-	-	(29.91)	(2.78)	(18.87)	-	(0.93)	-	(52.50)	-
Balance as at 31st March, 2021	-	53.87	8.07	683.46	3,485.44	174.83	98.67	99.86	1,089.68	132.56	5,826.43	-
Additions	-	12.40	5.38	202.42	874.36	48.14	47.41	22.63	118.74	26.52	1,358.00	-
Deductions	-	-	-	(4.74)	(262.28)	(14.09)	(11.75)	(7.42)	-	-	(300.28)	-
Balance as at 31st March, 2022	-	66.27	13.45	881.14	4,097.52	208.88	134.33	115.07	1,208.42	159.08	6,884.15	-
Net carrying amount:												
Balance as at 31st March, 2020	-	850.78	24.19	3,333.49	7,021.16	178.70	282.57	163.38	212.42	324.25	12,390.95	1,934.57
Balance as at 31st March, 2021	-	864.67	18.81	3,603.88	8,930.11	193.93	267.50	152.43	81.24	297.73	14,410.30	1,155.95
Balance as at 31st March, 2022	-	852.27	13.43	3,812.95	9,738.38	213.04	223.94	156.80	316.78	271.21	15,598.80	3,859.61

NOTES TO THE FINANCIAL STATEMENTS FOR THE YEAR ENDED 31ST MARCH 2022

Note:

The Company does not hold any benami property under the Benami Transactions (Prohibition) Act, 1988 (45 of 1988) and the rules made thereunder. Details of property held as under:

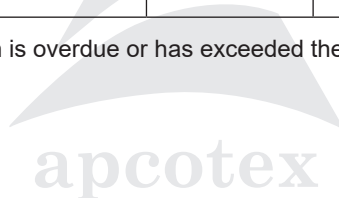
Description of Property	Gross Carrying Value as at 31st March, 2022 (₹ in Lakhs)	Gross Carrying Value as at 31st March, 2021 (₹ in Lakhs)	Title Deeds held in the name of	Whether title deed holder is a Promoter, director or relative of promoter*/ director or employee of promoter/director	Property held since which date	Reason for not being held in the name of the company, (*also indicate if in dispute)
Lease Hold Land (At Valia)	484.55	484.55	Company has received the allotment letter from GIDC. GIDC is in the process of executing the lease deeds in the name of the Company	N.A	06-Feb-16	Company has received the allotment letter from GIDC. GIDC is in the process of executing the lease deeds in the name of the company

PART A:

(₹ in Lakhs)

CWIP	Less than 1 year	1-2 years	2-3 years	More than 3 years	Total
Projects in progress					
As at 31st March 2021	967.25	161.13	27.57	-	1,155.95
As at 31st March 2022	1,167.60	2,670.81	21.20	-	3,859.61
Projects temporarily suspended					
As at 31st March 2021	-	-	-	-	-
As at 31st March 2022	-	-	-	-	-

Note: There are no projects whose completion is overdue or has exceeded the cost compared to its original budget.



NOTES TO THE FINANCIAL STATEMENTS FOR THE YEAR ENDED 31ST MARCH 2022

NOTE 3: NON-CURRENT ASSETS INTANGIBLE ASSETS

(₹ in Lakhs)

	Computer Software	Total
Gross carrying amount:		
Balance as at 31st March , 2020	254.17	254.17
Additions	27.61	27.61
Deductions	-	-
Balance as at 31st March , 2021	281.78	281.78
Additions	44.59	44.59
Deductions	(1.44)	(1.44)
Balance as at 31st March , 2022	324.93	324.93
Accumulated Amortisation:		
Balance as at 31st March , 2020	157.60	157.60
Additions	57.98	57.98
Deductions	-	-
Balance as at 31st March , 2021	215.58	215.58
Additions	51.47	51.47
Deductions	-	-
Balance as at 31st March , 2022	267.05	267.05
Net carrying amount:		
Balance as at 31st March , 2020	96.58	96.58
Balance as at 31st March , 2021	66.20	66.20
Balance as at 31st March , 2022	57.88	57.88

NOTES TO THE FINANCIAL STATEMENTS FOR THE YEAR ENDED 31ST MARCH 2022

NOTE 4: NON-CURRENT ASSETS - FINANCIAL ASSETS -INVESTMENTS

		As at 31st March 2022		As at 31st March 2021	
		Units	Amount (₹ in Lakhs)	Units	Amount (₹ in Lakhs)
A	QUOTED INVESTMENTS				
i)	INVESTMENTS IN EQUITY INSTRUMENTS (at Fair Value Through Other Comprehensive Income)				
1	Astral Poly Technik Ltd of the face value of ₹ 1/- fully paid	497	10.05	435	7.03
2	AU Small Finance Bank Ltd of the face value of ₹ 10/- fully paid	725	9.04	696	8.55
3	Dabur India Ltd of the face value of ₹ 1/- fully paid	256	1.37	956	5.17
4	Britannia Industries Ltd of the face value of ₹ 1/- fully paid	-	-	135	4.89
5	Asian Paints Ltd of the face value of ₹ 1/- fully paid	41,160	1,267.70	41,016	1,040.74
6	Axis Bank of the face value of ₹ 2/- fully paid	6,910	52.60	5,000	34.87
7	Kotak Mahindra Bank of the face value of ₹ 5/- fully paid	410	7.19	367	6.43
8	Dalmia Bharat Ltd. of the face value of ₹ 2/- fully paid	795	11.89	1,224	19.45
9	ICICI Bank Ltd of the face value of ₹ 2/- fully paid	10,453	76.33	11,768	68.49
10	Havells India Ltd. of the face value of ₹ 1/- fully paid	634	7.31	634	6.66
11	Maruti Suzuki of the face value of ₹ 5 /- fully paid	32	2.42	-	-
12	Bajaj Finance Ltd of the face value of ₹ 2/- fully paid	689	50.02	1,053	54.23
13	Ramco Cements of the face value of ₹ 1/- fully paid	-	-	3,272	32.80
14	Bajaj Finserv Ltd of the face value of ₹ 5/- fully paid	694	118.39	449	43.41
15	Tech Mahindra of the face value of ₹ 5/- fully paid	2,101	31.50	4,144	41.09
16	Mahindra and Mahindra Limited of the face value of ₹ 5/- fully paid	-	-	3,775	30.02
17	Cholamandalam Investment and Finance Company of the face value of ₹ 2/- fully paid	1,960	14.08	1,504	8.40
18	Coromandel International Limited of the face value of ₹ 1/- fully paid	386	3.09	3,830	29.67
19	Divi's Laboratories Limited of the face value of ₹ 2/- fully paid	1,927	84.82	2,343	84.87
20	Avenue Supermarts Ltd of the face value of ₹ 10/- fully paid	1,213	48.56	1,165	33.31
21	HDFC Bank Limited of the face value of ₹ 1/- fully paid	783	11.51	2,245	33.53
22	IPCA Laboratories Ltd of the face value of ₹ 2/- fully paid	-	-	225	4.28
23	Multi Commodity Exchange Of India Ltd of the face value of ₹ 10/- fully paid	28	0.40	312	4.72
24	Menon Bearings Limited of the face value of ₹ 1/- fully paid	1,200	1.07	1,200	0.64
25	Page Industries Ltd of the face value of ₹ 10/- fully paid	21	9.07	20	6.06
26	PI Industries of the face value of ₹ 1/- fully paid	282	7.95	343	7.75
27	Pidilite Industries Ltd of the face value of ₹ 1/- fully paid	-	-	231	4.18
28	Shree Cements Ltd of the face value of ₹ 10/- fully paid	21	5.05	21	6.19
29	Tata Elxsi of the face value of ₹ 10/- fully paid	1,699	150.18	4,283	115.34
30	Titan Company Ltd of the face value of ₹ 1/- fully paid	449	11.39	747	11.64
31	Torrent Power Limited of the face value of ₹ 10/- fully paid	142	0.70	142	0.60
32	United Spirits LTD of the face value of ₹ 2/- fully paid	2,062	18.32	677	3.77
33	Varun Beverages of the face value of ₹ 10/- fully paid	1,540	14.50	590	5.92
34	Videocon Industries Limited of the face value of ₹ 10/- fully paid	129	0.01	129	0.01

NOTES TO THE FINANCIAL STATEMENTS FOR THE YEAR ENDED 31ST MARCH 2022

NOTE 4: NON-CURRENT ASSETS - FINANCIAL ASSETS -INVESTMENTS (CONTD.)

		As at 31st March 2022		As at 31st March 2021	
		Units	Amount (₹ in Lakhs)	Units	Amount (₹ in Lakhs)
35	Zee Entertainment Enterprise of the face value of ₹ 1/- fully paid	48	0.14	48	0.10
36	Housing Development Finance Corporation Limited of the face value of ₹ 2/- fully paid	1,284	30.69	1,660	41.47
37	Reliance Industries of the face value of ₹ 10/- fully paid	2,327	61.30	2,131	42.69
38	Bharat Petroleum Corporation Ltd. of the face value of ₹ 10/- fully paid	-	-	4,750	20.33
39	IDFC Ltd. of the face value of ₹ 10/- fully paid	-	-	52,495	24.86
40	Cipla Ltd. of the face value of ₹ 2/- fully paid	1,694	17.25	2,605	21.23
41	State Bank of India of the face value of ₹ 1/- fully paid	13,419	66.22	12,850	46.81
42	Eicher Motors of the face value of ₹ 1/- fully paid	22	0.54	190	4.95
43	Dr Reddy's Laboratories Limited of the face value of ₹ 5/- fully paid	-	-	586	26.46
44	ABB India Limited of the face value of ₹ 2/- fully paid	2,243	48.40	2,260	31.87
45	Piramal Enterprises Ltd. of the face value of ₹ 2/- fully paid	1,021	22.33	861	15.09
46	Tata Motors of the face value of ₹ 2/- fully paid	19,009	49.04	28,995	37.13
47	Tata Consumer Products Limited of the face value of ₹ 1/- fully paid	1,971	15.32	4,305	27.50
48	Greenply Industries Ltd of the face value of ₹ 1/- fully paid	9,744	21.43	9,819	16.75
49	Bayer Cropscience Limited of the face value of ₹ 10/- fully paid	-	-	461	24.63
50	Tata Consultancy Services Limited of the face value of ₹ 1/- fully paid	1,170	43.76	1,560	49.57
51	S H Kelkar & Company Ltd. of the face value of ₹ 10/- fully paid	-	-	10,305	11.48
52	HIL Limited of the face value of ₹ 10/- fully paid	666	26.46	374	11.40
53	Solara Active Pharma Sciences Limited of the face value of ₹ 10/- fully paid	-	-	529	7.37
54	Torrent Pharmaceuticals Limited of the face value of ₹ 5/- fully paid	237	6.62	216	5.50
55	APL Apollo Tubes Ltd of the face value of ₹ 2/- fully paid	1,024	9.37	241	3.38
56	Aarti Industries Limited of the face value of ₹ 5/- fully paid	765	7.32	523	6.89
57	HDFC Life Insurance Company Ltd of the face value of ₹ 10/- fully paid	71	0.38	3,592	25.01
58	Sequent Scientific Limited of the face value of ₹ 2/- fully paid	657	0.88	12,630	30.43
59	Hcl Technologies Limited of the face value of ₹ 2/- fully paid	1,606	18.69	4,283	42.09
60	Dixon Technologies (India) Limited of the face value of ₹ 2/- fully paid	1,065	45.89	930	34.15
61	CPSE ETF of the face value of ₹ 10/- fully paid	-	-	1,15,720	26.22
62	Infosys Ltd of the face value of ₹ 10/- fully paid	530	10.11	-	-
63	L&T Technology Services Ltd of the face value of ₹ 10/- fully paid	21	1.07	-	-
64	Dodla Dairy Limited of the face value of ₹ 10/- fully paid	233	1.04	-	-
65	Indian Energy Exchange Ltd of the face value of ₹ 10/- fully paid	12,657	28.44	-	-
66	Max Healthcare Institute Ltd of the face value of ₹ 10/- fully paid	16,408	57.04	-	-
67	Ajanta Pharma Ltd of the face value of ₹ 2/- fully paid	31	0.56	-	-
68	Hindalco Industries Ltd of the face value of ₹ 1/- fully paid	300	1.71	-	-
69	TV Today Network Ltd of the face value of ₹ 5/- fully paid	855	3.18	-	-
70	Suven Pharmaceuticals Ltd of the face value of ₹ 1/- fully paid	746	4.61	-	-

NOTES TO THE FINANCIAL STATEMENTS FOR THE YEAR ENDED 31ST MARCH 2022

NOTE 4: NON-CURRENT ASSETS - FINANCIAL ASSETS -INVESTMENTS (CONTD.)

		As at 31st March 2022		As at 31st March 2021	
		Units	Amount (₹ in Lakhs)	Units	Amount (₹ in Lakhs)
71	Grasim Industries Ltd of the face value of ₹ 2/- fully paid	1,746	29.05	-	-
72	Navin Fluorine International Ltd of the face value of ₹ 2/- fully paid	45	1.84	-	-
73	Gland Pharma Limited of the face value of ₹ 1/- fully paid	475	15.55	-	-
74	Sona BLW Precision Forgings Limited of the face value of ₹ 10/- fully paid	952	6.47	-	-
75	Wipro of the face value of ₹ 2/- fully paid	725	4.29	-	-
76	Tata Steel Ltd of the face value of ₹ 10/- fully paid	1,711	22.37	-	-
77	Tata Chemicals Ltd of the face value of ₹ 10/- fully paid	2,375	23.14	-	-
78	Indigo Paints Limited of the face value of ₹ 10/- fully paid	103	1.65	-	-
79	Atul Ltd of the face value of ₹ 10/- fully paid	88	9.06	-	-
80	Metropolis Healthcare Limited of the face value of ₹ 2/- fully paid	242	4.93	-	-
81	Bajaj Holdings & Investments Ltd of the face value of ₹ 10/- fully paid	108	5.41	-	-
82	Orient Electric Ltd of the face value of ₹ 1/- fully paid	237	0.76	-	-
83	Tata Communications Ltd of the face value of ₹ 10/- fully paid	257	3.16	-	-
84	NIIT Ltd of the face value of ₹ 2/- fully paid	669	4.16	-	-
85	Poly Medicure Ltd of the face value of ₹ 5/- fully paid	53	0.50	-	-
86	Phoenix Mills Ltd of the face value of ₹ 2/- fully paid	62	0.68	-	-
87	Blue Dart Express Ltd of the face value of ₹ 10/- fully paid	569	39.05	-	-
88	Nestle India Ltd of the face value of ₹ 10/- fully paid	26	4.52	-	-
89	BEML of the face value of ₹ 10/- fully paid	35	0.64	-	-
90	FDC Limited of the face value of ₹ 1/- fully paid	1,971	5.07	-	-
91	Persistent Systems Ltd of the face value of ₹ 1/- fully paid	68	3.24	-	-
92	Sonata Software Ltd of the face value of ₹ 1/- fully paid	649	4.80	-	-
93	Garware Technical Fibres Ltd of the face value of ₹ 10/- fully paid	46	1.30	-	-
94	Deepak Nitrite Limited of the face value of ₹ 2/- fully paid	450	10.10	-	-
95	Cartrade Tech Limited of the face value of ₹ 10/- fully paid	21	0.12	-	-
96	Crompton Greaves Consumer Electricals Ltd of the face value of ₹ 2/- fully paid	1,581	5.91	-	-
97	Intellect Design Arena Ltd of the face value of ₹ 5/- fully paid	185	1.75	-	-
98	Bosch Ltd of the face value of ₹ 10/- fully paid	91	13.14	-	-
99	Mphasis Ltd of the face value of ₹ 10/- fully paid	79	2.67	-	-
100	Abbott India Ltd of the face value of ₹ 10/- fully paid	7	1.24	-	-
101	FSN E-Commerce Ventures Ltd of the face value of ₹ 1/- fully paid	655	11.07	-	-
102	Suprajit Engg Ltd of the face value of ₹ 1/- fully paid	817	2.80	-	-
103	Polycab India Limited of the face value of ₹ 10/- fully paid	1,294	30.60	-	-
104	3M India Ltd of the face value of ₹ 10/- fully paid	4	0.79	-	-
105	Chemplast Sanmar Limited of the face value of ₹ 5/- fully paid	1,352	8.99	-	-
106	DCM Shriram Ltd of the face value of ₹ 2/- fully paid	198	2.24	-	-
107	Coforge Ltd of the face value of ₹ 10/- fully paid	39	1.74	-	-

NOTES TO THE FINANCIAL STATEMENTS FOR THE YEAR ENDED 31ST MARCH 2022

NOTE 4: NON-CURRENT ASSETS - FINANCIAL ASSETS -INVESTMENTS (CONTD.)

		As at 31st March 2022		As at 31st March 2021	
		Units	Amount (₹ in Lakhs)	Units	Amount (₹ in Lakhs)
108	Computer Age Management Services Ltd of the face value of ₹ 10/- fully paid	49	1.13	-	-
109	DR Lal Pathlabs Ltd of the face value of ₹ 10/- fully paid	19	0.50	-	-
110	Phillips Carbon Black Ltd of the face value of ₹ 1/- fully paid	11,675	26.70	-	-
111	Newgen Software Technologies Ltd of the face value of ₹ 10/- fully paid	156	0.73	-	-
112	KNR Constructions Limited of the face value of ₹ 2/- fully paid	170	0.48	-	-
113	Info Edge India Ltd of the face value of ₹ 10/- fully paid	21	0.95	-	-
114	Fine Organic Industries Ltd of the face value of ₹ 5/- fully paid	41	1.64	-	-
115	ICICI Securities Ltd of the face value of ₹ 5/- fully paid	837	5.20	-	-
116	ICICI Lombard General Insurance Company Ltd of the face value of ₹ 10/- fully paid	66	0.88	-	-
117	Prestige Estates Projects Limited of the face value of ₹ 10/- fully paid	5,009	24.73	-	-
118	Vedant Fashions Ltd of the face value of ₹ 1/- fully paid	80	0.77	-	-
119	Saregama India Limited of the face value of ₹ 10/- fully paid	35	1.69	-	-
120	Natco Pharma Ltd. of the face value of ₹ 2/- fully paid	766	5.79	-	-
			2,982.29		2,400.07
ii)	INVESTMENTS IN MUTUAL FUNDS (at Fair Value Through Other Comprehensive Income)				
1	Motilal Oswal AIF - Focussed Business Advantage Fund (GR)	-	-	15,00,000	236.19
2	Aditya Birla Sun Life Banking & PSU Debt Fund - Growth-Direct Plan	31,338	95.37	31,338	90.79
3	Aditya Birla Sun Life Corporate Bond Fund - Growth-Direct Plan	95,492	87.09	95,492	82.82
5	Franklin India Prima Fund - Direct - GROWTH	-	-	5,368	73.03
6	HDFC Small Cap Fund-Direct Growth Plan	-	-	1,44,189	83.23
7	ICICI Prudential Bond Fund-Direct Plan-Growth	8,32,183	276.88	8,32,183	266.31
8	ICICI Prudential Nifty Index Fund-Direct Plan Growth	70,864	125.43	69,482	102.55
9	IDFC Banking And Psu Debt Fund-Direct Plan-Growth	8,86,567	180.85	8,86,567	173.24
10	ICICI Prudential Nifty 50 Index Fund-Direct Plan Growth	7,81,690	294.69	7,81,690	243.70
11	Kotak Corporate Bond Fund Direct Growth	2,692	84.32	2,692	80.33
12	L&T Banking And Psu Debt Fund Direct Plan-Growth	8,95,798	188.27	8,95,798	180.16
13	SBI Magnum Multicap Fund-Direct Plan-Growth	-	-	3,94,361	266.30
14	Franklin India Focused Equity Fund-Direct	-	-	32,825	18.71
15	Kotak Equity Opportunitites Fund-Direct Plan-Growth	1,01,393	219.86	1,01,393	180.91
16	Kotak Emerging Equity Fund-Direct Plan-Growth	8,08,264	643.53	8,08,264	510.73
17	Kotak Nasdaq 100 FoF - Dir - Growth	3,62,624	41.74	3,62,624	35.40
18	HDFC Index Fund-Nifty 50 Plan-Direct Plan	1,18,147	193.43	1,18,147	161.34
19	SBI Focused Equity Fund Direct Growth	90,104	229.42	80,718	162.89
20	Nippon India Gold Savings Fund - Direct Growth Plan Growth Option	1,52,114	32.53	1,52,114	28.19
21	PGIM India Global Equity Opportunities Fund-Direct Plan-Growth	8,94,960	315.47	2,35,192	81.47
22	Motilal Oswal Nasdaq 100 Fund of Fund-Direct Plan Growth	13,09,343	306.30	9,73,231	195.48

NOTES TO THE FINANCIAL STATEMENTS FOR THE YEAR ENDED 31ST MARCH 2022

NOTE 4: NON-CURRENT ASSETS - FINANCIAL ASSETS -INVESTMENTS (CONTD.)

		As at 31st March 2022		As at 31st March 2021	
		Units	Amount (₹ in Lakhs)	Units	Amount (₹ in Lakhs)
23	Motilal Oswal S&P 500 Index Fund-Direct Growth	22,48,109	355.37	10,94,704	143.63
24	Canara Robeco Flexi Cap Fund	20,289	48.52	20,289	39.61
25	Mirae Asset Large Cap Fund-Direct Plan-Growth	1,99,120	168.13	1,99,120	140.76
26	Edelweiss Greater China Equity Off-shore Fund - Direct Plan Growth-	57,342	25.05	57,342	32.44
27	Axis Focused 25 Fund-Direct Plan-Growth	10,21,139	491.99	9,98,735	413.58
28	Axis Bluechip Fund-Direct Growth	1,54,173	76.98	1,54,173	65.75
29	Axis Small Cap Fund Direct Growth	4,42,813	302.31	2,26,677	108.67
30	Nippon India Nifty Midcap 150 Index Fund-Direct Growth Plan	12,72,979	162.32	-	-
31	ICICI Prudential Nifty Low Vol 30 ETF FOF Direct Plan Growth	5,29,078	60.23	-	-
			5,006.08		4,198.21
iii)	INVESTMENTS IN BONDS OR DEBENTURES (at Fair Value Through Other Comprehensive Income)				
1	Muthoot Finance Ltd Nifty 50 Index Linked Secured Rated Listed Principal Protected Linked Redeemable Non Convertible Debentures Series 2A Option I of the face Value of ₹1,000,000/- per unit (Maturity Date:08th July,2022)	20	231.23	20	217.52
			231.23		217.52
B	UNQUOTED INVESTMENTS				
i)	INVESTMENTS IN EQUITY INSTRUMENTS (at Fair Value Through Other Comprehensive Income)				
1	Narmada Clean Tech Limited of Rs 10/- each fully paid up	2,47,500	-	2,47,500	-
2	Bharuch Enviro Infrastructure Limited of ₹10/- each fully paid up	1,751	-	1,751	-
3	Kesoram Textile Mills Ltd of the face value of ₹ 10/- fully paid	300	-	300	-
4	Computech International Ltd of the face value of ₹ 5/- fully paid	100	-	100	-
5	Consortex Karl Doelitz (India) Ltd of the face value of ₹ 10/- fully paid	2,000	-	2,000	-
6	Skylid Telecom Equipments Ltd of the face value of ₹ 10/- fully paid	1,000	-	1,000	-
7	Cybele Paradise Pvt Ltd. of ₹10/- fully paid	1,20,000	-	1,20,000	-
	TOTAL INVESTMENTS		8,219.60		6,815.80
	Aggregate amount of quoted investments		8,219.60		6,815.80
	Aggregate amount of unquoted investments		-		-

Note:

All investments classified under financial assets are initially measured at fair value. The Company, on initial recognition, chooses to measure the same either at FVTOCI or FVTPL, which is done on an instrument-by-instrument basis. Fair value changes on an equity instrument are recognized as other income in the Statement of Profit and Loss unless the Company has elected to measure irrevocably such instrument at FVTOCI. Fair value changes excluding dividends, on an equity instrument measured at FVTOCI are recognized in OCI. Amounts recognized in OCI are not subsequently reclassified to the Statement of Profit and Loss even on the sale of investment. Dividend income on the investments in equity instruments are recognized as 'other income' in the Statement of Profit and Loss.

NOTES TO THE FINANCIAL STATEMENTS FOR THE YEAR ENDED 31ST MARCH 2022

NOTE 5 :NON CURRENT ASSETS- FINANCIAL ASSETS-OTHER FINANCIAL ASSETS

(₹ in Lakhs)

	As at 31st March 2022	As at 31st March 2021
Security Deposits		
Considered Good, Unsecured	7.47	7.90
Total	7.47	7.90

NOTE 6 : NON CURRENT ASSETS- NON CURRENT TAX ASSETS (NET)

(₹ in Lakhs)

	As at 31st March 2022	As at 31st March 2021
i. Income Tax paid against disputed liability	208.33	208.33
ii. Advance payments of Income Tax (Net of Provisions)	73.47	524.84
Total	281.80	733.17

NOTE 7: NON CURRENT ASSETS- OTHER NON-CURRENT ASSETS

(₹ in Lakhs)

	As at 31st March 2022	As at 31st March 2021
(i) Capital Advances		
Considered Good, Unsecured	1,594.47	93.47
	1,594.47	93.47
(ii) Advances other than capital advances		
a.Security Deposits		
Considered Good, Unsecured	381.50	376.21
b. Other Advances		
i. Balance with Excise & Service Tax	4.63	4.25
ii. Excise Duty,Sales Tax etc under protest	38.40	38.40
iii. VAT Tax Refund Receivable*	95.95	124.95
Total	2,114.95	637.28

Note:

* As the Company is entitled for refund in monetary terms, the refund claimed towards VAT in states of Maharashtra & Gujarat (i.e. excess input tax credit over tax liability) as per extant provisions of MVAT & GVAT Act.

NOTES TO THE FINANCIAL STATEMENTS FOR THE YEAR ENDED 31ST MARCH 2022

NOTE 8 : CURRENT ASSETS - INVENTORIES

(₹ in Lakhs)

	As at 31st March 2022	As at 31st March 2021
i. Raw Materials	5,420.94	3,399.04
ii. Packing Materials	141.78	131.93
iii. Stores and Spares	803.82	551.80
iv. Finished Goods	2,345.20	1,500.02
Total	8,711.74	5,582.79
Inventory includes:		
In Transit		
- Raw Materials	785.55	440.42
- Finished Goods	176.59	136.00

Note : Inventory is valued at cost or net realisable value whichever is lower

NOTE 9 : CURRENT ASSETS FINANCIAL ASSETS - INVESTMENT

(₹ in Lakhs)

	As at 31st March 2022	As at 31st March 2021
Investment in Liquid Mutual Funds	1,531.93	1,422.64
Total	1,531.93	1,422.64

(₹ in Lakhs)

	As at 31st March 2022		As at 31st March 2021	
	Unit	Amount	Unit	Amount
Details of Investment in Liquid Mutual funds (At Fair value Through Profit & Loss)*				
Edelweiss Liquid Fund-Regular Plan Growth	-	-	2,879	75.54
Axis Liquid Fund-Direct Growth	-	-	3,657	83.54
Axis Short Term Fund-Direct Plan-Growth	8,63,029	230.28	8,63,029	219.23
IDFC Bond Fund-Short Term Plan-Growth-(Direct Plan)	2,57,834	126.33	2,57,834	120.83
Kotak Bond Fund (Short Term) - Direct Plan - Growth	3,76,794	172.18	3,76,794	163.82
ICICI Prudential Liquid Fund - Direct Plan - Growth	57,746	182.05	1,229	3.75
Kotak Liquid Fund Direct Plan Growth	1,266	54.50	1,797	74.75
IDFC - Corporate Bond fund Direct Plan Growth	7,50,181	120.33	7,50,181	114.54
Aditya Birla Sun Life Overnight Fund-Growth-Direct Plan	-	-	1,415	15.75
Motilal Oswal Liquid Fund-Direct Growth	34,072	3.88	18,71,135	206.52
DSP Bond Fund - Direct Plan - Growth	1,13,888	79.13	1,13,888	75.69
UTI Overnight Fund-Direct Growth Plan	-	-	4,332	122.07
Axis Corporate Debt Fund-Direct Growth	5,56,806	79.40	5,56,806	75.54
PGIM India Insta Cash Fund-Direct Plan-Growth	3,349	9.29	3,843	10.30
Bharat Bond FOF - April 2025 - Direct Plan Growth	5,93,818	64.26	5,93,818	60.77
Nippon India Liquid Fund-Direct Plan Growth Plan-Growth Option	5,029	261.90	-	-
Axis Liquid Fund-Direct Plan-Daily Dividend Reinvestment	3,200	75.66	-	-
Edelweiss Liquid Fund-Regular Plan Growth	2,684	72.74	-	-
Total		1,531.93		1,422.64

NOTES TO THE FINANCIAL STATEMENTS FOR THE YEAR ENDED 31ST MARCH 2022

NOTE 10 : CURRENT ASSETS- FINANCIAL ASSETS - TRADE RECEIVABLES

	(₹ in Lakhs)	
	As at 31st March 2022	As at 31st March 2021
A) Undisputed Trade Receivable-considered good		
Not due	15,765.42	8,780.26
Less than 6 months	738.04	1,812.26
6 months-1 year	0.33	0.06
1-2 years	0.52	1.58
2-3 years	-	-
More than 3 years	-	-
Less : Provision for expected credit loss*	(328.64)	(109.50)
B) Undisputed Trade Receivable-which have significant increase in credit risk	-	-
C) Undisputed Trade Receivable-credit impaired	-	-
D) Disputed Trade Receivable-considered good	-	-
E) Disputed Trade Receivable-which have significant increase in credit risk	-	-
F) Disputed Trade Receivable-credit impaired	-	-
Not due	-	-
Less than 6 months	-	-
6 months-1 year	-	-
1-2 years	-	1.58
2-3 years	-	-
More than 3 years	377.90	377.90
Less : Provision for Doubtful Debt / Credit Impaired	(377.90)	(379.48)
Total	16,175.67	10,484.66
Note:	* The company has used a practical expedient by computing the expected credit loss allowance for trade receivables based on provision matrix, which takes into account historical credit loss experience. The expected credit loss (ECL) allowance is based on total receivables that are due and the rate given in provisional matrix. The provisional matrix at the end of the reporting period is as follows:	
ECL %	2%	1%
Movement in ECL allowance (₹ lakhs)		
Balance at beginning of year	109.50	29.01
Movement	219.14	80.49
Balance at end of the year	328.64	109.50

NOTE 11 : CURRENT ASSETS- FINANCIAL ASSETS - CASH AND CASH EQUIVALENTS

	(₹ in Lakhs)	
	As at 31st March 2022	As at 31st March 2021
Cash on hand	10.02	9.53
A. Balances with Banks:		
i. In current accounts	135.98	396.08
ii. EEFC	49.12	658.07
Total	195.12	1,063.68
Note:	The above cash and bank balances have not been pledged	

NOTES TO THE FINANCIAL STATEMENTS FOR THE YEAR ENDED 31ST MARCH 2022

NOTE 12 : CURRENT ASSETS- FINANCIAL ASSETS - OTHER BANK BALANCES

(₹ in Lakhs)

	As at 31st March 2022	As at 31st March 2021
Other Bank Balances		
Earmarked balances with banks:		
Margin money deposits	530.19	293.68
Unpaid dividend*	163.86	144.32
Total	694.05	438.00
Note:		
* No amounts due to Investor Education & Protection Fund		

NOTE 13 : CURRENT ASSETS- FINANCIAL ASSETS - LOANS

(₹ in Lakhs)

	As at 31st March 2022	As at 31st March 2021
Considered good, Unsecured		
Loans to Employees	40.43	39.02
Total	40.43	39.02

NOTE 14 : CURRENT ASSETS- FINANCIAL ASSETS - OTHERS

(₹ in Lakhs)

	As at 31st March 2022	As at 31st March 2021
Considered good, Unsecured		
Interest Receivable	3.19	7.66
Others	925.54	709.42
Total	928.73	717.08

NOTE 15 : CURRENT ASSETS- OTHER CURRENT ASSETS

(₹ in Lakhs)

	As at 31st March 2022	As at 31st March 2021
Considered good, Unsecured		
Advances to Vendors	718.99	1,114.67
GST Receivable (Net)	1,198.68	416.27
Export benefits receivable	137.76	59.88
Other Receivable	12.32	6.13
Total	2,067.75	1,596.95

NOTES TO THE FINANCIAL STATEMENTS FOR THE YEAR ENDED 31ST MARCH 2022

NOTE 16 : EQUITY- EQUITY SHARE CAPITAL

(₹ in Lakhs)

	As at 31st March 2022	As at 31st March 2021
Authorised		
157,900,000 Equity Shares of ₹ 2/- each (157,900,000 Equity Shares of ₹ 2/- each)	3,158.00	3,158.00
500 Preference Shares of ₹ 100/- each (500 Preference Shares of ₹ 100/- each)	0.50	0.50
1,25,000 Unclassified Shares of ₹ 2/- each (1,25,000 Unclassified Shares of ₹ 2/- each)	2.50	2.50
	3,161.00	3,161.00
Issued, Subscribed and Paid up capital		
51,844,960 Equity Shares of ₹ 2/- each fully paid (51,844,960 Equity Shares of ₹ 2/- each-Refer Note 16(a))	1,036.90	1,036.90
	1,036.90	1,036.90

Notes:

- Pursuant to the sub-division of the Equity Shares of the Company, the 63,160,000 Authorised Equity Shares of the nominal value of ₹ 5/- each have been sub-divided into 157,900,000 Equity Shares of the nominal value of ₹ 2/- each.
- 50,000 Unclassified shares of nominal value ₹ 5/- each of have been subdivided into 1,25,000 Unclassified shares of ₹ 2/- each.

a) Reconciliation of the number of shares

Equity Shares	As at 31st March 2022		As at 31st March 2021	
	Number of Shares	Amount (₹ in Lakhs)	Number of Shares	Amount (₹ in Lakhs)
Balance as at the beginning of the year	5,18,44,960	1,036.90	5,18,44,960	1,036.90
Balance as at the end of the year	5,18,44,960	1,036.90	5,18,44,960	1,036.90

b) Shareholders holding more than 5% shares in the company

Shares held by	As at 31st March 2022		As at 31st March 2021	
	Number of Shares	% Holding	Number of Shares	% Holding
Atul Choksey	74,00,014	14.27	79,18,014	15.27
Parul Atul Choksey	73,97,566	14.27	73,97,566	14.27
Abhiraj Choksey (including Abhiraj Choksey HUF)	68,99,570	13.31	68,99,570	13.31
Devanshi Anant Veer Jalan	54,49,424	10.51	57,08,424	11.01

Notes:

- The Company paid Final Dividend of ₹ 2/- per share (on fully paid up share of ₹ 2/- each) for FY 2020-21 in compliance with Section 123 of the Companies Act,2013 approved by the shareholders in the Annual General Meeting.
- Pursuant to the approval of the Board of Directors on 27th January 2022, the Company paid an interim dividend @ ₹ 2 /- (previous year final dividend @ ₹ 2/-) per equity share of the face value of ₹ 2/- each in compliance with Section 123 of the Companies Act,2013 to the Shareholders who were on the register of members as on 11th February 2022, being the record date fixed for this purpose. Interim Dividend absorbed a sum of ₹ 1,036.90 lakhs out of the net profits after tax for the financial year 2021-22.
- The Board of Directors have recommended a Final Dividend of ₹ 3/- per share (on fully paid up share of ₹ 2/- each) for FY 2021-22 in compliance with Section 123 of the Companies Act, 2013 and is subject to approval of shareholders in the ensuing Annual General Meeting.

NOTES TO THE FINANCIAL STATEMENTS FOR THE YEAR ENDED 31ST MARCH 2022

c) Shareholding of Promoters at the end of the year

Promoter Name:	As at 31st March 2022			As at 31st March 2021		
	No of shares	% of total shares	% change during the year	No of shares	% of total shares	% change during the year
Promoters:						
Atul Choksey	74,00,014	14.27	-7%	79,18,014	15.27	0%
Parul Atul Choksey	73,97,566	14.27	0%	73,97,566	14.27	0%
Abhiraj Choksey (including Abhiraj Choksey HUF)	68,99,570	13.31	0%	68,99,570	13.31	0%
Devanshi Anant Veer Jalan	54,49,424	10.51	-5%	57,08,424	11.01	0%
Biyash A Choksey	3,49,000	0.68	288%	90,000	0.18	0%
Alekha Abhiraj Choksey	2,59,000	0.50	100%	-	-	0%
Tarika Abhiraj Choksey	2,59,000	0.50	100%	-	-	0%
Atul Choksey Trust	100	0.00	0%	100	0.00	100%
Parul Atul Choksey Trust	100	0.00	0%	100	0.00	100%
Promoter Group:						
Abhiraj Trading And Investment Pvt Ltd	2,91,170	0.56	0%	2,91,170	0.56	0%
Rita Ashok Parekh	2,66,850	0.52	0%	2,65,950	0.52	0%
Aquamarine Trading & Investments Private Limited	2,47,000	0.48	0%	2,47,000	0.48	0%
Bhuvantray Investments And Trading Company Private Ltd	2,49,460	0.48	0%	2,49,460	0.48	0%
Namrata Nihal Doshi	2,45,540	0.48	72%	1,42,690	0.28	0%
Amit Champaklal Choksey (including Amit Champaklal Choksey HUF)	1,72,275	0.33	-37%	2,75,125	0.53	0%
Ankita Rohan Khatau	1,35,220	0.26	0%	1,35,220	0.26	0%
Gauriputra Investments And Trading Company Private Ltd	1,31,000	0.25	0%	1,31,000	0.25	0%
Priti Amit Choksey	1,17,835	0.23	0%	1,17,835	0.23	0%
Girish Champaklal Choksey	44,500	0.09	0%	44,500	0.09	0%
HMP Minerals Private Limited	48,310	0.09	0%	48,310	0.09	0%
Ankur Girish Choksey	34,000	0.07	0%	34,000	0.07	0%
Prashant Girish Choksey	33,000	0.06	0%	33,000	0.06	0%
Sunita Girish Choksey	23,000	0.04	0%	23,000	0.04	0%
Colortek India Limited	21,893	0.04	0%	21,893	0.04	0%
Haridwar Enterprises LLP	21,500	0.04	0%	21,500	0.04	0%
Jareepa Trading LLP	21,500	0.04	0%	21,500	0.04	100%
Devaki Anand Trivedi	16,000	0.03	0%	16,000	0.03	0%
Janaki Ashok Parekh	12,000	0.02	0%	12,000	0.02	0%
Choksey Chemicals Private Ltd	690	0.00	0%	690	0.00	0%
Mazda Colours Limited	-	-	-100%	12,000	0.02	100%
Total	3,01,46,517	58.15		3,01,57,717	58.17	

NOTES TO THE FINANCIAL STATEMENTS FOR THE YEAR ENDED 31ST MARCH 2022

d) Rights, Preference & Restrictions attached to Equity Shares

The Company has one class of share having a par value of ₹ 2 per share. Each shareholder is eligible for one vote per share held. In the event of liquidation, the equity shareholders are eligible to receive the remaining assets of the company after distribution of all preferential amounts, in proportion to their shareholding.

NOTE 17 : EQUITY- OTHER EQUITY

	As at 31st March 2022	As at 31st March 2021
Capital Reserve	4,370.20	4,370.20
Capital Redemption Reserve	0.32	0.32
Securities Premium	2,599.95	2,599.95
General Reserve	-	5,222.22
Retained earnings	29,255.68	15,722.00
FVTOCI Reserve	2,353.30	1,588.75
Total	38,579.45	29,503.44

Notes:
Refer Statement of Changes in Equity for detailed breakup.

Nature and purpose of reserves :

(a) **Capital Reserve** : During amalgamation, the excess of net assets taken, over the cost of consideration paid is treated as capital reserve.

(b) **Capital Redemption Reserve** : The Company has recognised Capital Redemption Reserve on buyback of equity shares from its retained earnings. The amount in Capital Redemption Reserve is equal to nominal amount of the equity shares bought back.

(c) **Securities Premium** : The amount received in excess of face value of the equity shares is recognised in Securities Premium. In case of equity settled based payment transactions, the difference between fair value on grant date and nominal value of share is accounted as securities premium.

(d) **General Reserve** : The General Reserve is used from time to time to record transfer of profit from retained earnings, for appropriation purposes. As general reserve is created by transfer of one component of equity to another and it is not an item of other comprehensive income, it will not be reclassified subsequently to Profit or Loss.

(e) **Retained Earning** : Retained earnings are the profits that the Company has earned till date, less any transfers to general reserve, dividends or other distributions paid to shareholders.

(f) **FVTOCI Reserve**: Gain / (Loss) on fair valuation of Non Current Investments classified under FVTOCI.

NOTE 18 : NON CURRENT LIABILITIES FINANCIAL LIABILITIES- TERM LOAN

	As at 31st March 2022	As at 31st March 2021
Term Loan from Bank-Secured *	2,636.25	601.68
Total	2,636.25	601.68

Notes:

i. Term Loans from banks is secured by first parri passu charge over Plant and Machinery at plants located in Talaja, Maharashtra and Valia, Gujarat, immovable fixed assets (Factory land and Building) on the plant located at Talaja Maharashtra and second parri passu charge on stock, book debts and current assets of the company. The credit facilities availed by the Company carry interest rate in the range of 5.45 % p.a. to 7.25% p.a.

ii. Term Loan have been applied for the purpose of capacity expansion of the plant and various other capex plans.

iii. Registration of charges or satisfaction with registrar of companies within the statutory period.

iv. Quarterly return/statement of current assets filed by the company with bank are in agreement with the books of accounts. The company has not been declared as willful defaulter by any bank or financial institution.

Term Loan Repayment:
Term Loan of ₹ 2,965.98 Lakhs, repayable in quarterly installments upto January 2028.

NOTES TO THE FINANCIAL STATEMENTS FOR THE YEAR ENDED 31ST MARCH 2022

NOTE 19 : NON CURRENT LIABILITIES FINANCIAL LIABILITIES -LEASE LIABILITIES

(₹ in Lakhs)

	As at 31st March 2022	As at 31st March 2021
Lease Liabilities	9.27	14.84
Total	9.27	14.84

NOTE 20 : NON CURRENT LIABILITIES FINANCIAL LIABILITIES -OTHER FINANCIAL LIABILITIES

(₹ in Lakhs)

	As at 31st March 2022	As at 31st March 2021
Security Deposits	596.58	428.16
Total	596.58	428.16

NOTE 21 : NON CURRENT LIABILITIES- PROVISIONS

(₹ in Lakhs)

	As at 31st March 2022	As at 31st March 2021
Employee Benefit Obligations		
Compensated Absences	332.07	307.94
Total	332.07	307.94
Notes:		
Details of provisions for Compensated Absences		
Opening balance - Long Term	307.94	294.04
Opening balance - Short Term	44.45	45.35
Add:Provision made during year	53.67	30.92
Less:Utilisation during the year	(26.33)	(17.92)
Closing Balance - Long Term	332.07	307.94
Closing Balance - Short Term	47.66	44.45

NOTE 22 : NON CURRENT LIABILITIES-DEFERRED TAX LIABILITIES (NET)

(₹ in Lakhs)

	As at 31st March 2022	As at 31st March 2021
Deferred tax liabilities		
Depreciation on Fixed Assets (other than Scientific Research Assets)	968.18	1,226.46
Depreciation on Scientific Research Assets	25.43	35.12
Unrealised Long Term Capital Gain	318.26	223.79
Total Deferred tax liabilities	1,311.87	1,485.37
Deferred tax assets		
Provision for doubtful debts	177.94	170.85
Provision for leave encashment	95.59	123.13
Expenditure allowed on payment basis	228.07	112.09
Amalgamation Expenses	-	27.07
Total Deferred tax assets	501.60	433.14
Net Deferred tax liability/(assets)	810.27	1,052.23

NOTES TO THE FINANCIAL STATEMENTS FOR THE YEAR ENDED 31ST MARCH 2022

NOTE 23 : CURRENT LIABILITIES- FINANCIAL LIABILITIES - BORROWINGS

(₹ in Lakhs)

	As at 31st March 2022	As at 31st March 2021
Secured Loans		
Working Capital Loans		
Cash Credit facilities from Banks*	2,045.57	507.48
Current Maturities of Long term debt**	329.73	329.92
Total	2,375.30	837.40
Notes:		
* Cash Credit and Working Capital Demand Loans from banks are secured by hypothecation of Inventories, Account Receivables on parri passu basis and exclusive charge on land and building and second parri passu charge on plant and machinery. The credit facilities availed by the Company carry interest rate in the range of 6.15 % p.a. to 8.90 % p.a. Cash Credit facilities have been availed for the purpose of Working Capital of the company.		
** Refer Note 18 Term Loan		

NOTE 24 : CURRENT LIABILITIES FINANCIAL LIABILITIES -LEASE LIABILITIES

(₹ in Lakhs)

	As at 31st March 2022	As at 31st March 2021
Lease Liabilities	5.57	5.12
Total	5.57	5.12

NOTE 25 : CURRENT LIABILITIES- FINANCIAL LIABILITIES - TRADE PAYABLES

(₹ in Lakhs)

	As at 31st March 2022	As at 31st March 2021
A) MSME		
Not due	1,010.94	432.00
Less than 1 year	24.50	35.60
1-2 years	-	5.76
2-3 years	-	-
More than 3 years	-	-
B) Others		
Not due	7,191.35	6,128.39
Less than 1 year	1,765.36	1,192.81
1-2 years	4.51	229.34
2-3 years	7.20	72.95
More than 3 years	-	0.45
Disputed dues-MSME	-	-
Disputed dues-Others	-	-
Total	10,003.86	8,097.30

NOTES TO THE FINANCIAL STATEMENTS FOR THE YEAR ENDED 31ST MARCH 2022

Notes:

i. Dues to micro enterprises and small enterprises

Micro & Small enterprises as defined under the Micro, Small and Medium Enterprises Development Act, 2006 (MSMED Act) have been identified by the Company on the basis of the information available with the Company and the auditors have relied on the same. Sundry creditors include total outstanding dues of micro enterprises and small enterprises amounting to ₹ 1,035.44 lakhs (Previous Year: ₹ 473.36 lakhs). The disclosure pursuant to MSMED Act based on the books of account is as under:

	As at 31st March 2022	As at 31st March 2021
Principal amount due and remaining unpaid	1,035.44	473.36
Interest due on above and the unpaid interest	1.41	2.29
Interest paid in terms of Section 16 of MSMED Act	2.67	0.08
Amount of payments made to supplier beyond the appointed day	41.36	27.70
Amount of interest due and payable for the period of delay on payment made beyond the appointed day during the year without adding interest specified under MSMED Act,2006	-	-
Amount of Interest accrued and remaining unpaid	1.41	2.29
Amount of further interest remaining due and payable in succeeding years for the purpose of disallowance under section 23 of the MSMED Act,2006	-	-

NOTE 26 : CURRENT LIABILITIES- FINANCIAL LIABILITIES - OTHER FINANCIAL LIABILITIES

(₹ in Lakhs)

	As at 31st March 2022	As at 31st March 2021
Current Maturities of Long term debt:		
Unpaid/Unclaimed Dividend*	163.86	144.32
Unclaimed Fixed Deposits and Interest thereon	0.70	0.70
Other Liabilities:		
i. Payable for Expenses	2,324.12	1,522.99
ii. Payable for Capital goods	71.14	180.22
Total	2,559.82	1,848.23
Note:	* No amounts are due and payable to Investor Education & Protection Fund	

NOTE 27 : CURRENT LIABILITIES-PROVISIONS

(₹ in Lakhs)

	As at 31st March 2022	As at 31st March 2021
Employee Benefit Obligations:		
Compensated Absences	47.66	44.45
Gratuity	108.84	87.78
Total	156.50	132.23

NOTES TO THE FINANCIAL STATEMENTS FOR THE YEAR ENDED 31ST MARCH 2022

NOTE 28 : CURRENT LIABILITIES - OTHER CURRENT LIABILITIES

(₹ in Lakhs)

	As at 31st March 2022	As at 31st March 2021
<u>Statutory Liabilities -</u>		
i. TDS under Income Tax	102.94	73.13
ii. Provident Fund, Profession Tax and ESIC	31.52	27.73
Payable to Employees	577.37	594.43
Advance received from Customers	515.28	434.15
Others	156.58	176.49
Total	1,383.69	1,305.93

NOTE 29 : REVENUE FROM OPERATIONS

(₹ in Lakhs)

	For the Year Ended 31st March 2022	For the Year Ended 31st March 2021
Sale of Products*		
Domestic	74,838.54	44,524.99
Exports	20,277.94	9,263.06
Total Sale of Products	95,116.48	53,788.05
Other Operating Revenue :		
Export Incentives	345.27	137.31
Scrap Sales	219.74	123.17
Others	7.60	15.06
Total Operating Revenue	572.61	275.54
Total	95,689.09	54,063.59

NOTE 30 : OTHER INCOME

(₹ in Lakhs)

	For the Year Ended 31st March 2022	For the Year Ended 31st March 2021
Interest Income on Bank Deposits and Others	40.44	72.67
Dividend Income from Investments	24.17	61.43
Profit on Sale of Assets	24.43	3.37
Income from Rent	1.76	2.27
Foreign Exchange Fluctuation difference	518.90	167.03
Net gain/(loss) on sale of investments	4.54	19.08
Net gain/(loss) on financial assets measured at fair value through Profit and Loss	59.11	89.67
Excess Provision written back	105.07	42.73
Other Income	10.66	60.38
Total	789.08	518.63

NOTES TO THE FINANCIAL STATEMENTS FOR THE YEAR ENDED 31ST MARCH 2022

NOTE 31A : COST OF MATERIALS CONSUMED

(₹ in Lakhs)

	For the Year Ended 31st March 2022	For the Year Ended 31st March 2021
Raw Materials Consumed		
Opening Stock	3,399.04	3,122.93
Add : Purchases	63,682.33	32,028.60
	67,081.37	35,151.53
Less : Sale of Raw Materials	(709.61)	(4.17)
Less : Closing Stock Raw Materials	(5,420.94)	(3,399.04)
	60,950.82	31,748.32
Packing Materials Consumed		
Opening Stock	131.93	73.58
Add : Purchases	2,267.71	1,454.96
	2,399.64	1,528.54
Less : Closing Stock Packing Materials	(141.78)	(131.93)
	2,257.86	1,396.61
Total	63,208.68	33,144.94

NOTE 31B : CHANGES IN INVENTORIES OF FINISHED GOODS, STOCK IN TRADE AND WORK IN PROGRESS

(₹ in Lakhs)

	For the Year Ended 31st March 2022	For the Year Ended 31st March 2021
Opening Inventories		
Finished Goods	1,500.02	2,293.10
Total (A)	1,500.02	2,293.10
Closing Inventories		
Finished Goods	2,345.20	1,500.02
Work In Progress		
Total (B)	2,345.20	1,500.02
Total (A-B)	(845.18)	793.08

NOTE 32 : EMPLOYEE BENEFITS EXPENSE

(₹ in Lakhs)

	For the Year Ended 31st March 2022	For the Year Ended 31st March 2021
Salaries,Wages,Allowances and Bonus	3,917.04	3,324.74
Wages and allowances to Contract Labour	721.99	615.30
Contribution to Provident Funds and Other funds	261.08	224.03
Workmen and staff welfare expenses	186.62	142.91
Total	5,086.73	4,306.98

NOTES TO THE FINANCIAL STATEMENTS FOR THE YEAR ENDED 31ST MARCH 2022

NOTE 33 : FINANCE COST

(₹ in Lakhs)

	For the Year Ended 31st March 2022	For the Year Ended 31st March 2021
Interest Expense	286.64	351.40
Other Finance Cost*	38.83	29.68
Total	325.47	381.08
Note: *Includes ₹ 1.48 Lakhs (Previous Year ₹ 1.89 Lakhs) on account of adoption of IND AS 116, Leases, being Lease payments discounted using the interest rate implicit in the lease (Refer Note 40).		

NOTE 34 : DEPRECIATION AND AMORTISATION EXPENSE

(₹ in Lakhs)

	For the Year Ended 31st March 2022	For the Year Ended 31st March 2021
Depreciation on Property, Plant and Equipments*	1,358.00	1,393.20
Amortisation on Intangible assets	51.47	57.98
Total	1,409.47	1,451.19
Note: *Includes depreciation on ROU Assets ₹ 5.38 Lakhs (Previous Year ₹ 5.38 Lakhs) (Refer Note 37)		

NOTE 35 : OTHER EXPENSES

(₹ in Lakhs)

	For the Year Ended 31st March 2022	For the Year Ended 31st March 2021
Stores and Spares consumed	503.92	324.39
Power and fuel	4,057.41	2,298.95
Repairs and Maintenance		
i. Buildings	893.77	474.18
ii. Machinery	837.75	772.06
iii. Other Assets	44.72	63.84
Rent	14.35	11.85
Rates and Taxes	199.32	219.71
Water Charges	239.42	194.87
Insurance	212.49	183.30
Freight and transport charges	3,418.05	1,669.83
Printing, Stationary, & Communication charges	99.99	78.08
Travelling Expenses	469.23	220.88
Commission on sales	379.40	289.19
Provision / ECL for Bad & Doubtful Debts	218.71	82.07
Corporate Social Responsibility expenses (Refer Note 35.2)	93.08	89.85
Commission to Non Executive Directors	143.50	100.00
Auditors Remuneration (Refer Note 35.1)	15.47	11.83
Professional Fees	450.06	481.14
Miscellaneous expenses	1,966.36	1,265.32
Total	14,257.00	8,831.34

NOTES TO THE FINANCIAL STATEMENTS FOR THE YEAR ENDED 31ST MARCH 2022

NOTE 35.1: BREAKUP OF AUDITORS REMUNERATION

(₹ in Lakhs)

	For the Year Ended 31st March 2022	For the Year Ended 31st March 2021
Auditor's remuneration and expenses:		
Statutory audit fees	15.00	11.50
Fees for other audit related services:		
Fees for certification and other services	0.20	0.32
Reimbursement of out of pocket expenses	0.27	0.01
Total	15.47	11.83

NOTE 35.2: CORPORATE SOCIAL RESPONSIBILITY EXPENDITURE

The Company was required to spend an amount of ₹ 92.34 Lakhs (Previous Year ₹ 89.77 Lakhs) being 2% of the average net profits of the three immediately preceding financial years on CSR as per the provisions of section 135 of the Companies Act, 2013. The Company has during the year spent ₹ 93.08 Lakhs.

	For the Year Ended 31st March 2022	For the Year Ended 31st March 2021
Amt required to be spent by the company during the year	92.34	89.77
Amt of expenditure incurred	93.08	89.85
Excess/(Shortfall) at the end of the year	0.74	0.08
Total of previous years shortfall	-	-
Reason for shortfall	N.A	N.A

Nature of CSR Activities

Name of the Project	Amount spent for the project (₹ in Lakhs)	Implementing Agency
Community development work through Utthan	41.00	Edelgive Foundation/ Utthan
For setting-up an inhouse lab for RTPCR test	17.00	The Society for the Rehabilitation of Crippled Children
For COVID-19 relief work in rural Maharashtra	10.00	MannDeshi Foundation
Skill Development & Facility Management Services	7.75	Deepak foundation
Financial support to meet the fees of 75 female students, who were in need of financial assistance for graduation / post graduation courses for academic year 2021-22	5.22	Maniben Nanavati Women's College, Mumbai
Provided financial aid towards education of children from economically weaker sections of the Society	5.00	The Bombay International School Association, Mumbai
Providing Education Fees to 65 Students	3.00	Jaymataji Education Trust
For Providing safe and clean environment to recuperate during their cancer treatment	2.00	St Jude India Childcare Centre through West Wind Association
Distribution of school uniform	2.11	Sardar Nagar Prathamik Shala
Total	93.08	
Details of related party transactions, e.g., contribution to a trust controlled by the company in relation to CSR expenditure as per relevant Accounting Standard	-	-
Where a provision is made with respect to a liability incurred by entering into a contractual obligation, the movements in the provision during the year shall be shown separately	-	-

NOTES TO THE FINANCIAL STATEMENTS FOR THE YEAR ENDED 31ST MARCH 2022

NOTE 36: INCOME TAX EXPENSES

(₹ in Lakhs)

	For the Year Ended 31st March 2022	For the Year Ended 31st March 2021
a) Income Tax expense		
Current Tax:		
Current Tax on profits for the year	3,482.00	1,682.00
Income tax for earlier years	-	0.78
Total current tax expense	3,482.00	1,682.78
Deferred Tax		
(Decrease)/Increase in deferred tax liabilities	(326.61)	(425.05)
Income Tax expense	3,155.39	1,257.73
	For the Year Ended 31st March 2022	For the Year Ended 31st March 2021
b) Reconciliation of tax expense and accounting profit		
Profit before Income tax expense	13,036.00	5,673.61
India's statutory Income Tax rate	25.17%	34.94%
Amount at the Indian tax rate	3,281.16	1,982.36
Tax effects of amounts which are not deductible/(allowable) in calculating taxable income		
Tax on Capital Gain Income	51.44	2.74
Donation/Corporate Social Responsibility Expenses	29.92	26.16
MAT credit entitlement	-	(687.00)
Others	(207.13)	(66.53)
Income tax expense	3,155.39	1,257.73

NOTE 37: EARNINGS PER SHARE

	Year 2021-22	Year 2020-21
Profit after Tax as per statement of profit and loss (₹ in Lakhs)	9,880.61	4,415.88
Weighted average number of equity shares used as the denominator in calculating Basic and Diluted earnings per share	5,18,44,960	5,18,44,960
Basic & Diluted earnings per share attributable to equity share holders of the company (Face value- ₹ 2 per share)	19.06	8.52

NOTE 38(a) : CONTINGENT LIABILITIES

(₹ in Lakhs)

	As at 31st March 2022	As at 31st March 2021
Disputed tax demands / claims:		
Income tax	733.98	416.39
Service tax	113.02	113.02
Excise duty	1.72	1.72
Customs duty	142.09	142.09
Profession Tax	3.19	3.19
Open letters of Credit	1,392.80	400.37
Bank guarantee	3,107.51	3,004.59

NOTES TO THE FINANCIAL STATEMENTS FOR THE YEAR ENDED 31ST MARCH 2022

Notes:

- i. It is not practicable for the Company to estimate the timings of cash outflows, if any, in respect of the above contingent liabilities pending resolution of the respective proceedings, as it is determinable only on receipt of judgements/decisions pending with various forums/authorities.
- ii. The Company has reviewed all its pending litigations and proceedings and has adequately provided for where provisions are required and disclosed as contingent liabilities where applicable, in its financial statements. The Company does not expect the outcome of these proceedings to have a materially adverse effect on its financial results.
- iii. Income tax liability of ₹ **733.98 Lakhs** (FY 20-21 ₹ 416.39 Lakhs) is in respect of certain disallowances for R&D / Section 80IA Deductions/LTCG on Sales Office/ Depreciation on Rented Flats and some transfer pricing adjustments by Income tax authorities disputed by the Company.
- iv. Customs authorities have raised vide notice dated 22-07-2005 a demand and penalty of ₹ 142.09 lakhs each for a dispute regarding high seas sale. The Company has paid the demand of ₹ 142.09 lakhs in the FY 2011-12 and has claimed as deduction in the FY 2011-12. Balance penalty of ₹ 142.09 Lakhs has been disclosed as contingent.

NOTE 38(b) : COMMITMENTS

	As at 31st March 2022	As at 31st March 2021
(₹ in Lakhs)		
a) Capital commitments		
Estimated amounts of contracts remaining to be executed on capital account and not provided for	9,259.46	805.91

NOTE 39: RESEARCH AND DEVELOPMENT EXPENDITURE

	For the Year Ended 31st March 2022	For the Year Ended 31st March 2021
(₹ in Lakhs)		
Capital Expenditure	27.08	11.73
Revenue Expenditure (Refer details below)	431.22	337.52
Total	458.30	349.25
Total revenue expenditure on Research and Development (R & D) eligible for deduction under section 35(2AB) of the Income Tax Act, 1961 aggregated to ₹ 431.22 Lakhs (Previous Year FY 2020-21 ₹ 337.52 Lakhs). The details are as below:		
Revenue expenditure eligible u/s 35(2AB):		
Salaries & Wages	370.32	310.47
Materials, consumables and spares	24.66	12.03
Utilities	10.93	4.79
Other expenditure directly related to R & D	25.31	10.23
Total	431.22	337.52

NOTE 40: LEASES

	Year 2021-22	Year 2020-21
Company as a Lessee:		
Depreciation for right to use asset	5.38	5.38
Interest expense on lease liabilities	1.48	1.89
Expenses relating to Short term leases / low value assets	-	1.31
Repayment of lease liabilities	5.12	4.71
Additions to Right to Use Assets	-	-
Carrying amount of Right to Use Assets	13.43	18.81

NOTES TO THE FINANCIAL STATEMENTS FOR THE YEAR ENDED 31ST MARCH 2022

NOTE 41: DETAILS ON DERIVATIVES INSTRUMENTS AND UN-HEDGED FOREIGN CURRENCY EXPOSURES

(i) Exposure in foreign currency- hedged:

The company enters into forward exchange contracts to hedge against its foreign currency exposures relating to transactions and firm commitments. The company does not enter into any derivative instruments for trading or speculative purposes.

Particulars	As at 31st March 2022		As at 31st March 2021	
	Purchase	Sales	Purchase	Sales
Total number of contracts outstanding	-	3	4	1
USD	-	13,50,000	2,13,770	5,30,000
INR Equivalent (₹ in Lakhs)	-	1,039.26	155.95	388.52

(ii) Exposure in foreign currency- unhedged:

The Foreign Currency (FC) Exposures not hedged as at 31st March 2022 are as under:

Particulars	As at 31st March 2022		As at 31st March 2021	
	Foreign Currency	₹ in Lakhs	Foreign Currency	₹ in Lakhs
Trade and Other Payables (in USD)	9,85,466	746.37	8,70,102	638.82
Trade and Other Payables (in EURO)	1,17,600	98.70	2,71,776	234.00
Trade and Other Payables (in GBP)	413	0.41	-	-
Trade Receivables (in USD)	39,84,523	3,007.48	20,38,094	1,495.61
Trade Receivables (in EURO)	74,492	62.52	57,205	49.25

NOTE 42: SEGMENT REPORTING

Operating segments are reported in a manner consistent with internal reporting provided to the Chief Operating Decision Maker (CODM) of the Company. The CODM who is responsible for allocating resources and assessing performance of the operating segments has been identified as the Managing Director of the Company. The CODM examines the company's performance from a geographical perspective and has identified two of its following business as identifiable segments:

- India
- Outside India

The amount of the Company's revenue from external customer and Trade Receivable is shown in the table below:

Particulars	(₹ in Lakhs)			
	Revenue for the year ended 31st March 2022	Trade Receivable as at 31st March 2022	Revenue for the year ended 31st March 2021	Trade Receivable as at 31st March 2021
India	74,838.54	13,101.97	44,524.99	8,915.37
Outside India	20,277.94	3,073.70	9,263.06	1,569.29
Total	95,116.48	16,175.67	53,788.05	10,484.66

No Single Customer contributes 10% or more to the Company's revenue during the year ended 31st March 2022 and 31st March 2021.

NOTES TO THE FINANCIAL STATEMENTS FOR THE YEAR ENDED 31ST MARCH 2022

NOTE 43: RELATED PARTY TRANSACTION DISCLOSURES

(I) Disclosures under IND AS 24 on Related Party Transactions:

A. Names of Related Parties and nature of relationship:

(Related Parties and the transactions with Related Parties are identified by the management and relied upon by Auditors).

(i) Key Management Personnel and their relatives:

- a) Atul Choksey-Chairman and Non-Executive Director
- b) Abhiraj Choksey-Managing Director
- c) Parul Atul Choksey-Relative of Chairman and Non-Executive Director
- d) Ravishankar Sharma-Executive Director
- e) Sachin J Karwa-Chief Financial Officer (Appointed w.e.f 9th July, 2021)
- f) Anand Kumashi-Company Secretary
- g) Suraj Badale-Chief Financial Officer (Upto 8th July, 2021)

(ii) Non-Executive Directors and Independent Directors:

- a) Atul Choksey-Chairman and Non-Executive Director
- b) Amit Choksey-Non Executive Director
- c) Dr Sivaram-Independent Director
- d) Shailesh Vaidya-Independent Director
- e) Kamlesh Vikamsey-Independent Director
- f) Priyamvada Bhumkar-Independent Director
- g) Udayan Choksi-Independent Director

(iii) Entities in which some of the Directors are interested:

- a) Abhiraj Trading & Investments Pvt. Limited
- b) Amisha Habitat Private Limited
- c) Apco Enterprises LLP
- d) Aquamarine Trading & Investments Pvt. Limited
- e) Balasesh Leafin Limited
- f) Bhuvantray Investments & Trading Co. Pvt. Limited
- g) Choksey Chemical Pvt. Limited
- h) Cons Holdings Limited
- i) Jareepa Trading LLP
- j) Gauriputra Investments & Trading Co. Pvt. Limited
- k) Haridwar Enterprises LLP
- l) HMP Mineral Pvt. Limited
- m) Mazda Colours Limited
- n) Colortek India Ltd
- o) Sammelan Investments & Trading Limited
- p) Shyamal Fin-vest (India) Limited
- q) The Hindustan Mineral Products Co. Limited

NOTES TO THE FINANCIAL STATEMENTS FOR THE YEAR ENDED 31ST MARCH 2022

B. Transactions with Related Parties

(i) Key Managerial Personnel Compensation

(₹ in Lakhs)

Short Term and Post-Employment Benefits	Year 2021-22	Year 2020-21
Remuneration		
Abhiraj A. Choksey - Managing Director	131.02	112.88
Ravishankar Sharma - Executive Director	69.88	61.13
Sachin J Karwa-Chief Financial Officer *	36.88	-
Anand Kumashi - Company Secretary	32.43	29.11
Suraj Badale - Chief Financial Officer**	5.90	21.64
Total	276.11	224.76

* Appointed w.e.f 9th July, 2021

**Upto 8th July, 2021.

Key Managerial Personnel who are under the employment of the company are entitled to post-employment benefits and other long term employee benefits recognized as per Ind AS 19-'Employee Benefits' in the financial statements. As these employee benefits are lump sum amounts provided on the basis of actuarial valuation, the same is not included above.

(ii) Transactions with other Related parties

(₹ in Lakhs)

Particulars	Relationship	Year 2021-22	Year 2020-21
a. Sale of Goods			
Choksey Chemicals Pvt. Ltd	Entities in which some of the Directors are interested	110.64	48.52
b. Rent and Other expenses (Reimbursement)			
Apco Enterprises LLP	Entities in which some of the Directors are interested	14.78	14.34
c. Reimbursement of Medical Expenses			
Atul C. Choksey	Chairman and Non-Executive Director	1.43	2.03
d. Leasing of Premises and allied expenses			
Parul Atul Choksey	Relative of Chairman and Non-Executive Director	40.47	27.71
e. Sitting Fees			
Atul C. Choksey	Chairman and Non-Executive Director	2.55	0.90
Others	Non-Executive Director and Independent Directors	16.05	11.25
f. Commission paid during the year			
Atul C.Choksey	Chairman and Non-Executive Director	77.50	35.00
Others	Non-Executive Director and Independent Directors	22.50	15.00
g. Outstanding as at 31st March			
Trade and Other Payable			
Abhiraj A. Choksey – Remuneration Payable	Managing Director	3.38	5.31
Trade and Other Receivable			
Choksey Chemicals Pvt Ltd	Entities in which some of the Directors are interested	27.15	28.40
Rent Deposits			
Apco Enterprises LLP	Entities in which some of the Directors are interested	7.02	7.02

NOTES TO THE FINANCIAL STATEMENTS FOR THE YEAR ENDED 31ST MARCH 2022

NOTE 44: EMPLOYEE BENEFIT

a) Contribution to Defined Contribution Plan:

i) Employers Contribution to Provident Fund including contribution to Pension Fund amounting to ₹ **182.57 lakhs** (Previous Year – ₹ 154.33 lakhs) has been included under Contribution to Provident and other Funds. (Refer Note – 32)

ii) Compensated absences:

The Company provides for encashment of leave with pay subject to certain rules. The employees are entitled to accumulate leave subject to certain limits, for future encashment. The liability is provided based on the number of days of unutilized leave at each Balance Sheet date on the basis of an independent actuarial valuation.

iii) Superannuation:

The Company makes contribution to Superannuation Scheme, a defined contribution scheme administered by Insurance Companies. The Company has no obligation to the scheme beyond its annual contribution.

b) Contribution to Defined Benefit Plans:

i) Gratuity:

The Company provides for gratuity as per the Payment of Gratuity Act, 1972. Employees who are in continuous service for a period of 5 years are eligible for gratuity. Amount of gratuity payable on retirement /termination is the employees last drawn basic salary per month computed proportionately for 15 days salary multiplied by number of years of service. The Company accounts for the liability for gratuity benefits payable in future based on an actuarial valuation.

These plans typically expose the Company to actuarial risks such as, Investment risk, Interest rate risk, longevity risk, salary escalation rate risk etc.

a) Investment risk:

The present value of defined benefit plan liability is calculated using a discount rate determined by reference to the market yields on government bonds denominated in Indian rupees. If the actual return on plan asset is below this rate, it will create a plan deficit.

b) Interest rate risk:

A decrease in the bond interest rate will increase the plan liability. However this will be partially offset by an increase in the return on plans debt investments.

c) Longevity risk:

The present value of the defined benefit plan liability is calculated by reference to the best estimate of the mortality of plan participants during their employment.

An increase in the life expectancy of the plan participants will increase the plan's liability.

d) Salary Escalation Rate risk:

The present value of the defined benefit plan liability is calculated by reference to the future salaries of plan participants. As an increase in the salary of plan participants will increase the plans liability.

The following table sets out the status of the Gratuity Plan as required under IND AS 19.

The principal assumption used for the purposes of the actuarial valuation is as follows:

Particulars	As at 31st March 2022	As at 31st March 2021
Discount Rate	7.30%	6.80%
Expected rate of salary increase-first year	9.50%	8.50%
Thereafter	9.50%	8.50%

NOTES TO THE FINANCIAL STATEMENTS FOR THE YEAR ENDED 31ST MARCH 2022

The amount included in the balance sheet arising from the company's obligation in respect of its defined benefit plans is as under:

Particulars	Gratuity (Funded Plan) (₹ in Lakhs)	
	As at 31st March 2022	As at 31st March 2021
Present value of defined benefit obligation	914.89	831.33
Fair value of plan assets	806.05	743.55
Net defined liability recognized in balance sheet	108.84	87.78

Amount recognized in profit and loss account in respect of these defined benefit plans are as follows:

(₹ in Lakhs)

Particulars	As at 31st March 2022	As at 31st March 2021
Current Service Cost	66.83	56.42
Past Service Cost	-	0.95
Interest on net defined benefit liability/ (asset)	2.98	1.51
Components of defined benefit costs recognized in profit and loss account	69.81	58.88

Amount recognized in other comprehensive income in respect of these defined benefit plans are as follows:

(₹ in Lakhs)

Particulars	As at 31st March 2022	As at 31st March 2021
<u>Remeasurement on the net defined benefit liability comprising:</u>		
Actuarial (gain) / loss arising from changes in financial assumptions	25.45	52.29
Actuarial (gain) / loss on demographic assumption	-	-
Actuarial (gain) / loss arising from experience adjustments	(6.16)	(7.79)
Actuarial (gain) / loss on plan assets from experience adjustments	19.75	(19.97)
Actuarial (gain) / loss on plan assets from financial assumptions	-	5.50
Components of defined benefit costs recognized in other comprehensive income	39.04	30.03

The movements of net liability / (asset) from the beginning to the end of the accounting period as recognized in the balance sheet of the Company are as follows:

(₹ in Lakhs)

Particulars	As at 31st March 2022	As at 31st March 2021
Opening net defined benefit liability/ (asset)	87.78	45.61
Expenses charged to profit and loss account	69.81	58.88
Amounts recognized in Other Comprehensive Income	39.04	30.03
Employer contributions	(87.79)	(46.74)
Closing net defined liability / (asset)	108.84	87.78

NOTES TO THE FINANCIAL STATEMENTS FOR THE YEAR ENDED 31ST MARCH 2022

Movements in the present value of the defined benefit obligation in the current year are as follows:

(₹ in Lakhs)

Particulars	As at 31st March 2022	As at 31st March 2021
Opening of defined benefit obligation	831.33	737.27
Current Service cost	66.83	56.42
Past Service Cost	-	0.95
Interest on defined benefit obligation	54.59	48.23
Actuarial (gain) / loss arising from changes in financial assumptions	25.45	52.29
Actuarial (gain) / loss arising from changes in demographic assumptions	-	-
Actuarial (gain) / loss arising from experience adjustments	(6.16)	(7.79)
Benefits paid	(57.15)	(56.04)
Closing defined benefit obligation	914.89	831.33

Movement in fair value of the plan assets in the current year are as follows:

(₹ in Lakhs)

Particulars	As at 31st March 2022	As at 31st March 2021
Opening fair value of plan assets	743.55	691.66
Employer Contributions	87.79	46.74
Interest on plan assets	51.60	46.72
Remeasurements due to Actual return on plan assets less interest on plan assets	(19.75)	14.47
Benefits paid	(57.14)	(56.04)
Closing fair value of plan assets	806.05	743.55

A split of plans asset between various asset classes as well as segregation between quoted and unquoted values is presented below:

(₹ in Lakhs)

Particulars	As at 31st March 2022		As at 31st March 2021	
	Quoted Value	Non Quoted Value	Quoted Value	Non Quoted Value
Insurer managed funds	-	806.05	-	743.55

The plan does not invest directly in any property occupied by the Company or in any financial securities issued by the Company.

The estimates of future salary increases, considered in actuarial valuations, taking account of inflation, seniority, promotions, and other relevant factors, such as supply demand in the employment market.

The overall expected rate of return on assets is determined based on market prices prevailing on that date, applicable to the period over which the obligation is to be settled. There has been significant change in expected rate of return on assets due to change in market scenario.

(₹ in Lakhs)

Experience Adjustments	Year Ended 31st March 2018	Year Ended 31st March 2019	Year Ended 31st March 2020	Year Ended 31st March 2021	Year Ended 31st March 2022
Defined Benefit Obligations	(555.10)	(652.38)	(737.27)	(831.33)	(914.89)
Plan Assets	460.85	546.01	691.66	743.55	806.05
Surplus / (Deficit)	(94.25)	(106.37)	(45.61)	(87.78)	(108.84)

NOTES TO THE FINANCIAL STATEMENTS FOR THE YEAR ENDED 31ST MARCH 2022

Maturity Analysis of Projected Benefit Obligation: From the fund projected benefits payable in future years from the date of reporting:

Maturity profile	(₹ in Lakhs)
Expected benefits for year 1 FY 2023	117.30
Expected benefits for year 2 FY 2024	54.06
Expected benefits for year 3 FY 2025	93.09
Expected benefits for year 4 FY 2026	124.32
Expected benefits for year 5 FY 2027	82.08
Expected benefits for year 6-10 FY 2028-2032	612.35

Sensitivity Analysis

Sensitivity analysis indicates the influence of a reasonable change in certain significant assumptions on the outcome of the present value of obligation (PVO) and aids in understanding the uncertainty of reported amounts. Sensitivity analysis is done by varying one parameter at a time and studying its impact.

Impact of change in discount rate when base assumption is decreased/increased by 50 basis point

	Year Ended 31st March 2022
Discount Rate	Present value of obligation (₹ In Lakhs)
6.80%	952.38
7.80%	879.93

Impact of change in salary increase rate when base assumption is decreased/increased by 50 basis point.

	Year Ended 31st March 2022
Salary Increment Rate	Present value of obligation (₹ In Lakhs)
9%	884.79
10%	946.75

Impact of change in withdrawal rate when base assumption is decreased/increased by 100 basis point

	Year Ended 31st March 2022
Withdrawal Rate	Present value of obligation (₹ In Lakhs)
Decreased by 0.5%	919.57
Increased by 0.5%	910.69

NOTE 45: UTILISATION OF BORROWED FUNDS, SHARE PREMIUM OF ANY OTHER SOURCE OF FUNDS

- No funds (which are material either individually or in the aggregate) have been advanced or loaned or invested (either from borrowed funds or share premium or any other sources or kind of funds) by the Company to or in any other person or entity, including foreign entity ("Intermediaries").
- No funds (which are material either individually or in the aggregate) have been received by the Company from any person or entity, including foreign entity ("Funding Parties").

NOTE 46: FINANCIAL RISK MANAGEMENT

The Company's business activities are exposed to a variety of financial risks i.e. Liquidity risk, Market risk and Credit risk. The Company's senior management has overall responsibility for establishing and governing the Company's risk management framework.

The Company has constituted a Risk Management Committee, which is responsible for developing and monitoring the Company's risk management policies. The Company's risk management policies are established to identify and analyse the risks faced by the Company, to set and monitor appropriate risk limits and controls, periodically review the changes in market conditions and reflect the changes in the policy accordingly. The key risks and mitigating actions are also placed before the Board of the Company.

NOTES TO THE FINANCIAL STATEMENTS FOR THE YEAR ENDED 31ST MARCH 2022

a) Liquidity Risk:

Liquidity risk is the risk that the Company will face in meeting its obligations associated with its financial liabilities. The objective of liquidity risk management is to maintain sufficient liquidity and ensure that funds are available for use as per requirements. The Company has obtained fund and non-fund based working capital limits from its bankers.

The Company regularly monitors the rolling forecasts to ensure it has sufficient cash on an on-going basis to meet its daily operational needs. Any short-term surplus cash generated, over and above the normal requirement for working capital is invested in Bank Fixed deposits and Mutual funds, which carry minimal mark to market risks.

The below table summarizes the maturity profile at the balance sheet date for its non-derivative financial liabilities based on undiscounted cash flows:

	Undiscounted Amount (₹ in Lakhs)			
	Carrying Amount	Payable within 1 year	More than 1 year	Total
As at 31st March 2022				
Term Loan and Borrowings (Refer Notes 18 and 23)	5,011.55	2,375.30	2,636.25	5,011.55
Trade Payables (Refer Note 25)	10,003.86	10,003.86	-	10,003.86
Financial liabilities-Other Financial Liabilities (Refer Notes 20 and 26)	3,156.40	2,559.82	596.58	3,156.40
Financial liabilities - Lease liabilities (Refer Notes 19 and 24)	14.84	9.27	5.57	14.84
As at 31st March 2021				
Term Loan and Borrowings (Refer Notes 18 and 23)	1,439.08	837.40	601.68	1,439.08
Trade Payables (Refer Note 25)	8,097.30	8,097.30	-	8,097.30
Financial liabilities-Other Financial Liabilities (Refer Notes 20 and 26)	2,276.39	1,848.23	428.16	2,276.39
Financial liabilities - Lease liabilities (Refer Notes 19 and 24)	19.96	14.84	5.12	19.96

b) Market Risks:

Market risk is the risk of changes in market prices, liquidity and other factors that could have an adverse effect on realizable fair values of financial assets and financial liabilities and future cash flows to the Company. The Company's activities expose it to risk from movements in foreign currency exchange rates, interest rates, and market prices that affect its assets, liabilities and future transactions.

l) Foreign currency risk:

i. Potential impact of risk:

The Company undertakes transactions denominated in foreign currency and is thus exposed to foreign currency risk from transactions and translation.

The Company's exposure to foreign currency risk at the end of reporting period expressed in INR as on 31st March 2022:

Particulars	(₹ in Lakhs)		
	USD	EUR	GBP
Financial Assets:			
Foreign currency debtors for exports of goods	3,007.48	62.52	-
Bank balances	48.91	0.21	-
Derivative Assets:			
Foreign exchange forward contract (sale) foreign currency	1,039.26	-	-
Net exposure to foreign currency risk - assets	2,017.13	62.73	-
Financial Liabilities:			
Foreign currency creditors for import of goods & services	746.37	98.70	0.41
Derivative Liabilities:			
Foreign exchange forward contract (purchase) foreign currency	-	-	-
Net exposure to foreign currency risk – liabilities	746.37	98.70	0.41

NOTES TO THE FINANCIAL STATEMENTS FOR THE YEAR ENDED 31ST MARCH 2022

The Company's exposure to foreign currency risk at the end of reporting period expressed in INR as on 31st March 2021:

(₹ in Lakhs)

Particulars	USD	EUR	GBP
Financial Assets:			
Foreign currency debtors for exports of goods	1,495.61	49.25	-
Bank balances	657.87	0.21	-
Derivative Assets:			
Foreign exchange forward contract (sale) foreign currency	388.52	-	-
Net exposure to foreign currency risk - assets	1,764.96	49.46	-
Financial Liabilities:			
Foreign currency creditors for import of goods & services	794.77	234.00	-
Derivative Liabilities:			
Foreign exchange forward contract (purchase) foreign currency	155.95	-	-
Net exposure to foreign currency risk – liabilities	638.82	234.00	-

ii. Management policy:

The Company manages currency exposures within prescribed limits, through use of forward exchange contracts. The use of derivative instruments is subject to limits and regular monitoring by Management.

iii. Sensitivity to risk:

The sensitivity of profit and loss to changes in the exchange rates arises mainly from unhedged foreign currency denominated financial instruments. The foreign exchange rate sensitivity is calculated for each currency by aggregation of the net foreign exchange rate exposure of currency and a parallel foreign exchange rates shift in the foreign exchange rates of each currency by 5% which represents Management's assessment of the reasonably possible change in foreign exchange rates.

The company's exposure to foreign currency risk at the end of the reporting period as on 31st March, 2022 are as follows:

Currency	Trade Receivables	Trade Payables	Net Exposure	Exchange Rate	5% strengthening in exchange rate	Difference in Exchange Rate	Net Gain/ (Loss) (₹ in Lakhs)
USD	39,84,523	9,85,466	29,99,057	75.52	71.74	3.78	(113.24)
EURO	74,492	1,17,600	(43,108)	83.93	79.74	4.20	1.81
GBP	-	413	(413)	99.18	94.22	4.96	0.02
Net gain/(loss)							(111.41)

The company's exposure to foreign currency risk at the end of the reporting period as on 31st March 2021 are as follows:

Currency	Trade Receivables	Trade Payables	Net Exposure	Exchange Rate	5% strengthening in exchange rate	Difference in Exchange Rate	Net Gain/ (Loss) (₹ in Lakhs)
USD	20,38,094	8,70,102	11,67,992	73.50	69.83	3.67	(42.87)
EURO	57,205	2,71,776	(2,14,571)	86.10	81.80	4.30	9.23
Net gain/(loss)							(33.64)

A 5% weakening of the INR against these currencies would have led to an equal but opposite effect

NOTES TO THE FINANCIAL STATEMENTS FOR THE YEAR ENDED 31ST MARCH 2022

II) Price risk:

i. Potential impact of risk:

The Company is mainly exposed to the price risk due to its investments in equities & mutual funds. The price risk arises due to uncertainties about the future market value of these investments.

As at **31st March 2022**, the investments in equities and mutual funds amount to ₹ **8,219.60 lakhs** (as at 31st March 2021- ₹ 6,815.80 lakhs) which are exposed to price risk.

ii. Management policy:

The Company has laid policies and guidelines which it adheres to in order to minimize price risk arising from Investments in Equities & Mutual funds.

iii Sensitivity to risk:

A 10% increase in prices would have led to approximately an additional ₹ **821.96 lakhs** gain in the Statement of Other Comprehensive Income for the year ended **31st March 2022** (for the year ended 31st March 2021 ₹ 681.58 lakhs). A 10% decrease in prices would have led to an equal but opposite effect.

III) Interest rate risk:

i. Potential impact of risk:

Interest rate risk is the risk that the fair values of future cash flows of a financial instrument will fluctuate because of changes in market interest rates. The Company is exposed to interest rate risk because the Company borrows funds at both fixed and variable interest rates.

As at **31st March 2022**, the Company has variable rate borrowings to the extent of ₹ **3,779.58 lakhs** (average borrowings for the year) (As at 31st March 2021, ₹ 4,255.41 lakhs). These are exposed to Interest rate risk.

ii. Management policy:

The risk is managed by maintaining an appropriate mix between fixed and floating rate borrowings. The Company has laid policies and guidelines which it adheres to in order to minimize the interest rate risk.

iii. Sensitivity to risk:

The sensitivity analysis has been determined based on exposure to interest rates at the end of reporting period. For floating rate liabilities, the analysis is prepared assuming that the amount of liability as on the end of reporting period was outstanding for the entire year. A 25 basis point increase or decrease is used when reporting interest rate risk internally and represents Managements assessment of the reasonable possible change in interest rates.

If Interest rates had been 25 basis point higher, the Company's profit would decrease by approximate ₹ **9.45 lakhs** (For the year ended 31st March 2021, profit would decrease by ₹ 10.64 lakhs). A 25 basis point decrease in Interest rates would have led to an equal but opposite effect.

c) Credit Risk:

Credit risk refers to the risk that counterparty will default on its contractual obligations resulting in financial loss to the Company. The Company has adopted a policy of dealing with creditworthy counterparties and obtaining sufficient collateral, wherever appropriate, as a means of mitigating the risk of financial loss from defaults. Trade receivables consist of a large number of customers, across geographies, hence is not exposed to concentration risk. Ongoing credit evaluation is performed on the financial condition of its customers.

The Company makes an allowance for doubtful debts using Expected Credit Loss (ECL) model.

Movement in expected credit loss allowance:

	As at 31st March 2022	As at 31st March 2021
Trade Receivables	16,175.67	10,484.66
Allowance for doubtful debt at beginning of the year	109.50	29.01
Incremental expected credit loss allowance	219.14	80.49
Allowance for doubtful debt at end of the year	328.64	109.50

(₹ in Lakhs)

NOTES TO THE FINANCIAL STATEMENTS FOR THE YEAR ENDED 31ST MARCH 2022

NOTE 47: FAIR VALUE MEASUREMENT

The Management has assessed that its financial assets and liabilities like cash and cash equivalents, trade receivables, trade payables, bank overdrafts and other current liabilities approximate their carrying values largely due to the short-term maturities of these instruments.

The carrying amounts and fair values of financial instruments by class are as follows:

	Notes	As at 31st March 2022			As at 31st March 2021		
		FVTPL	FVTOCI	Amortised cost	FVTPL	FVTOCI	Amortised cost
(₹ in Lakhs)							
Financial assets							
Long Term Investments							
- Equity instruments	4		2,982.29			2,400.07	
- Mutual Funds	4		5,006.08			4,198.21	
- Redeemable Non-Convertible Debentures	4		231.23			217.52	
Short Term Investments-Mutual Funds	9	1,531.93			1,422.64		
Trade receivables	10			16,175.67			10,484.66
Cash and cash equivalents	11			195.12			1,063.68
Other Bank balances	12			694.05			438.00
Loans to employees	13			40.43			39.02
Other receivables (unsecured)	5 & 14			936.20			724.98
Total Financial Assets		1,531.93	8,219.60	18,041.47	1,422.64	6,815.80	12,750.34
Financial Liabilities							
Term Loan	18			2,636.25			601.68
Lease Liabilities	19 & 24			14.84			19.96
Short Term Borrowings	23			2,375.30			837.40
Trade payables	25			10,003.86			8,097.30
Other financial liabilities	20 and 26			3,156.40			2,276.39
Total Financial Liabilities				18,186.65			11,832.73

(i) Fair Value hierarchy

This section explains the judgements and estimates made in determining the fair values of the financial statements that are (a) recognized and measured at fair value and (b) measured at amortised cost. To provide an indication about the reliability of the inputs used in determining the fair value, the Company has classified its financial instruments into three levels prescribed under accounting standard. An explanation of each level follows the underneath table:

Financial Assets & Liabilities measured at fair value:

(₹ in Lakhs)					
As at 31st March 2022	Notes	Level 1	Level 2	Level 3	Total
Financial Assets					
Financial Instruments at FVTOCI					
Long Term Investment					
- Equity	4	2,982.29	-	-	2,982.29
- Mutual Funds	4	5,006.08	-	-	5,006.08
- Redeemable Non-Convertible Debentures	4	231.23	-	-	231.23
Financial Instruments at FVTPL					
Short Term Investment					
- Mutual Funds	8	1,531.93	-	-	1,531.93
Total Financial Assets		9,751.53	-	-	9,751.53
Financial Liabilities		-	-	-	-
Total Financial Liabilities		-	-	-	-

NOTES TO THE FINANCIAL STATEMENTS FOR THE YEAR ENDED 31ST MARCH 2022

Assets and Liabilities which are measured at amortised cost:

(₹ in Lakhs)

As at 31st March 2022	Notes	Level 1	Level 2	Level 3	Total
Financial Assets					
Loans to employees	13	-	-	40.43	40.43
Total Financial Assets		-	-	40.43	40.43
Financial Liabilities		-	-	-	-
Total Financial Liabilities		-	-	-	-

Financial Assets & Liabilities measured at fair value:

(₹ in Lakhs)

As at 31st March 2021	Notes	Level 1	Level 2	Level 3	Total
Financial Assets					
Financial Instruments at FVTOCI					
Long Term Investment					
- Equity	4	2,400.07	-	-	2,400.07
- Mutual Funds	4	4,198.21	-	-	4,198.21
- Redeemable Non-Convertible Debentures	4	217.52	-	-	217.52
Financial Instruments at FVTPL					
Short Term Investment					
- Mutual Funds	8	1,422.64	-	-	1,422.64
Total Financial Assets		8,238.44	-	-	8,238.44
Financial Liabilities		-	-	-	-
Total Financial Liabilities		-	-	-	-

Assets and Liabilities which are measured at amortised cost:

(₹ in Lakhs)

As at 31st March 2021	Notes	Level 1	Level 2	Level 3	Total
Financial Assets					
Loans to employees	13	-	-	39.02	39.02
Total Financial Assets		-	-	39.02	39.02
Financial Liabilities		-	-	-	-
Total Financial Liabilities		-	-	-	-

Level 1: Level 1 hierarchy included financial instruments measured using quoted prices. This included listed equity instruments and mutual funds that have quoted price. The fair value of all equity instruments which are traded in the stock exchanges is valued using the closing price as at the reporting period. The mutual funds are valued using the closing NAV.

Level 2: The fair value of financial instruments that are not traded in an active market are determined using valuation techniques which maximize the use of observable market data. If all significant inputs required to fair value an instrument are observable, the instrument is included in Level 2

Level 3: If one or more of the significant inputs is not based on observable market data, the instrument is included in Level 3.

NOTES TO THE FINANCIAL STATEMENTS FOR THE YEAR ENDED 31ST MARCH 2022

NOTE 48: CAPITAL MANAGEMENT

The Company manages its capital to ensure that it will be able to continue as going concern while maximizing the returns to stakeholders through optimization of debt and equity ratios.

The Company determines the amount of capital required on the basis of annual budgets and three years corporate plan for working capital, capital outlay and long-term strategies. The funding requirements are met through internal accruals and a combination of long-term and short-term borrowings.

The Company monitors the capital structure on the basis of total debt to equity and maturity profile of the overall debt portfolio of the Company.

		Year 2021-22	Year 2020-21	Variance (%)	Ratio Formula	Explanation for Variance
(a)	Current Ratio	1.84	1.75	5%	Current Assets/Current Liabilities	
(b)	Debt-Equity Ratio	0.07	0.02	238%	Long Term Debt/ Equity Shareholders Fund	Additional Term Loan availed for new projects
(c)	Debt Service Coverage Ratio	18.32	8.61	113%	(Profit after Tax+Non Cash Items)/ (Interest+Installment)	Significant increase in profitability along with lower current maturities of long term debt
(d)	Return on Equity Ratio	24.9%	14.5%	72%	Profit after Tax/ Equity Shareholders Fund	Significant increase in profitability
(e)	Inventory turnover ratio	7.16	6.08	18%	Cost of goods sold/ Inventory	
(f)	Trade Receivables turnover ratio	5.92	5.16	15%	Credit Sales/ Accounts Receivables	
(g)	Trade payables turnover ratio	8.00	5.20	54%	Credit Purchase/ Accounts payable	Company has been paying off it's payments in timely manner based on the due dates as agreed with the Vendors
(h)	Net capital turnover ratio	2.42	1.77	36%	Revenue from Operations/Equity Shareholders Fund	Significant increase in Revenue
(i)	Net profit ratio	10.3%	8.2%	26%	Profit after Tax/ Revenue from Operations	the Ratio has significantly increased due to increase in Volume, introduction of new products, optimisation of product and customer mix and pass on of raw material price increases
(j)	Return on Capital employed	30.4%	18.4%	65%	Earnings before Interest & Tax/Capital Employed	Significant increase in profitability
(k)	Return on investment	16.3%	9.8%	67%	Profit after Tax/Total Assets	Significant increase in profitability

NOTES TO THE FINANCIAL STATEMENTS FOR THE YEAR ENDED 31ST MARCH 2022

NOTE 49 : RELATIONSHIP WITH STRUCK OFF COMPANIES

The Company does not have any transactions or balances with companies struck off under section 248 of the Companies Act, 2013 or section 560 of the Companies Act, 1956 during the year and previous year.

NOTE 50: The Company does not have any transactions not recorded in books of accounts that has been surrendered or disclosed as income during the year and previous year in the tax assessments under the Income Tax Act, 1961.

NOTE 51: The Company has not traded or invested in any crypto currency or virtual currency during the year and previous year.

NOTE 52: There has been no fraud by the Company or on the Company during the year and previous year.

NOTE 53: Previous year's figures have been have been regrouped / restated wherever necessary to confirm to current year's presentation.

As per our Report of even date

For SGD & ASSOCIATES LLP

Chartered Accountants

Firm Registration Number: W100188

SHARAD GUPTA

Partner

Membership Number: 116560

Mumbai, Date : 27th April 2022

For and on behalf of Board of Directors

ATUL C. CHOKSEY

Chairman (DIN00002102)

ABHIRAJ A. CHOKSEY

Managing Director (DIN00002120)

KAMLESH S. VIKAMSEY

Director (DIN00059620)

SACHIN J.KARWA

Chief Financial Officer

ANAND V. KUMASHI

Company Secretary

Mumbai, Date : 27th April 2022



NOTICE

NOTICE is hereby given that the Thirty Sixth (36th) Annual General Meeting (AGM) of the Members of **apcotex industries limited** will be held on **Tuesday 14th June 2022** at **11:00 am, through Video Conferencing (VC) / Other Audio-Visual Means (OAVM)** to transact the following business:

ORDINARY BUSINESS:

1. To receive, consider and adopt the Financial Statement of the Company for the year ended 31st March 2022 together with the Reports of the Board of Directors and Auditor thereon.
2. To declare a final dividend on equity shares for the financial year ended 31st March 2022.
3. To appoint a director in place of Mr. Amit Choksey (DIN: 00001470) who retires by rotation and being eligible, offers himself for reappointment.

SPECIAL BUSINESS:

4. **Re-appointment of Mr. Abhiraj Choksey as Managing Director**

To consider and if thought fit, to pass with or without modification(s), the following resolution as a **Special Resolution**:

“**RESOLVED THAT** pursuant to the provisions of Section 196, 197 and 203 read with Schedule V and other applicable provisions, if any, of the Companies Act, 2013 read with the Companies (Appointment and Remuneration of Managerial Personnel) Rules, 2014 (including any statutory modification(s) or re-enactment thereof for the time being in force), and subject to approval of Central Government, if any required, the Company hereby approves appointment of Mr. Abhiraj Choksey (DIN: 00002120), as Managing Director of the Company, for a further period of three (3) years, effective from 1st May 2022, upon the terms and conditions set out in the Explanatory Statement annexed to the Notice convening this meeting with liberty to the Board of Directors of the Company including committees to alter and/or vary such terms and conditions of the said appointment, within the limits, if any, prescribed in the Act and/or Schedules thereto.

RESOLVED FURTHER THAT in the event of loss or inadequacy of profits in any financial year during the aforesaid period, the Company shall pay to Mr. Abhiraj Choksey, remuneration by way of salary, perquisites and allowances, not exceeding the ceiling laid down in Schedule V of the Companies Act, 2013, read with the Companies (Appointment and Remuneration of Managerial Personnel) Rules, 2014 (including any statutory modification(s) or re-enactment thereof for the time being in force) as may be decided by the Board of

Directors, after obtaining suitable recommendation of its Nomination & Remuneration Committee.

RESOLVED FURTHER THAT the Board of Directors be and are hereby authorised to enhance, enlarge, alter or vary the scope and quantum of salary, perquisites, allowances and incentive of Mr. Abhiraj Choksey, which revision shall be in conformity with any amendments to the relevant provisions of the Companies Act and/or the rules and regulations made thereunder and/or such guidelines as may be announced by the Central Government from time to time.”

5. **Approval of annual remuneration payable to single Non-Executive Director**

To consider and if thought fit, to pass with or without modification(s), the following resolution as a **Special Resolution**:

“**RESOLVED THAT** pursuant to the provisions of Section 197, 198 and other applicable provisions of the Companies Act, 2013 and Rules thereunder (including any statutory modification or re-enactment thereof for the time being in force) read with Regulation 17 (6) (ca) of SEBI (LODR) Regulations, 2015, as amended, approval of the members of the Company be and is hereby accorded for payment of Commission of Rs.111.00 lacs to Mr. Atul Choksey – Chairman of the Company, out of total commission of Rs.143.50 lacs for Non-Executive Directors of the Company, being about 1% of net profits, as computed under Section 198 of the Companies Act, 2013.

RESOLVED FURTHER THAT Shri Anand V Kumashi – Company Secretary, be and is hereby authorized to do all such acts, deeds, matters and things as may be deemed necessary, proper or desirable for the purpose of giving effect to this resolution”.

6. **Ratification of remuneration to Cost Auditor of the Company**

To consider and if thought fit, to pass with or without modification(s), the following resolution as an **Ordinary Resolution**:

“**RESOLVED THAT** pursuant to Section 148(3) and other applicable provisions, if any, of the Companies Act, 2013 and the Rules made thereunder (including any statutory modification(s) or re-enactment(s) thereof for the time being in force), the remuneration payable to M/s V J Talati & Co., Cost Accountants, who have been appointed by the Board of Directors at their meeting held on 27th April 2022, as Cost Auditor to conduct the audit of the cost records of the Company for the financial year 2022-23, on a remuneration of Rs. 50,000/- plus taxes as applicable and re-imbusement of expenses incurred by them in connection with the audit, be and is hereby ratified.

RESOLVED FURTHER THAT Mr. Abhiraj Choksey – Managing Director or Mr. Anand V Kumashi – Company Secretary, of the Company, be and is hereby authorized severally to do all acts and take all such steps as may be considered necessary, proper or expedient to give effect to this Resolution.”

BY ORDER OF THE BOARD
For apcotex industries limited

ANAND V. KUMASHI
Company Secretary

Date: 27th April 2022
Place: Mumbai

Registered Office:
49-53, Mahaveer Centre,
Sector 17, Vashi,
Navi Mumbai - 400 703.

NOTES:

1. In view of the continuing Covid-19 pandemic, the Ministry of Corporate Affairs (“MCA”) has vide its circulars dated 5th May 2020, 13th January 2021, 8th December 2021 and 14th December 2021 read with circulars dated 8th April 2020 and 13th April 2020 (collectively referred to as “MCA Circulars”) permitted the holding of the Annual General Meeting (“AGM”) through Video Conferencing (VC) or Other Audio Visual Means (OAVM), without the physical presence of the Members at a common venue. In compliance with the provisions of the Companies Act, 2013, and MCA Circulars, the Annual General Meeting (AGM) of the Company is being held through VC / OAVM.
2. A statement giving the relevant details of the Directors seeking appointment/re-appointment under item no. 3 and 4 of the accompanying Notice, as required under Regulation 26(4) and 36(3) of SEBI (LODR) Regulations, 2015 and Secretarial Standard - 2 on General Meetings issued by the Institute of Company Secretaries of India is annexed herewith.
3. Pursuant to the provisions of the Companies Act, 2013, a member entitled to attend and vote at the AGM is entitled to appoint a proxy to attend and vote on his/her behalf and the proxy need not be a member of the Company. Since this AGM is being held pursuant to the MCA Circulars through VC / OAVM, physical attendance of Members has been dispensed with. Accordingly, the facility for appointment of proxies by the members will not be available for the AGM and hence the Proxy Form and Attendance Slip are not annexed to this Notice.
4. In accordance with SEBI vide its circular no. SEBI/HO/MIRSD/RTAMB/CIR/P/2020/166 dated 7th September 2020 all share transfers shall be carried out compulsorily

in the dematerialised form with effect from 1st April 2021. Hence no transfer of shares in physical form are allowed.

Further, in compliance with SEBI vide its circular SEBI/HO/MIRSD/MIRSD_RTAMB/P/CIR/2022/8 dated 25th January 2022, the following requests received by the Company in physical form will be processed and the shares will be issued in dematerialization form only:-

- i. Issue of duplicate share certificate
- ii. Claim from unclaimed suspense account
- iii. Renewal/Exchange of securities certificate
- iv. Endorsement
- v. Sub-division / splitting of securities certificate
- vi. Consolidation of securities certificates/folios
- vii. Transmission
- viii. Transposition

For this purpose, the securities holder/claimant shall submit a duly filled up Form ISR-4 which is hosted on the website of the company as well as on the website of Link Intime India Pvt Ltd, Registrar and share transfer agent (RTA) The aforementioned form shall be furnished in hard copy form.

Members holding shares in physical form are requested to dematerialize their holdings at the earliest.

5. SEBI vide circular no. SEBI/HO/MIRSD/MIRSD_RTAMB/P/CIR/2021/655 dated 3rd November 2021 has made it mandatory for all shareholders holding shares in physical form to furnish nomination details to the Company / RTA:

Shareholders can register their nomination details in Form SH-13 or they can choose to give declaration to opt out of Nomination by filing Form ISR-3.

In case of shareholder holding shares in physical form wishes to change the nominee or cancel the nomination then Form SH-14 needs to be filled.

The forms mentioned above are available on the website of the Company as well as on the website of RTA.

6. SEBI vide its Circular no. SEBI/HO/MIRSD/MIRSD_RTAMB/P/CIR/2021/655 dated 3rd November, 2021, has made it mandatory for all holders holding shares in physical form to furnish the following documents / details to the RTA
 - a) PAN
 - b) Contact details, Postal address with PIN, Mobile number, E-mail address
 - c) Bank account details (bank name and branch, bank account number, IFS code)

d) Specimen signature

For furnishing the above-mentioned details, shareholder must submit Form ISR-1 and/or ISR-2 in hard copy form to the company/ RTA. The forms are available on the website of the company as well as on the website of RTA.

7. To support the 'Green Initiative', Members who have not yet registered their email addresses are requested to register the same with their DPs in case the shares are held by them in electronic form and with RTA in case the shares are held by them in physical form.
8. Members are requested to intimate changes, if any, pertaining to their name, postal address, email address, telephone/ mobile numbers, Permanent Account Number (PAN), mandates, nominations, power of attorney, bank details such as, name of the bank and branch details, bank account number, MICR code, IFSC code, etc., to their DPs in case the shares are held by them in electronic form and to RTA in case the shares are held by them in physical form.
9. In case of joint holders, the Member whose name appears as the first holder in the order of names as per the Register of Members of the Company will be entitled to vote at the AGM.
10. Members are requested to participate on first come first serve basis, as participation through VC / OAVM is limited and will be closed on expiry of 15 minutes from the schedule time of the AGM. However, the participation of members holding 2% or more is not restricted on first come first serve basis. Members can login and join 30 minutes prior to the schedule time of meeting and window for joining shall be kept open till the expiry of 15 minutes after the schedule time. Participation is restricted upto 1000 members only.
11. Dividend on Equity Shares if declared at the AGM will be credited/dispatched within the prescribed time-limit mentioned in section 126 of the Companies Act, 2013 –
 - to all those beneficial owners holding shares in electronic form, as per the beneficial ownership data made available to the Company by National Securities Depository Limited ('NSDL') and the Central Depository Services (India) Limited ('CDSL') as of the end of the day of 7th June 2022; and
 - to all those Shareholders holding shares in physical form, whose names stand registered in the Company's Register of Members as Members on the end of the day on 7th June 2022.

In accordance with the provisions of the Income Tax Act, 1961 as amended by and read with the provisions of the Finance Act, 2020, with effect from 1st April 2020, dividend declared and paid by the Company is taxable in the hands of shareholders and the Company is required to deduct tax at source (TDS) from dividend paid to the shareholders at the applicable rates. The Company has sent a detailed communication to the Members in

this regard. The Shareholders are requested to refer to the same and comply to ensure appropriate deduction of tax and in any case update Residential status, PAN, Category of holding, etc. with their DP or in case shares are held in physical form, with the Company's RTA. Further, shareholders who have not registered their email address are requested to register the same with the RTA. Shareholders are further requested to update their Bank details with the Depository / Company for enabling the Company to make timely credit of dividend in respective bank account

12. Members are requested to note that, dividends if not encashed for a consecutive period of 7 years from the date of transfer to Unpaid Dividend Account of the Company, are liable to be transferred to the Investor Education and Protection Fund ("IEPF"). The shares in respect of such unclaimed dividends are also liable to be transferred to the demat account of the IEPF Authority. In view of this, Members are requested to claim their dividends from the Company, within the stipulated timeline. The Members, whose unclaimed dividends/shares have been transferred to IEPF, may claim the same by making an online application to the IEPF Authority in web Form No. IEPF-5 available on www.iepf.gov.in. For details, please refer to corporate governance report which is a part of this Annual Report.
13. Under Regulation 39(4) of SEBI (LODR) Regulations, 2015 read with Schedule VI "Manner of dealing with Unclaimed Shares", Companies are required to dematerialize such shares which have been returned as "Undelivered" by the postal authorities and hold these shares in an "Unclaimed Suspense Account" to be opened with either one of the Depositories viz. NSDL or CDSL.

All corporate benefits on such shares viz. bonus, dividends etc. will be credited to the unclaimed suspense account as applicable for a period of seven years and thereafter same will be transferred to Investor Education and Protection Fund in accordance with the provisions of Investor Education and Protection Fund Authority (Accounting, Audit, Transfer, and Refund) Rules, 2016 (IEPF Rules) read with Section 124(6) of the Act.

In compliance with Regulation 39(4) of SEBI (LODR), the Company has opened a demat account titled "Apcotex Industries Limited Unclaimed Securities Suspense Account" and transferred all the shares which are returned undelivered.

The concerned shareholders are requested to open a demat account and approach the Company / RTA of the Company to get their shares in dematerialised form. For details, please refer to corporate governance report which is a part of this Annual Report.

14. In compliance with the aforesaid MCA Circulars, Notice of the AGM along with the Annual Report 2021-22 is being sent only through electronic mode to those

Members whose email addresses are registered with the Company/ Depositories. Members may note that the Notice and Annual Report 2021-22 will also be available on the Company's website www.apcotex.com, websites of the Stock Exchanges i.e. Bombay Stock Exchange Limited and National Stock Exchange of India Limited (NSE) at www.bseindia.com and www.nseindia.com respectively, and on the website of NSDL <https://www.evoting.nsdl.com>

15. Members attending the AGM through VC / OAVM shall be counted for the purpose of reckoning the quorum under Section 103 of the Companies Act, 2013.
16. The relevant Statement pursuant to Section 102 of Companies Act, 2013 is annexed hereto.
17. The Register of Members / Shareholders and Share Transfer Books of the Company will remain closed from **Wednesday, the 8th day of June 2022 to Monday, the 13th of June 2022** (inclusive of both days).
18. Relevant documents referred in the accompanying Notice and Directors' Report will be available for electronic inspection without any fee by the Members from the date of Circulation of this Notice upto the date of AGM i.e **14th June 2022**. Members seeking to inspect such documents can send an email to cs@apcotex.com
19. Pursuant to the provisions of Section 124 of Companies Act, 2013 the Company has transferred the unclaimed dividends upto the financial year 2013-14 from time to time on due dates to the Investors Education and Protection Fund (IEPF) established by the Central Government. Pursuant to the provisions of IEPF (Uploading of Information regarding unpaid / unclaimed amounts lying with Companies) Rules, 2012, the Company has uploaded the details of unpaid and unclaimed amounts lying with the Company as on 9th July 2021 (date of last AGM) on the website of the Company viz. www.apcotex.com, as also on the website of the Ministry of Corporate Affairs viz. www.mca.gov.in.
20. Your attention is invited on the Companies (Significant Beneficial Ownership) amendment Rules, 2019 issued by the Ministry of Corporate Affairs on 8th February 2019. A person is considered as a Significant Beneficial Owner (SBO) if he/she, whether acting alone, together or through one or more individuals or trust holds a beneficial interest of at least 10%. The beneficial interest could be in the form of a company shares or the right to exercise significant influence or control over the company. If any shareholder holding shares in the Company on behalf of other or fulfilling the criteria, is required to give a declaration specifying the nature of his/her interest and other essential particulars in the prescribed manner and within the permitted time frame.
21. The Company's Statutory Auditor, M/s SGDG & Associates LLP, firm registration no. W100188, was appointed as Statutory Auditor for a period of five

consecutive years at the 32nd AGM of the Company held on 27th July 2018 on remuneration to be determined by the Board of Directors.

Pursuant to the amendments made to Section 139 of the Companies Act, 2013 by the Companies (Amendment) Act, 2017, which came into effect from 7th May 2018, the requirement of seeking ratification of the Members for the appointment of the Statutory Auditor has been withdrawn from the Statute.

In view of the above, ratification of the Members for continuance of their appointment at this AGM is not being sought. The Statutory Auditor has given a confirmation to the effect that they are eligible to continue with their appointment and have not been disqualified in any manner from continuing as Statutory Auditor. The remuneration payable to the Statutory Auditor shall be determined by the Board of Directors based on the recommendation of the Audit Committee.

22. Since the AGM will be held through VC / OAVM, the Route Map is not annexed in this Notice.
23. THE INSTRUCTIONS FOR MEMBERS FOR REMOTE E-VOTING AND JOINING GENERAL MEETING ARE AS UNDER:-

The remote e-voting period begins on 11th June 2022 at 9:00 A.M. IST and ends on 13th June 2022 at 5:00 P.M. IST. The remote e-voting module shall be disabled by NSDL for voting thereafter. The members, whose names appear in the Register of Members / Beneficial Owners as on the record date (cut-off date) i.e. 7th June 2022, may cast their vote electronically. The voting right of shareholders shall be in proportion to their share in the paid-up equity share capital of the Company as on the cut-off date being 7th June 2022.

How do I vote electronically using NSDL e-Voting system?





The way to vote electronically on NSDL e-Voting system consists of "Two Steps" which are mentioned below:

Step 1: Access to NSDL e-Voting system

- A) Login method for e-Voting and joining virtual meeting for individual shareholders holding securities in demat mode

In terms of SEBI circular dated December 9, 2020 on e-Voting facility provided by Listed Companies, Individual shareholders holding securities in demat mode are allowed to vote through their demat account maintained with Depositories and Depository Participants. Shareholders are advised to update their mobile number and email Id in their demat accounts in order to access e-Voting facility.

Login method for Individual shareholders holding securities in demat mode is given below:

Type of shareholders	Login Method
Individual Shareholders holding securities in demat mode with NSDL.	<ol style="list-style-type: none"> Existing IDEAS user can visit the e-Services website of NSDL Viz. https://eservices.nsd.com either on a Personal Computer or on a mobile. On the e-Services home page click on the “Beneficial Owner” icon under “Login” which is available under ‘IDEAS’ section, this will prompt you to enter your existing User ID and Password. After successful authentication, you will be able to see e-Voting services under Value added services. Click on “Access to e-Voting” under e-Voting services and you will be able to see e-Voting page. Click on company name or e-Voting service provider i.e. NSDL and you will be re-directed to e-Voting website of NSDL for casting your vote during the remote e-Voting period or joining virtual meeting & voting during the meeting. If you are not registered for IDEAS e-Services, option to register is available at https://eservices.nsd.com. Select “Register Online for IDEAS Portal” or click at https://eservices.nsd.com/SecureWeb/IdeasDirectReg.jsp Visit the e-Voting website of NSDL. Open web browser by typing the following URL: https://www.evoting.nsd.com/ either on a Personal Computer or on a mobile. Once the home page of e-Voting system is launched, click on the icon “Login” which is available under ‘Shareholder/Member’ section. A new screen will open. You will have to enter your User ID (i.e. your sixteen digit demat account number hold with NSDL), Password/OTP and a Verification Code as shown on the screen. After successful authentication, you will be redirected to NSDL Depository site wherein you can see e-Voting page. Click on company name or e-Voting service provider i.e. NSDL and you will be redirected to e-Voting website of NSDL for casting your vote during the remote e-Voting period or joining virtual meeting & voting during the meeting. Shareholders/Members can also download NSDL Mobile App “NSDL Speede” facility by scanning the QR code mentioned below for seamless voting experience. <p>NSDL Mobile App is available on</p> <p> App Store  Google Play</p> <div style="display: flex; justify-content: space-around;">   </div>

Individual Shareholders holding securities in demat mode with CDSL	<ol style="list-style-type: none"> Existing users who have opted for Easi / Easiest, they can login through their user id and password. Option will be made available to reach e-Voting page without any further authentication. The URL for users to login to Easi / Easiest are https://web.cdslindia.com/myeasi/home/login or www.cdslindia.com and click on New System Myeasi. After successful login of Easi/Easiest the user will be also able to see the E Voting Menu. The Menu will have links of e-Voting service provider i.e. NSDL. Click on NSDL to cast your vote. If the user is not registered for Easi/Easiest, option to register is available at https://web.cdslindia.com/myeasi/Registration/EasiRegistration Alternatively, the user can directly access e-Voting page by providing demat Account Number and PAN No. from a link in www.cdslindia.com home page. The system will authenticate the user by sending OTP on registered Mobile & Email as recorded in the demat Account. After successful authentication, user will be provided links for the respective ESP i.e. NSDL where the e-Voting is in progress.
Individual Shareholders (holding securities in demat mode) login through their depository participants	You can also login using the login credentials of your demat account through your Depository Participant registered with NSDL/CDSL for e-Voting facility. upon logging in, you will be able to see e-Voting option. Click on e-Voting option, you will be redirected to NSDL/CDSL Depository site after successful authentication, wherein you can see e-Voting feature. Click on company name or e-Voting service provider i.e. NSDL and you will be redirected to e-Voting website of NSDL for casting your vote during the remote e-Voting period or joining virtual meeting & voting during the meeting.

Important note: Members who are unable to retrieve User ID/ Password are advised to use Forget User ID and Forget Password option available at abovementioned website.

Helpdesk for Individual Shareholders holding securities in demat mode for any technical issues related to login through Depository i.e. NSDL and CDSL.

Login type	Helpdesk details
Individual Shareholders holding securities in demat mode with NSDL	Members facing any technical issue in login can contact NSDL helpdesk by sending a request at evoting@nsdl.co.in or call at toll free no.: 1800 1020 990 and 1800 22 44 30
Individual Shareholders holding securities in demat mode with CDSL	Members facing any technical issue in login can contact CDSL helpdesk by sending a request at helpdesk.evoting@cdslindia.com or contact at 022- 23058738 or 022-23058542-43

B) Login Method for e-Voting and joining virtual meeting for shareholders other than Individual shareholders holding securities in demat mode and shareholders holding securities in physical mode.

How to Log-in to NSDL e-Voting website?

1. Visit the e-Voting website of NSDL. Open web browser by typing the following URL: <https://www.evoting.nsdl.com/> either on a Personal Computer or on a mobile.
2. Once the home page of e-Voting system is launched, click on the icon “Login” which is available under ‘Shareholder/Member’ section.
3. A new screen will open. You will have to enter your User ID, your Password/OTP and a Verification Code as shown on the screen.

Alternatively, if you are registered for NSDL eservices i.e. IDEAS, you can log-in at <https://eservices.nsdl.com/> with your existing IDEAS login. Once you log-in to NSDL eservices after using your log-in credentials, click on e-Voting and you can proceed to Step 2 i.e. Cast your vote electronically.

4. Your User ID details are given below :

Manner of holding shares i.e. Demat (NSDL or CDSL) or Physical	Your User ID is:
a) For Members who hold shares in demat account with NSDL.	8 Character DP ID followed by 8 Digit Client ID For example if your DP ID is IN300*** and Client ID is 12***** then your user ID is IN300***12*****.
b) For Members who hold shares in demat account with CDSL.	16 Digit Beneficiary ID Forexample if your Beneficiary ID is 12***** then your user ID is 12*****.
c) For Members holding shares in Physical Form.	EVEN Number followed by Folio Number registered with the company For example if folio number is 001*** and EVEN is 101456 then user ID is 101456001***.

5. Password details for shareholders other than Individual shareholders are given below:
 - a) If you are already registered for e-Voting, then you can use your existing password to login and cast your vote.
 - b) If you are using NSDL e-Voting system for the first time, you will need to retrieve the ‘initial password’ which was communicated to you. Once you retrieve your ‘initial password’, you need to enter the ‘initial password’ and the system will force you to change your password.

- c) How to retrieve your ‘initial password’?
 - (i) If your email ID is registered in your demat account or with the company, your ‘initial password’ is communicated to you on your email ID. Trace the email sent to you from NSDL from your mailbox. Open the email and open the attachment i.e. a .pdf file. Open the .pdf file. The password to open the .pdf file is your 8 digit client ID for NSDL account, last 8 digits of client ID for CDSL account or folio number for shares held in physical form. The .pdf file contains your ‘User ID’ and your ‘initial password’.
 - (ii) If your email ID is not registered, please follow steps mentioned below in **process for those shareholders whose email ids are not registered.**
6. If you are unable to retrieve or have not received the “Initial password” or have forgotten your password:
 - a) Click on “Forgot User Details/Password?”(If you are holding shares in your demat account with NSDL or CDSL) option available on www.evoting.nsdl.com.
 - b) Physical User Reset Password?” (If you are holding shares in physical mode) option available on www.evoting.nsdl.com.
 - c) If you are still unable to get the password by aforesaid two options, you can send a request at evoting@nsdl.co.in mentioning your demat account number/folio number, your PAN, your name and your registered address etc.
 - d) Members can also use the OTP (One Time Password) based login for casting the votes on the e-Voting system of NSDL.
7. After entering your password, tick on Agree to “Terms and Conditions” by selecting on the check box.
8. Now, you will have to click on “Login” button.
9. After you click on the “Login” button, Home page of e-Voting will open.

Step 2: Cast your vote electronically and join General Meeting on NSDL e-Voting system.

How to cast your vote electronically and join General Meeting on NSDL e-Voting system?

1. After successful login at Step 1, you will be able to see all the companies “EVEN” in which you are holding shares and whose voting cycle and General Meeting is in active status.
2. Select “EVEN” of company for which you wish to cast your vote during the remote e-Voting period and casting your vote during the General Meeting. For joining virtual meeting, you need to click on “VC/OAVM” link placed under “Join General Meeting”.

3. Now you are ready for e-Voting as the Voting page opens.
4. Cast your vote by selecting appropriate options i.e. assent or dissent, verify/modify the number of shares for which you wish to cast your vote and click on "Submit" and also "Confirm" when prompted.
5. Upon confirmation, the message "Vote cast successfully" will be displayed.
6. You can also take the printout of the votes cast by you by clicking on the print option on the confirmation page.
7. Once you confirm your vote on the resolution, you will not be allowed to modify your vote

General Guidelines for shareholders

1. Institutional shareholders (i.e. other than individuals, HUF, NRI etc.) are required to send scanned copy (PDF/ JPG Format) of the relevant Board Resolution/ Authority letter etc. with attested specimen signature of the duly authorized signatory(ies) who are authorized to vote, to the Scrutinizer by e-mail to cs@apcotex.com / divya.dsmco@gmail.com with a copy marked to evoting@nsdl.co.in.
2. It is strongly recommended not to share your password with any other person and take utmost care to keep your password confidential. Login to the e-voting website will be disabled upon five unsuccessful attempts to key in the correct password. In such an event, you will need to go through the "Forgot User Details/Password?" or "Physical User Reset Password?" option available on www.evoting.nsdl.com to reset the password.
3. In case of any queries, you may refer the Frequently Asked Questions (FAQs) for Shareholders and e-voting user manual for Shareholders available at the download section of www.evoting.nsdl.com or call on toll free no.: 1800 1020 990 and 1800 22 44 30 or send a request to evoting@nsdl.co.in

Process for those shareholders whose email ids are not registered with the depositories for procuring user id and password and registration of e mail ids for e-voting for the resolutions set out in this notice:

1. In case shares are held in physical mode please provide Folio No., Name of shareholder, scanned copy of the share certificate (front and back), PAN (self-attested scanned copy of PAN card), AADHAR (self-attested scanned copy of Aadhar Card) by email to cs@apcotex.com
2. In case shares are held in demat mode, please provide DPID-CLID (16 digit DPID + CLID or 16 digit beneficiary ID), Name, client master or copy of Consolidated Account statement, PAN (self-attested scanned copy of PAN card), AADHAR (self-attested scanned copy of Aadhar Card) to (cs@apcotex.com). If you are an Individual shareholder holding securities in demat mode, you are requested to refer to the login method explained at **step 1 (A)** i.e. [Login method for e-Voting and joining virtual](#)

meeting for Individual shareholders holding securities in demat mode.

3. Alternatively, shareholder/members may send a request to evoting@nsdl.co.in for procuring user id and password for e-voting by providing above mentioned documents.

In terms of SEBI circular dated December 9, 2020 on e-Voting facility provided by Listed Companies, Individual shareholders holding securities in demat mode are allowed to vote through their demat account maintained with Depositories and Depository Participants. Shareholders are required to update their mobile number and email ID correctly in their demat account in order to access e-Voting facility.

THE INSTRUCTIONS FOR MEMBERS FOR E-VOTING ON THE DAY OF THE AGM ARE AS UNDER:

1. The procedure for e-Voting on the day of the AGM is same as the instructions mentioned above for remote e-voting.
2. Only those Members/ shareholders, who will be present in the AGM through VC/OAVM facility and have not casted their vote on the Resolutions through remote e-Voting and are otherwise not barred from doing so, shall be eligible to vote through e-Voting system in the AGM.
3. Members who have voted through Remote e-Voting will be eligible to attend the AGM. However, they will not be eligible to vote at the AGM.
4. The details of the person who may be contacted for any grievances connected with the facility for e-Voting on the day of the AGM shall be the same person mentioned for Remote e-voting.

INSTRUCTIONS FOR MEMBERS FOR ATTENDING THE AGM THROUGH VC/OAVM ARE AS UNDER:

1. Member will be provided with a facility to attend the AGM through VC/OAVM through the NSDL e-Voting system. Members may access by following the steps mentioned above for **Access to NSDL e-Voting system**. After successful login, you can see link of "VC/OAVM link" placed under "**Join General meeting**" menu against company name. You are requested to click on VC/OAVM link placed under Join General Meeting menu. The link for VC/OAVM will be available in Shareholder/Member login where the EVEN of Company will be displayed. Please note that the members who do not have the User ID and Password for e-Voting or have forgotten the User ID and Password may retrieve the same by following the remote e-Voting instructions mentioned in the notice to avoid last minute rush.
2. Members are encouraged to join the Meeting through Laptops for better experience.
3. Further Members will be required to allow Camera and use Internet with a good speed to avoid any disturbance during the meeting.
4. Please note that Participants Connecting from Mobile Devices or Tablets or through Laptop connecting via

Mobile Hotspot may experience Audio/Video loss due to Fluctuation in their respective network. It is therefore recommended to use Stable Wi-Fi or LAN Connection to mitigate any kind of aforesaid glitches.

5. Shareholders who would like to express their views/have questions may send their questions in advance mentioning their name demat account number/folio number, email id, mobile number and PAN at cs@apcotex.com from 4th June 2022 to 8th June 2022. The same will be replied by the company suitably. Please note that those members who have registered themselves as a speaker will only be allowed to express their views / raise queries during the AGM. The company reserves the right to restrict the number of speakers depending on the availability of time at the AGM.

ANNEXURE TO NOTICE

STATEMENT (Pursuant to section 102(1) of the Companies Act, 2013)

Item No.4

The Board of Directors at their meeting held on 28th March 2019 had appointed Mr. Abhiraj Choksey as Managing Director of the Company for a term of 3 years effective from 1st May 2019 on the terms and conditions set out in the Agreement entered by the Company with him. The shareholders approved the appointment of Mr. Abhiraj Choksey on 4th June 2019. The term of Mr. Abhiraj Choksey will end on 30th April 2022 and is eligible to be re-appointed.

Mr. Abhiraj Choksey is not disqualified from being appointed as Managing Director in terms of Section 164 of the Act and has given his consent to act as a Managing Director and he has not been debarred from holding the office of director or continuing as a director of company by SEBI/MCA or any other authority in India or abroad.

The Board of Directors of the Company at their meeting held on 29th March 2022 have, in accordance with the provisions of Articles of Association of the Company and subject to the approval of the shareholders in General Meeting and that of the Central Government, if required, under the provisions of the Companies Act, 2013, on the recommendation of Nomination and Remuneration Committee of Board, have decided to re-appoint Mr. Abhiraj Choksey, as "Managing Director" of the Company, for a further period of 3 (Three) Years, effective from 1st May 2022. Mr. Abhiraj Choksey is graduated from the University of Pennsylvania with degrees in Engineering and Business from Wharton. He worked in strategy consulting and IT in the United States for a few years before joining Apcotex Board during 2002. He is associated with the Company since 2005 as Executive Director and associated with the Company as Managing Director since May 2010. He has several years of experience in the field of finance, system engineering, strategy formulation, administration, etc. He is on the Executive Committee of the Indian Chemical Council (ICC), and an active member of Young Presidents Organization (YPO) and Entrepreneurs' Organization (EO).

Mr. Abhiraj Choksey is a relative of Company's Chairman, Mr. Atul Choksey, Mr. Amit Choksey and by virtue of this appointment; he

will continue to hold an office or place of profit in the Company in accordance with the provisions of Section 188 and other applicable provisions of the Companies Act, 2013.

The re-appointment and remuneration of the Managing Director is approved by the Nomination and Remuneration Committee, comprising of Dr. S. Sivaram, Mr. Kamlesh Vikamsey, Mrs. Priyamvada Bhumkar, independent directors of the Company and Mr. Atul Choksey, in their meeting held on 29th March 2022.

The terms and conditions of the remuneration as set out in the draft agreement to be entered into by the Company with the said Mr. Abhiraj Choksey are as under:

Salary: Rs. 4,70,000/- (Rupees Seven Lakh Seventy Thousand Only) per month, with an increment to be determined by the Board of Directors, including Committee thereof, effective from the 1st day of April each year.

Allowances: House Rent Allowance and Bonus as per the rules in force in the Company from time to time.

Management Development Allowance: Rs. 7,50,000/- (Rupees Seven Lakh Fifty Thousand Only) per month, with rise to be determined by the Board of Directors, including committee thereof, effective from 1st day of April each year

Variable Pay Plan as per the rules in force in the Company, from time to time.

Perquisites: Perquisites are classified into three categories "A", "B" and "C" as follows:

Part "A"

Housing

- (1) Free furnished residential accommodation or (2) in case of his own flat on ownership basis, then House Rent Allowance of an amount as may be fixed by the Board of Directors, or (3) in case of occupation of the rented premises then reimbursement of actual rent paid in respect of such premises. In case of all the above amenities such as gas, electricity, water, servants, painting, repairs, upkeep and general maintenances of the premises as are desired by the Director to be provided at the Company's expenses. In case of (2) & (3) such furniture or benefits in respect of furniture as may be required by Director, to be provided at the Company's expense.

The expenditure incurred if any, by the Company on gas, electricity, water and furnishings, furniture etc, to be made available to the Managing Director shall be valued as per the Income Tax Rules, as are in force from time to time.

Reimbursement of Expenses:

1. Payment of medical insurance premium and reimbursement of expenses actually incurred for self, wife, dependent children including hospitalization expenses, nursing home charges, treatment expenses, surgical expenses, etc.
2. Expenses incurred for travelling, boarding and lodging including for spouse and attendant(s) during business trips and provision of car(s) for use on Company's business

and communication expenses at residence shall be reimbursed at actuals and not considered as perquisites.

3. The expenses, as may be borne by the Company for providing security to Mr. Abhiraj Choksey and his family members shall not be considered as perquisites and accordingly, not to be included for the purpose of computation of the overall ceiling of remuneration.

Leave Travel Concession:

Leave Travel Concession for the Managing Director and his family, once in a year incurred in accordance with the Rules of the Company, in force from time to time.

Personal Accident Insurance:

Personal Accident insurance, the annual premium of which will not exceed Rs. 20,000/- or coverage under the Group Personal Accident Insurance Policy taken / as may be taken by the Company every year during the tenure of this appointment.

Club Fees:

Fees of clubs subject to a maximum of two clubs.

Part “B”

Provident Fund:

Company’s contribution towards Provident Fund, subject to a ceiling of 12% of the salary.

Gratuity, Pension and Superannuation:

Benefits in accordance with the rules and regulations in force in the Company from time to time.

Part “C”

Car:

Provision of a car and driver for both official and personal use of the Managing Director in accordance with Company’s Policy.

Telephone:

Provision of telephone at residence of the Managing Director. Personal long distance calls on telephone shall be billed by the Company to the Managing Director in accordance with Company’s Policy.

Other Benefits:

1. Leave: Leave with full pay and allowance in accordance with the rules and regulations of the Company in force from time to time. Leave encashment in accordance with the rules and regulations of the Company in force from time to time, to be permitted at the end of the term, after obtaining such approvals as may be necessary.
2. Benefits under loan and other schemes in accordance with the practices, rules and regulations in force in the Company from time to time.
3. Such other benefits and amenities as are provided to Senior Officers of the Company from time to time.

The remuneration as aforesaid of the Managing Director shall be subject to such limits of remuneration as are laid down by the Central Government in the Companies Act, 2013, its Schedule V and/or amendments made/as may be made therein from time to time.

Notwithstanding anything to the contrary contained herein, where in any financial year during the tenure of the Managing Director, the Company has no profits or its profits are inadequate, the Company will pay the Managing Director remuneration by way of salary, allowances and perquisites not exceeding the ceiling laid down in Schedule V of the Companies Act, 2013 as may be decided by the Board of Directors of the Company, after obtaining suitable recommendation from the Nomination & Remuneration Committee of the Board of Directors of the Company.

The scope and quantum of remuneration specified hereinabove, may be enhanced, enlarged, widened, altered or varied by the Board of Directors on the recommendation of the Nomination and Remuneration Committee, in the light of and in conformity with any amendments to the relevant provisions of the Companies Act and/or the rules and regulations made there-under and/ or such guidelines as may be announced by the Central Government from time to time.

The Company shall pay to or reimburse the Managing Director and he shall be entitled to be paid and/or to be reimbursed by the Company all costs, charges and expenses that may have been or may be incurred by him for the purposes of or on behalf of the Company.

The draft of the agreement to be entered into by the Company with Mr. Abhiraj Choksey is available for inspection.

Except Mr. Atul Choksey, Mr. Amit Choksey, no other Director(s) or Key Managerial Personnel of the Company and their relatives other than the concerned Managing Director are in anyway deemed to be concerned or interested, financially or otherwise, in the resolutions as set out in Item Nos 4 of the Notice.

The Board recommends the Special Resolution set out at Item No. 4 of the Notice for approval by the shareholders for re-appointment of Mr. Abhiraj Choksey for further period of 3 years with effect from 1st May 2022.

Item No.5

As per Regulation 17(6)(ca) of the SEBI (Listing Obligations and Disclosure Requirements) Regulations, 2015, requires companies to obtain approval of the Members by passing of a special resolution, every year, for payment of remuneration to a Non-Executive Director exceeding 50% (fifty percent) of the total annual remuneration payable to all Non-Executive Directors.

Mr. Atul Choksey is the Promoter, Non-Executive Director/ Chairman of the Company since 1991. He plays an important role in guiding the Managing Director & Executive Director for long term strategy and for continual growth of profitability of the Company. In view of role played by him in the functioning of the Company, the proposed remuneration structure of the Chairman is devised so as to be commensurate with the efforts and inputs that he provides to the Company and accordingly he is entitled to an additional remuneration for his engagement beyond Board meetings which is based on industry standards.

The Board of Directors in their meeting held on 27th April 2022, have approved the payment of commission of Rs.111.00 lacs to Mr. Atul Choksey – Chairman of the Company, out of

the total Commission of Rs.143.50 lacs available for Non-Executive Directors of the Company, as computed under Section 198 of the Companies Act, 2013, which is about 1% of net profits of the Company for the financial year, which is subject to approval of the shareholders in the ensuing AGM. In the AGM held on 4th June 2019, the shareholders have approved the payment of commission upto 3% of net profits of the Company to Non-Executive Directors.

Since the amount of Commission payable to Mr. Atul Choksey – Chairman, as proposed by the Board of Directors, exceeds 50% of the total Commission amount available for Non-Executive Directors of the Company, the approval of Shareholders is required by way of a Special Resolution.

Mr. Atul Choksey, Non-executive Director/Chairman of the Board and his relatives' viz. Mr. Amit C Choksey and Mr. Abhiraj Choksey, are deemed to be interested in the resolution set out at Item No.5 of the Notice, to the extent of their shareholding interest, if any, in the Company.

Save and except the above, none of the Directors / Key Managerial Personnel of the Company/their relatives are, in any way, concerned or interested financially or otherwise, in the resolution set out at Item No.5

Your Board recommends the passing of Special Resolution set out at Item No.5 of the Notice.

Item No.6

Cost Auditor

The Company is required to have its costs records audited by a Cost Accountant in practice. Accordingly, the Board of Directors at their meeting held on 27th April 2022, have appointed M/s. VJ Talati & Co., Cost Accountants, as Cost Auditor for conducting the audit of the cost records of the Company, for the financial year 2022-23 on a remuneration of

Rs.50,000/- plus taxes as applicable and re-imburement of expenses incurred by them in connection with the audit.

Pursuant to Section 148 of the Companies Act, 2013 read with the Companies (Audit and Auditors) Rules, 2014, members of the company are required to ratify the remuneration proposed to be paid to the Cost Auditor.

Accordingly, consent of the members is sought for passing the Ordinary Resolution as set out at Item No.6 of the Notice for ratification of the remuneration payable to the Cost Auditor

None of the Directors, Key Management Personnel of the Company and their relatives, are in any way concerned or interested, financially or otherwise, in the resolution

The Board of Directors recommends the Ordinary Resolution set out at Item No.6 of the accompanying Notice for approval by the Members.

BY ORDER OF THE BOARD
For apcotex industries limited

ANAND V. KUMASHI
Company Secretary

Date: 27th April 2022
Place: Mumbai

Registered Office:
49-53, Mahaveer Centre,
Sector 17, Vashi,
Navi Mumbai - 400 703

apcotex

Annexure to Notice

Details of Directors seeking appointment/re-appointment at the forthcoming AGM in pursuance of Regulation 36 of SEBI (LODR) Regulations 2015 and SS 2-Secretarial Standards on General Meetings.

Name of the Director	Mr. Amit Choksey	Mr. Abhiraj Choksey
Director Identification Number	00001470	00002120
Date of Birth	14/10/1954	05/08/1977
Nationality	Indian	Indian
Date of appointment on Board	21/11/1997	26/11/2002
Qualification	Bachelor of Commerce	Bachelor of Science in Economics & Engineering.
Shares held	1,72,275	68,99,570 (including HUF)
Experience / Expertise	Mr. Amit Choksey has over 30 years of experience in managing industries and manufacturing various types of construction chemicals, specialty water proofing compounds and inorganic pigments	Mr. Abhiraj Choksey has several years of experience in the field of finance, system engineering, strategy formulation, administration, etc, and also as a Management Consultant, having worked in strategy consulting and IT in the United States.
Remuneration last drawn	Not Applicable	Rs. 131.02 lacs
Remuneration proposed to be paid	Not Applicable	Rs.175.05 lacs
List of Directorship held in other listed Companies	-/-	-/-
Membership / Chairmanships of Audit and Stakeholders Relationship Committees across Public Companies	-/-	1
Relationship with other Board Members	Related to Mr. Atul Choksey and Mr. Abhiraj Choksey	Related to Mr. Atul Choksey and Mr. Amit Choksey

PERFORMANCE SUMMARY										
	2021-22	2020-21	2019-20 [^]	2018-19 ^{***}	2017-18	2016-17 #	2015-16 ^{***}	2014-15	2013-14 [*]	2012-13
Revenues										
Gross Sales	95,116.49	53,788.05	49,152.19	62,307.63	53,635.82	42,951.38	29,772.37	39,114.46	33,035.43	30,262.47
Net Sales	95,116.49	53,788.05	49,152.19	62,307.63	52,428.96	38,654.81	26,700.26	35,336.86	29,537.81	27,212.63
Other Income	1,361.68	794.17	1,039.33	1,028.02	902.39	3,138.12	870.10	728.77	408.87	48.06
Cost										
Material Consumed	62,363.50	33,938.02	34,722.53	44,300.95	36,058.19	26,922.05	17,552.65	25,020.39	22,663.67	20,628.13
Employee's Remuneration and Benefits	5,086.73	4,306.98	3,939.71	3,829.22	3,383.42	2,916.38	1,521.63	1,410.26	1,158.82	1,078.11
Other Expenses (Incl Finance Cost)	14,582.47	9,212.41	7,729.15	7,859.21	7,097.95	6,401.72	3,911.68	5,254.42	3,782.25	3,439.00
Gross Profit	14,445.47	7,124.81	3,800.13	7,346.27	6,791.79	5,552.78	4,584.40	4,380.57	2,341.94	2,115.45
Depreciation	1,409.47	1,451.19	1,339.74	1,179.26	1,214.24	1,210.03	894.43	897.71	676.81	311.30
Earning Before Interest, Tax, Depreciation and Amortization (EBITDA)	14,770.94	7,505.89	4,062.36	7,526.57	6,948.77	5,840.39	4,826.41	4,704.83	2,756.43	2,350.26
Profit before tax	13,036.00	5,673.61	2,460.38	6,167.01	5,577.55	4,342.75	3,689.96	3,482.85	1,665.12	1,804.16
Profit after tax	9,880.61	4,415.88	1,662.72	4,660.48	3,863.64	3,498.52	2,814.31	2,468.06	1,314.32	1,280.53
Earning Per Shares	19.06	8.52	3.21	8.99	18.63	16.87	13.57	23.80	12.68	24.70
Capital Accounts										
Share Capital	1,036.90	1,036.90	1,036.90	1,036.90	1,036.90	1,040.80	1,040.80	522.35	522.35	522.35
Reserves and Surplus	38,579.45	29,503.44	24,090.46	26,738.29	23,601.80	21,251.04	26,125.70	9,452.95	8,005.18	7,297.44
Net Worth	39,616.35	30,540.34	25,127.36	27,775.19	24,638.70	22,291.84	27,166.50	9,975.30	8,527.53	7,819.79
Net Block of Fixed Assets	15,656.68	14,476.51	12,487.53	7,641.73	7,852.96	8,778.68	8,985.27	6,325.26	6,779.16	6,498.91

* Equity shares of Rs 10 each subdivided into 2 equity shares of Rs 5 each on 17th August 2013 (Record date)

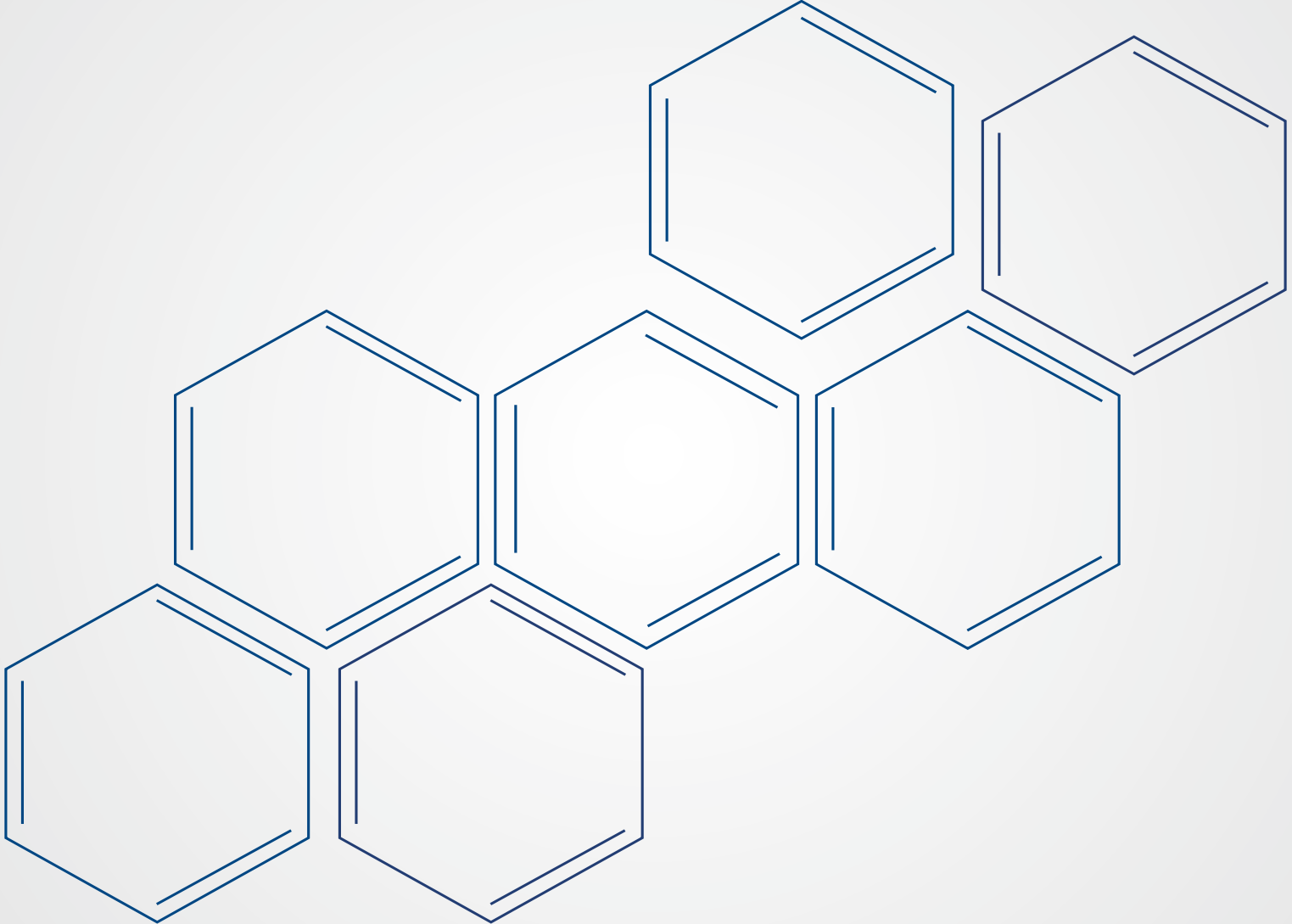
** Bonus Share Capital allotted in the ratio of 1:1 on 25th September 2015

The financials for FY 2015-16 and FY 2016-17 have been restated as per IND-AS.

[^]Equity share of Rs 5/- each subdivided into Equity share of face value of Rs 2/-each with effect from 5th July 2019 (Record date).

^{***}EPS figure restated for comparability on account of subdivision of equity shares.





apcotex industries limited

Office No. 40-41 & 49-53, 3rd Floor, Mahavir Centre, Plot No. 77,
Sector 17, Vashi, Navi Mumbai - 400 703, Maharashtra. India
Ph.: (B) +91-22-27770800 | **Email :** info@apcotex.com
Web : www.apcotex.com

