



SUPREME PETROCHEM LTD

Regd. Office :

Solitaire Corporate Park, Building No. 11, 5th Floor, 167, Guru Hargovindji Marg,
Andheri-Ghatkopar Link Road, Chakala, Andheri (East), Mumbai-400 093. INDIA
☎ : 91-22-6709 1900 Fax - 022 - 4005 5681 • CIN : L23200MH1989PLC054633
Website : www.supremepetrochem.com • Email : corporate@spl.co.in

Ref: CFA/CS/18/AGM_34/2022-2023

June 05,2023

BSE Limited
Phiroze Jeejeebhoy Towers,
1st Floor, Dalal Street,
Mumbai - 400 001
Code: 500405

National Stock Exchange of India Ltd
Exchange Plaza, Bandra Kurla Complex,
Bandra East,
Mumbai – 400 051
Code: SPLPETRO

Dear Sir,

**Sub: Annual General Meeting – Annual Report 2022-23
and Intimation of Record Date**

Ref : Regulation 34 and 42 of SEBI (LODR), Regulations, 2015

The Thirty Fourth Annual General Meeting (“AGM”) of the Company will be held on Tuesday, July 4, 2023 at 4.00 p.m. IST through Video Conferencing (“VC”) / Other Audio Visual Means (“OAVM”).

Pursuant to Regulation 34(1) of Securities Exchange Board of India (Listing Obligations and Disclosure Requirements) Regulations, 2015 (“SEBI Listing Regulations”), we are submitting herewith the Annual Report of the Company along with the Notice of AGM for the financial year 2022-23 which is being sent through electronic mode to the Members.

The Board of Directors has recommended a final dividend of Rs.7/- per equity share (bearing face value of Rs.2/- per share) of the Company for the financial year ended March 31, 2023 subject to approval of the shareholders at the ensuing AGM.


Pursuant to Regulation 42 of the SEBI Listing Regulations, if the final dividend, as recommended by the Board of Directors, is approved/declared at the AGM, payment of such dividend, subject to deduction of tax at source, will be made on or after July 19, 2023:-

To all the Beneficial Owners in respect of their dematted shares and to all the physical shareholders of the Company, as at the close of business hours on Tuesday, June 27, 2023 (viz. the “Record Date”).

The Annual Report containing the Notice is also uploaded on the Company’s website www.supremepetrochem.com

Thanking you,

Yours faithfully,
for **SUPREME PETROCHEM LTD**


D. N. MISHRA
COMPANY SECRETARY

Encl: as above



Certificate No. INAAACS7249C2F228



SUPREME PETROCHEM LTD

**ANNUAL REPORT
2022-23**



**PERFORMANCE HIGHLIGHTS**

₹ in Lakhs unless indicated otherwise

	2022-2023 (12 Months)	2021-2022 (12 Months)	2020-2021 (12 Months)	2019-2020 (12 Months)	2018-2019 (12 Months)	2017-2018 (12 Months)	2016-2017 (12 Months)	2015-2016 (9 Months)	2014-2015 (12 Months)	2013-2014 (12 Months)
Net Sales	528720	503230	318517	272425	319381	302661	291862	206805	265254	326430
Other Income	5894	3050	2128	1193	1003	802	749	347	319	586
Total Income	534614	506280	320645	273618	320384	303463	292611	207152	265573	327015
Operating Profit (EBIDTA)	71707	93444	69020	16042	10338	20429	30477	10721	9654	9557
Financial Cost	358	477	727	649	394	460	470	531	1660	2284
Depreciation/Amortisation	4660	4185	3914	3603	2327	2075	2222	1705	2364	2874
Profit Before Tax & Exceptional items	66689	88782	64378	11790	7616	17894	27785	8485	5629	4399
Net Profit	49814	66326	47749	10265	4921	11612	17941	5705	3570	3059
Paid up Equity Capital	3760.83	3760.83	9402.07	9643.61	9650.20	9650.20	9650.20	9650.20	9650.20	9650.20
Reserves and Surplus	180626	147802	97082	57684	54593	54909	48560	31823	27986	26777
Shareholders' Funds (Net Worth)	184387	151563	106484	67328	64243	64559	58210	41473	37636	36427
Deferred Tax Liability (Net)	3541	3441	3569	3743	5233	4874	4787	4796	4848	4924
Loans	-	-	-	-	-	-	-	-	-	3204
Capital Employed	187928	155004	110053	71070	69476	69433	62997	46269	42485	44555
Avg Capital Employed	171466	132528	90562	70273	69455	66215	54633	44377	43520	46088
Earning Per Equity Share (₹)	26.49	35.27	50.63	10.64	5.10	12.03	18.59	5.91	3.70	3.16
Cash Earning Per Equity Share (₹)	28.97	37.50	54.78	14.37	7.51	14.18	20.89	7.68	6.15	6.13
Book Value (₹)	98	81	113	70	67	67	60	43	39	38
Dividend Per Share (₹)	11.00*	18.00	15.00	5.50	3.00	4.50	4.50	1.50	1.50	1.50
Face Value per Share (₹)	2**	4@	10	10	10	10	10	10	10	10
ROACE (%) (PBIT/Average capital Employed)	39.10	67.35	71.89	17.70	11.53	27.72	51.72	20.32	16.75	14.50
ROANW (%) (PAT/Average Net Worth)	29.66	51.41	54.94	15.60	7.64	18.92	36.00	14.42	9.64	8.53
Debt : Equity (Total Debt/ Total Net Worth)	-	-	-	-	-	-	-	-	-	0.09
Total Outside Liabilities/ Total Net Worth	0.46	0.48	0.61	0.81	0.82	0.93	0.86	1.15	1.21	1.56

* Including a final dividend of ₹ 7/- per equity share on face value of ₹ 2/- per share of the Company subject to approval of shareholders. Interim Dividend of ₹ 4/- per share paid during the year on face value of ₹ 4/- .

** Each share of face value of ₹ 4/- split into two share of ₹ 2/- each in January 2023.

@ Face value is post reduction of capital by ₹ 6/- per share paid to shareholders.



BOARD OF DIRECTORS:

M. P. Taparia, Chairperson
 Rajan B. Raheja
 B. L. Taparia
 S. J. Taparia
 M. S. Ramachandran
 R. Kannan
 Ms. Ameeta Parpia
 Dr. S. Sivaram
 Rajeev M. Pandia
 K. V. Mujumdar

REGISTERED OFFICE:

Solitaire Corporate Park, Building No. 11, 5th Floor,
 167, Guru Hargovindji Marg, Andheri-Ghatkopar Link Road,
 Chakala, Andheri (East), Mumbai - 400 093
 Phone: +91 22 67091900
 email : investorhelpline@spl.co.in
 website : www.supremepetrochem.com

CIN:

L23200MH1989PLC054633

PLANTS:

- (i) Amdoshi, Wakan-Roha Road, Post: Patansai, Nagothane,
 Taluka Roha, Dist. Raigad, Maharashtra - 402 106.
- (ii) Ammulavoyil Village, Andarkuppam Post, Manali New Town,
 Chennai, Tamil Nadu - 600 103.

BANKERS:

ICICI Bank Ltd.
 AXIS Bank Ltd.
 Bank of Baroda
 IDBI Bank Ltd.
 Kotak Mahindra Bank Ltd.
 Standard Chartered Bank
 The Hongkong & Shanghai Banking Corporation Ltd.

AUDITORS:

M/s G. M. Kapadia & Co.
 Chartered Accountants

REGISTRARS & SHARE TRANSFER AGENT (RTA):

KFin Technologies Limited,
 Selenium Tower B, Plot No. 31 & 32,
 Financial District, Nanakramguda,
 Serilingampally Mandal,
 Hyderabad - 500 032, TELANGANA.

CONTENTS

Notice	1
Board's Report	11
Management Discussion and Analysis	28
Corporate Governance Report	33
Business Responsibility and Sustainability Report	54
Independent Auditor's Report	92
Balance Sheet	100
Statement of Profit & Loss	102
Statement of Changes in Equity	103
Cash Flow Statement	104
Notes to Financial Statements	106



SUPREME PETROCHEM LTD



NOTICE

NOTICE is hereby given that the Thirty Fourth Annual General Meeting of SUPREME PETROCHEM LTD will be held on Tuesday, July 04, 2023 at 4.00 p.m. IST through Video Conferencing ("VC")/Other Audio Visual Means ("OAVM") to transact, the following items of business:

ORDINARY BUSINESS:

1. To receive, consider and adopt the Audited Financial Statement of the Company for the Financial Year ended March 31, 2023, together with the Report of the Board of Directors and Auditors thereon.
2. To confirm the Interim Dividend of ₹ 4.00 per share paid on Equity Shares of the Company in October 2022 (Face Value ₹ 4.00 per Equity Share) and to declare final dividend on the Equity Shares of the Company for the financial year ended March 31, 2023 (Face Value ₹ 2.00 per Equity Share).
3. To appoint a Director in place of Shri Rajan B. Raheja (DIN: 00037480) who retires by rotation and being eligible, offers himself for re-appointment.
4. To appoint new Statutory Auditor of Company M/s. Kalyaniwalla & Mistry LLP (a Chartered Accountants firm) and fix their remuneration.

To consider and if thought fit, to pass, with or without modification(s), the following resolution as an Ordinary Resolution:

"RESOLVED THAT pursuant to the provisions of Section 139 of the Companies Act, 2013 read with Companies (Audit and Auditors) Rules, 2014 and all other applicable provisions, if any, of the Companies Act, 2013 M/s. Kalyaniwalla & Mistry LLP, Chartered Accountants, (Firm Registration No. 104607W/W100166) be and are hereby appointed as Statutory Auditor of the Company, for a period of 5 years (viz. from F.Y. 2023-24 to 2027-28) to hold office from the conclusion of this 34th Annual General Meeting until the conclusion of the 39th Annual General Meeting to be held in calendar year 2028 at a remuneration as may be decided by the Board of Directors of the Company".

SPECIAL BUSINESS:

5. **Approval for re-appointment of Shri B. L. Taparia as a Non-Executive, Non-Independent Director of the Company:**

To consider and if thought fit, to pass the following resolution as a Special Resolution:

"RESOLVED THAT consent of the members be and is hereby accorded, pursuant to the provisions of Section 152(6) of the Companies Act, 2013, for re-appointment of Shri B. L. Taparia (DIN: 00112438), who retires by rotation and being eligible offers himself for re-appointment, as a Non-Executive, Non-Independent Director of the Company, subject to retirement by rotation.

RESOLVED FURTHER THAT pursuant to the provisions of Regulation 17(1A) of SEBI (Listing Obligations and Disclosure Requirements) Regulations, 2015, consent

of the members be and is hereby also accorded for continuance of Shri B. L. Taparia, who has attained the age of 75 years, as a Director of the Company as long as he continues in the same capacity.

RESOLVED FURTHER THAT the Board of Directors of the Company be and is hereby authorized to do all acts and take all such steps as may be necessary, proper or expedient to give effect to this resolution".

6. **Ratification of remuneration of the Cost Auditors:**

To consider and, if thought fit, to pass the following resolution as an Ordinary Resolution:

"RESOLVED THAT pursuant to the provisions of Section 148 and other applicable provisions, if any, of the Companies Act, 2013 and the Companies (Audit and Auditors) Rules, 2014 (including any amendment(s), statutory modification(s) or re-enactment(s) thereof for the time being in force), the annual remuneration of ₹ 4,85,000/- (Rupees four lakhs eighty five thousand only) plus out of pocket expenses & GST to M/s. Kishore Bhatia & Associates, (Firm Registration No. 00294) - Cost Accountants as fixed by the Board of Directors for appointing them as Cost Auditors of the Company for the Financial Year 2023-24 to conduct audit of its cost accounting records, as prescribed under the Companies (Cost Records & Audit) Rules, 2014, as amended, be and is hereby ratified and confirmed.

RESOLVED FURTHER THAT the Board of Directors of the Company be and is hereby authorised to do all acts and take all such steps as may be necessary, proper or expedient to give effect to this resolution".

By Order of the Board of Directors
For **Supreme Petrochem Ltd**

D. N. MISHRA
Sr. G.M. (Legal) & Company Secretary
FCS- 5506

Registered Office:

Solitaire Corporate Park, Building No. 11,
5th Floor, 167, Guru Hargovindji Marg,
Andheri-Ghatkopar Link Road,
Chakala, Andheri (East), Mumbai - 400 093
Phone : +91 22 67091900
Email : investorhelpline@spl.co.in
Website: www.supremepetrochem.com

CIN L23200MH1989PLC054633

Place: Mumbai

Date: April 26, 2023

NOTES

1. In view of the continuing Covid-19 pandemic, the Ministry of Corporate Affairs ("MCA") has vide its General Circular No. 10/2022 dated December 28, 2022 read with General



Circular No. 20/2020 dated May 5, 2020, and General Circular No. 02/2022 dated May 5, 2022 (collectively referred to as "MCA Circulars") and SEBI Circular No. SEBI/HO/CFD/PoD-2/P/CIR/2023/4 dated January 05, 2023 have granted certain relaxations to Body Corporates and thus permitted the holding of Annual General Meeting(s) ("AGM") of the companies upto September 30, 2023 through VC/OAVM viz. without the physical presence of the Members at a common venue. Hence in compliance with the provisions of the Companies Act, 2013 ("Act"), SEBI (Listing Obligations and Disclosure Requirements) Regulations, 2015 ("SEBI Listing Regulations") and MCA/SEBI Circulars, as applicable, the AGM of the Company is being held through VC/OAVM (viz. e-AGM).

2. The Deemed Venue of the 34th AGM of the Company shall be its Registered Office.
3. Since the AGM will be held through VC/OAVM (viz. e-AGM), the Route Map for venue of AGM is not annexed to the Notice.
4. Members attending the AGM through VC/OAVM shall be counted for the purpose of reckoning the quorum of the AGM under Section 103 of the Act.
5. In compliance with the aforesaid MCA Circular dated December 28, 2022 and SEBI Circular No. SEBI/HO/CFD/PoD-2/P/CIR/2023/4 dated January 05, 2023, Notice of the AGM along with Annual Report (comprising Financial Statements) for the Financial Year 2022-23, is being sent only through electronic mode to those Members whose email address(es) are registered with the Company/Depositories/R&T Agent. Members may note that the Notice and Annual Report for Financial Year 2022-23 will also be available on the Company's website www.supremepetrochem.com, websites of the Stock Exchanges i.e. BSE Limited and National Stock Exchange of India Limited at www.bseindia.com and www.nseindia.com respectively and on the website of R&T Agent of the Company viz. KFin Technologies Limited (KFin) at <https://evoting.kfintech.com> and the same can be downloaded by the Member(s) requiring Annual Report and/or AGM Notice of the Company.

Alternatively, Member may send signed copy of the request letter providing the e-mail address, mobile number, self-attested PAN copy, DP ID (in case of electronic mode shares), Folio No. (in case of physical mode shares) via e-mail at the Email Id - einward.ris@kfintech.com for obtaining the Annual Report and Notice of AGM of the Company electronically.
6. In case of joint holders, the Member whose name appears as the first holder in the order of names as per the Register of Members of the Company will be entitled to vote through e-voting and at the AGM, as the case may be.
7. To avoid fraudulent transaction(s), the identity/signature of the Members holding shares in electronic/demat form is verified with the specimen signatures furnished by

NSDL/CDSL and members holding shares in physical form is verified as per the records of the R&T Agent of the Company. Members are requested to keep the same updated.

8. Pursuant to the provisions of the Act and other applicable Regulations, a member entitled to attend and vote at the AGM is entitled to appoint a proxy to attend and vote on their behalf and the proxy need not be a Member of the Company. However, since the AGM is being held through VC/OAVM and not in physical manner pursuant to the aforesaid MCA/SEBI Circulars, physical attendance of Members has been dispensed with. Accordingly, the facility for appointment of proxies by the Members will not be available for the AGM and hence the Proxy Form and Attendance Slip are not annexed to the Notice.
9. Corporate / institutional Members (i.e. other than individuals, HUF, NRI, etc.) are required to send a scanned copy (PDF/JPG format) of the relevant Board Resolution / Authority Letter / Power of Attorney etc. together with attested specimen signature of the duly authorised signatory(ies) who is / are authorised to vote, to the Scrutinizer through e-mail at supreme.scrutiniser@gmail.com and may also upload the same in the e-voting module in their login. The scanned image of the above documents should be in the naming format 'SPL_EVENT No.'
10. The facility of joining the AGM through VC/OAVM will be opened 15 minutes before and will remain open upto 15 minutes after the scheduled start time of the AGM, i.e. from 3.45 p.m. to 4.15 p.m. and will be available for 1000 members on a first-come first-serve basis. This rule would however not apply for participation in respect of large Shareholders (Shareholders holding 2% or more shares of the Company), Promoters, Institutional Investors, Auditors, Key Managerial Personnel and the Directors of the Company including Chairpersons of the Audit Committee, Nomination and Remuneration Committee and Stakeholders Relationship Committee.
11. Members holding physical shares are requested to notify change in their address, if any, immediately to the R&T Agent of the Company for proper and timely reach of communication(s) being made by the Company from time to time.
12. To receive faster communication(s) from Company including Annual Reports and Notices etc., the Members having de-matted shares are requested to register/update their e-mail address, Telephone Number / Mobile Number with their respective Depository Participants (DPs) where they hold their shares in electronic form. However, if shares are held by members in physical form, Members are advised to register their e-mail address with R&T Agent of the Company by clicking on the link <https://karisma.kfintech.com/emailreg> and follow instructions thereof. Members are requested to support the green initiative efforts of the Company.

13. For ease of conduct, Members who would like to ask questions/express their views on the items of the businesses to be transacted at the AGM can send their questions/comments in advance by visiting URL <https://emeetings.kfintech.com> and clicking on the tab 'Post your Queries' during the period starting from Monday, June 26, 2023 (9.00 a.m. IST) to Thursday, June 29, 2023 (5.00 p.m. IST) mentioning their name, DEMAT Account No. or Folio No., Email Id, Mobile Number etc. The queries so raised must also be mailed at investorhelpline@spl.co.in. The queries should be precise and in brief to enable the Company to answer the same suitably depending on the availability of time at the meeting.
14. The Company has been maintaining, inter alia, the following statutory registers at its Registered Office - Andheri (East), Mumbai:
 - i. Register of Contracts or Arrangements in which Directors are interested under Section 189 of the Act.
 - ii. Register of Directors and Key Managerial Personnel and their shareholding under Section 170 of the Act.

In accordance with the MCA circulars, the said registers shall be made accessible during the AGM for inspection, through electronic mode and the Shareholders can view the statutory registers of the Company after logging in to <https://emeetings.kfintech.com> and clicking the button appearing next to the thumb symbol.
15. The term of 10 years of serving as Statutory Auditor of the Company of M/s. G. M. Kapadia & Co. (FRN 104767 W) is terminating at the conclusion of this 34th AGM of Company, hence appointment of new Statutory Auditors of Company M/s. Kalyaniwalla & Mistry LLP, a Chartered Accountants firm of Mumbai (FRN 104607W/W100166), has been recommended by Board for their appointment as Statutory Auditors of Company and the same is being placed before members of the Company in the AGM for obtaining their approval by way of Ordinary Resolution, towards their said appointment for a period of 5 years viz from F.Y. 2023-24 to 2027-28 (i.e. from the conclusion of this 34th AGM to the conclusion of 39th AGM to be held in calendar year 2028) in terms of Section 139 and 141 of Companies Act, 2013 and fixation of their remuneration.
16. Pursuant to the requirement of Regulation 36(3) of the Securities and Exchange Board of India (Listing Obligations and Disclosure Requirements) Regulations, 2015 and respective provisions of Secretarial Standard-2, the brief profile/particulars of the Directors of the Company seeking their appointment or re-appointment at the AGM is annexed hereto.
17. The Explanatory Statement pursuant to Section 102 of the Companies Act 2013 ('Act') setting out details/material facts relating to the proposed Special Business(es) under Item Nos. 5 & 6 of the Notice is annexed hereto.
18. As per Regulation 40 of SEBI (LODR) 2015, as amended, securities of listed companies can be transferred only

in dematerialized form with effect from June 08, 2018, except in case of request received for transmission or transposition of securities. Further as per SEBI directives, the members with physical folios should take note of following for due compliances:

- a. Folios wherein KYC details are not available on or after October 01, 2023, shall be frozen and members will not be eligible to lodge grievance or avail service request from the RTA.
- b. Effective April 01, 2024, members will not be eligible for receiving dividend in physical mode.
- c. After December 31, 2025, the frozen folios shall be referred by RTA/Company to the administering authority under the Benami Transactions (Prohibitions) Act, 1988 and or Prevention of Money Laundering Act, 2002.

In view of this and to eliminate all risks associated with physical shares and for ease of portfolio management, Members holding shares in physical form are requested to first complete their KYC with RTA (KFin) by way of filing form ISR1, ISR2, ISR3 or Nomination Form SH13, ISR4 etc. and should also consider converting their shareholdings into dematerialized form at the earliest. Members can contact the Company or its R&T Agent - KFin for assistance in this regard.

19. In terms of SEBI Circulars/Regulations, it is now mandatory to furnish a copy of PAN card to the Company or its R&T Agent in case of transactions related to deletion of name, transmission of shares and transposition of shares, hence members are requested to furnish copy of their PAN card while proceeding for such transactions.
20. Members holding shares in the same name under different Ledger Folios are requested to apply for consolidation of such folios and send the relevant share certificate(s) to the R&T Agent of the Company for enabling them to consolidate the shares in accordance with due process thereof.
21. Register of Members and Share Transfer Books of the Company will remain closed from Wednesday, June 28, 2023 to Tuesday, July 04, 2023 (both days inclusive), for the purpose of AGM and for determining the name of members eligible for dividend on equity shares, if declared at AGM. In terms of Section 72 of the Act, the facility for making nomination is available for the Members in respect of the shares held by them. Members who have not yet registered their nomination are requested to register the same by submitting Form No. SH-13 which can be downloaded from the Company website www.supremepetrochem.com. Members are requested to submit the said details to their DP, in case the shares are held by them in electronic form and to the Company's R&T Agent, KFin, in case the shares are held in physical form by sending an email to einward.ris@kfintech.com.
22. SEBI Listing Regulations have mandated the Companies to credit the dividends electronically to the



Members' Bank Account. Members who hold shares in electronic/dematerialized form should inform their Depository Participant (DP) and those Members holding shares in physical form should inform to the Company or its R&T Agent, their bank details viz. Bank Account Number, Name of the Bank and Branch details, IFSC Code and MICR Code to enable the Company to incorporate the same for purpose of dividend payments. Those Members who have already provided their bank details but if there is any change therein, they should also update the same instantly in the manner as aforesaid. The dividend warrants for those members who fail to update their bank details will be posted subject to the normal functioning of the postal services.

23. Members holding shares in electronic form may please note that their bank details as furnished by the respective Depositories to KFin (RTA of the Company) will be printed on their dividend instruments as per the applicable Regulations and the Company will not entertain any direct request from such Members for deletion/change in such bank details. Members may, therefore, give instructions regarding bank accounts in which they wish to receive the dividend, directly to their Depository Participants or to KFin, or to the Company, as the case may be.
24. If the final dividend, as recommended by the Board of Directors, is approved at the AGM, payment of such dividend will be made on or after Wednesday, July 19, 2023 to all the shareholders who hold shares of the Company as at the close of business hours on Tuesday, June 27, 2023 (for de-mat and physical shareholders both).
25. Pursuant to Finance Act 2020, dividend income will be taxable in the hands of shareholders w.e.f. April 1, 2020 and the Company is required to deduct tax at source from dividend paid to shareholders at the prescribed rates. For the prescribed rates as applicable to various categories, the shareholders are requested to refer to the respective legal provisions of Income Tax Act, as amended thereto and/or consult with their tax advisor. However, some features of tax provisions applicable on dividend distribution are stated as hereunder for a quick reference/general awareness of the Members.

For Resident Shareholders, tax shall be deducted at source under Section 194 of the Income Tax Act, 1961 @ 10% on the amount of Dividend declared and paid by the Company during financial year 2023-24 provided PAN is provided by the shareholder. If PAN is not submitted, TDS would be deducted @ 20% as per Section 206AA of the Income Tax Act, 1961.

However, no TDS shall be deducted on the dividend payable to a resident Individual if the total dividend to be received by them during Financial Year 2023-24 does not exceed ₹ 5,000/-. Please note that this includes the previous dividend(s) paid, if any, and future dividend(s) which may be paid, during the Financial Year 2023-24, if declared.

In cases where the shareholder provides Form 15G (applicable to any person other than a Company or a Firm)/Form 15H (applicable to an Individual above the age of 60 years), provided that the eligibility conditions are being met, no tax at source shall be deducted.

Apart from the above, since the TDS/Withholding rates are different for resident and non-resident shareholders, members are requested to confirm their residential status as per the provisions of the Income Tax Act 1961, by sending an email at einward.ris@kfintech.com with copy to spldividend@spl.co.in

Post payment of the Dividend amount, the soft copy of TDS certificate of the Members may be sent at their registered email ID, and in remaining cases, where no email ID of Member is registered, TDS certificates may be posted to the Member(s) address recorded with the Company.

However, if the shareholder(s) do not receive TDS certificate for any reason, whatsoever, they can directly write a mail to the Company at investorhelpline@spl.co.in for the same.

In view of above provisions, the shareholders are requested to update their PAN with the Company/R&T Agent (in case shares held in physical mode) and with the depositories (in case of shares held in de-mat mode). A Resident individual shareholder with PAN but not liable to pay income tax can submit a yearly declaration in Form No. 15G/15H in the aforesaid manner, to avail the benefit of non-deduction of tax at source, by sending email to spldividend@spl.co.in upto 5.00 p.m. (IST) on Monday, July 03, 2023 with copy to einward.ris@kfintech.com.

Non-resident shareholders can avail beneficial rates under tax treaty between India and their country of residence, subject to providing necessary documents i.e. No Permanent Establishment and Beneficial Ownership Declaration, Tax Residency Certificate, Form 10F or any other document which may be required to avail the tax treaty benefits under the provisions of Income Tax Act, 1961, by sending an email to einward.ris@kfintech.com with copy to spldividend@spl.co.in upto 5.00 p.m. (IST) on Monday, July 03, 2023.

26. Shareholders who have not yet en-cashed their dividend warrant(s) for the financial year 2015-16 and/or any subsequent financial years, are requested to submit their claim to the R&T Agent of the Company immediately to avoid transferring of their unpaid dividend amount to IEPF Account.

Members are further requested to note that pursuant to the provisions of Section 124 and 125 of Companies Act, 2013, the dividends if not en-cashed for a period of 7 years consecutively from the date of transfer to Unpaid Dividend Account of the Company, are liable to be transferred to the Investor Education and Protection Fund (IEPF) and the shares in respect of which dividends remain unclaimed for seven consecutive years are also liable to be transferred

to the de-mat account of the IEPF Authority and no claim with the Company shall lie in respect thereof. In view of this, Members are requested to claim their dividends from the Company, within the stipulated timeline. The Members, whose unclaimed dividends/shares have been transferred to IEPF, may claim the same by making an application to the IEPF Authority in Form IEPF-5 available on www.iepf.gov.in. With respect to procedure for making claim from IEPF, please refer to Corporate Governance Report separately annexed and forming part of the Annual Report.

The Company has uploaded the information in respect of unclaimed dividends on the website of the Company www.supremepetrochem.com for ready reference of the members.

27. Information and Instructions for e-voting and joining the e-AGM of the Company are as follows:

- i. Pursuant to the provisions of Section 108 and other applicable provisions, if any, of the Companies Act, 2013 read with Rule 20 of the Companies (Management and Administration) Rules, 2014, as amended and Regulation 44 of the Securities and Exchange Board of India (Listing Obligations and Disclosure Requirements) Regulations, 2015 ("Listing Regulations"), Company is pleased to provide to its Members, facility to exercise their right to vote on resolutions proposed to be passed at the AGM by electronic means. The Members may cast their votes using electronic voting system from any place (viz. 'remote e-voting'). The Company has engaged the services of Kfin Technologies Limited ("Kfin") as the Agency to provide e-voting facility to the Members.
- ii. The Board of Directors of the Company has appointed Shri P. N. Parikh (FCS 327) or failing him Shri Mitesh Dhabliwala (FCS 8331) or failing him Ms. Sarvari Shah (FCS 9697) of Parikh & Associates, Practicing Company Secretaries as Scrutinizer to scrutinize the voting done during the AGM and remote e-voting in a fair and transparent manner and they have communicated their willingness to be appointed and will be available for the said purpose.
- iii. Voting right of the Members shall be reckoned in proportion to their shares held in the paid-up equity share capital of the Company as on Tuesday, June 27, 2023 (the "Cut-off date"). Person who is not a member as on the cut-off date should treat the Notice for information purpose only.
- iv. A person, whose name is recorded in the Register of Members or in the register of beneficial owners maintained by the depositories (viz. CDSL/NSDL) as on the cut-off date i.e. Tuesday, June 27, 2023 only shall be entitled to avail the facility of remote e-voting for the resolutions placed in the AGM. Those Members, who will be present in the AGM through

VC/OAVM facility and have not cast their vote on the Resolutions through remote e-voting and are otherwise not barred from doing so, shall be eligible to vote through e-voting system during the AGM.

- v. The Members who have cast their vote by remote e-voting prior to the AGM may also attend/participate in the AGM through VC/OAVM but shall not be entitled to cast their vote again.
- vi. The remote e-voting facility will be available during the following period:

Commencement of remote e-voting : From 9.00 a.m. (IST) on Friday, June 30, 2023.

End of remote e-voting : At 5.00 p.m. (IST) on Monday, July 03, 2023.

The remote e-voting will not be allowed beyond the aforesaid date and time and the e-voting module shall be disabled/blocked thereafter by the e-voting service providers. Once the vote on a resolution is cast by the Member(s), they shall not be allowed to change it subsequently or cast the vote again.

- vii The remote e-voting process, in relation to the resolutions proposed at the AGM of the Company has been segregated into 3 parts which is mentioned as hereunder:
 - (A) E-Voting in case of Physical Shareholders & Non-Individual Shareholders (Physical/De-mat)
 - (B) E-Voting in case of Individual Shareholders having shares in electronic/De-mat mode
 - (C) E-Voting in case of attending AGM and voting thereat.

INSTRUCTION FOR REMOTE E-VOTING

- (A) In case of Physical Shareholders & Non-Individual Shareholders (Physical/De-mat) :
 - a. Initial password is provided in the body of the e-mail.
 - b. Launch internet browser and type the URL: <https://evoting.kfintech.com> in the address bar.
 - c. Enter the log in credentials i.e. User ID and password mentioned in your e-mail. Your Folio No./DP ID Client ID will be your User ID. However, if you are already registered with KFin for e-voting, you can use your existing User ID and password for casting your votes.
 - d. After entering the details appropriately, click on LOGIN.
 - e. You will reach the password change menu wherein you are required to mandatorily change your password. The new password shall comprise of minimum 8 characters with at least one upper case (A-Z), one lower case (a-z), one numeric value (0-9) and a special character (@,#,\$,etc.). It is strongly recommended not



to share your password with any other person and take utmost care to keep your password confidential.

- f. You need to login again with the new credentials.
- g. On successful login, the system will prompt you to select the EVENT. Select Supreme Petrochem Limited.
- h. On the voting page, the number of shares (which represents the number of votes) held by you as on the cut-off date for e-voting will appear. If you desire to cast all the votes assenting/dissenting to the resolution, enter all shares and click 'FOR'/'AGAINST' as the case may be or partially in 'FOR' and partially in 'AGAINST', but the total number in 'FOR' and/or 'AGAINST' taken together should not exceed your total shareholding as on the cut-off date. You may also choose the option 'ABSTAIN' and the shares held will not be counted under either head.
- i. Members holding multiple folios/De-mat accounts shall choose the voting process separately for each folio/De-mat account.
- j. Cast your votes by selecting an appropriate option and click on 'SUBMIT'. A confirmation box will be displayed. Click 'OK' to confirm else 'CANCEL' to modify. Once you confirm, you will not be allowed to modify your vote subsequently. During the voting period, you can log in multiple times till you are confirmed that you have voted on the resolution.
- k. In case of any queries/grievances, you may refer the Frequently Asked Questions (FAQs) for Members and e-voting User Manual available at the 'download' section of <https://evoting.kfintech.com> or call KFin Technologies Ltd. on 1800 309 4001 (toll free).
- l. Any person who becomes a Member of the Company after sending the Notice of the meeting but on or before the cut-off date viz. Tuesday, June 27, 2023 may obtain the USER ID and Password for e-voting in the following manner or may write an email on einward.ris@kfintech.com for obtaining support in this regard.

- a. If the mobile number of the Member is registered against Folio No./DP ID Client ID, the Member may send SMS : MYEPWD <space> E-Voting Event number+ Folio No. (in case of physical shareholders) or DP ID Client ID (in case of Dematted shareholders) to 9212993399.

Example for NSDL	MYEPWD <SPACE> IN12345612345678
Example for CDSL	MYEPWD <SPACE> 1402345612345678
Example for Physical	MYEPWD <SPACE> XXX1234567890

- b. If e-mail address or mobile number of the Member is registered against Folio No./ DP ID Client ID, then on the home page of <https://evoting.kfintech.com>, the Member may click "forgot password"

and enter Folio No. or DP ID Client ID and PAN to generate a password.

- c. Member may call KFin toll free number 1-800-3094-001 for all e-voting related matters.
- d. Member may send an e-mail request to einward.ris@kfintech.com for support related to e-voting matter.

(B) In case of Individual Shareholders having shares in electronic/De-mat mode:

Such shareholder(s) may also refer the e-voting process mandated for them vide SEBI circular dated December 09, 2020 and should follow the process for remote e-voting as stated hereunder:

Login method for e-voting:

As per the SEBI circular dated December 09, 2020 on e-voting facility provided by Listed Companies, Individual shareholders holding securities in De-mat mode are allowed to vote through their De-mat account maintained with Depositories. Shareholders are advised to update their mobile number and email Id in their De-mat accounts in order to access e-Voting facility. The remote e-voting process of the Depositories viz. NSDL and CDSL are different which are stated below to facilitate the members.

NSDL	CDSL
<p>1. User already registered for IDeAS facility:</p> <p>I. URL: https://eservices.nsdl.com</p> <p>II. Click on the "Beneficial Owner" icon under 'IDeAS' section.</p> <p>III. On the new page, enter existing User ID and Password. Post successful authentication, click on "Access to e-Voting"</p> <p>IV. Click on company name or e-voting service provider and you will be re-directed to e-voting service provider website for casting the vote during the remote e-voting period.</p>	<p>1. Existing user who have opted for Easi/Easiest</p> <p>I. URL: https://web.cdslindia.com/myeasi/home/login or URL: www.cdslindia.com</p> <p>II. Click on New System Myeasi</p> <p>III. Login with user id and password.</p> <p>IV. Option will be made available to reach e-voting page without any further authentication.</p> <p>V. Click on e-voting service provider name to cast your vote.</p>
<p>2. User not registered for IDeAS e-Services**</p> <p>I. To register click on link: https://eservices.nsdl.com (Select "Register Online for IDeAS") or https://eservices.nsdl.com/SecureWeb/IdeasDirectReg.jsp</p> <p>II. Proceed with completing the required fields.</p> <p>** (Post registration is completed, follow the process as stated in point no. 1 above)</p>	<p>2. User not registered for Easi/Easiest**</p> <p>I. Option to register is available at : https://web.cdslindia.com/myeasi/Registration/EasiRegistration</p> <p>II. Proceed with completing the required fields.</p> <p>** (Post registration is completed, follow the process as stated in point no. 1 above)</p>

NSDL	CDSL
<p>3. First time users can visit the e-voting website directly and follow the process below:</p> <p>I. URL: https://www.evoting.nsd.com/</p> <p>II. Click on the icon “Login” which is available under ‘Shareholder/Member’ section.</p> <p>III. Enter User ID (i.e. 16-digit Demat account number held with NSDL), Password/OTP and a Verification Code as shown on the screen.</p> <p>IV. Post successful authentication, you will be redirected to NSDL Depository site wherein you can see e-voting page.</p> <p>V. Click on Company name or e-voting service provider name and you will be redirected to e-voting service provider website for casting your vote during the remote e-voting period.</p>	<p>First time users can visit the e-voting website directly and follow the process below:</p> <p>I. URL: www.cdslindia.com</p> <p>II. Provide De-mat Account Number and PAN.</p> <p>III. System will authenticate user by sending OTP on registered Mobile & Email as recorded in the De-mat Account.</p> <p>IV. After successful authentication, user will be provided links for the respective ESP where the e-voting is in progress</p> <p>V. Click on Company name and you will be redirected to e-voting service provider website for casting your vote during the remote e-voting period.</p>

Individual Shareholders (holding securities in De-mat/ electronic mode) can also login through their Depository Participants (DPs) as per following process.

You can also login using the login credentials of your Demat account through your Depository Participant registered with NSDL/CDSL for e-voting facility. Once login, you will be able to see e-voting option. Click on e-voting option and you will be redirected to NSDL/CDSL Depository site after successful authentication. Click on company name or e-voting service provider name and you will be redirected to e-voting service provider (ESP) website for casting your vote during the remote e-voting period.

Important note:

Members who are unable to retrieve User ID/Password are advised to use Forget User ID and Forget Password option available at above mentioned website.

Members facing any technical issue – NSDL	Members facing any technical issue – CDSL
Members facing any technical issue in login can contact NSDL helpdesk by sending a request at evoting@nsdl.co.in or call at toll free no.: 1800 1020 990 and 1800 22 44 30	Members facing any technical issue in login can contact CDSL helpdesk by sending a request at helpdesk.evoting@cdslindia.com or contact at 022- 23058738 or 22-23058542-43.

(C) E-voting in case of attending AGM and voting thereat:

Attending of AGM

a) Members will be able to attend the AGM through VC/OAVM facility provided by KFin at

<https://emeetings.kfintech.com> by clicking on the tab 'video conference' and using their remote e-voting login credentials as provided by Kfin. The link for AGM will be available in Member's login where the EVENT and the name of the Company can be selected. Members who do not have User ID and Password for e-voting or have forgotten the User ID and Password may retrieve the same by following the instructions mentioned hereinabove vide para 27(A)(I) of this notice.

- b) Members are encouraged to join the meeting through Laptops with Google Chrome for better experience.
- c) Further, members will be required to allow camera, if any, and hence use internet with a good speed to avoid any disturbance / glitch / garbling etc. during the meeting.
- d) While all efforts would be made to make the VC/OAVM meeting smooth, participants connecting through mobile devices, tablets, laptops etc. may at times experience audio/video loss due to fluctuation in their respective networks. Use of a stable Wi-Fi or LAN connection can mitigate some of the technical glitches.
- e) Members, who would like to express their views or ask questions during the AGM will have to register themselves as a speaker by visiting the URL <https://emeetings.kfintech.com> and clicking on the tab 'Speaker Registration' and mentioning their registered e-mail id, mobile number and city, during the period starting from Thursday, June 29, 2023 (9.00 a.m. IST) to Saturday, July 01, 2023 (5.00 p.m. IST). Only those members who have registered themselves as a speaker will be allowed to express their views/ask questions during the e-AGM and the maximum time per speaker will be restricted to 3 minutes.

Members who want to get their pre-recorded video uploaded for display during the AGM of the Company, can also upload the same by visiting <https://emeetings.kfintech.com> and uploading of their video in the 'Speaker Registration' tab, during Wednesday, June 28, 2023 (9.00 a.m. IST) to Friday, June 30, 2023 (5.00 p.m. IST), subject to the condition that size of such video should be less than 50 MB.

The Company reserves the right to restrict the number of speakers and display of videos uploaded by the Members depending on the availability of time for the AGM. Please note that questions of only those Members will be entertained/considered who are holding shares of Company as on the cut-off date viz Tuesday, June 27, 2023.

f) A video guide assisting the members attending AGM either as a speaker or participant is available for quick reference at URL <https://cruat04.kfintech.com/emeetings/video/howitworks.aspx>



- g) Members who need technical or other assistance before or during the AGM can contact KFin by sending email at emeetings@kfintech.com or Helpline: 1800 309 4001 (toll free). For any other kind of support/assistance related to the AGM, members can also contact: Shri Finian Lopez at phone number 098200-74324 or may write to investorhelpline@spl.co.in.
- h) Due to limitations of transmission and coordination during the Q&A session, the Company may dispense with the speaker registration during the AGM conference.

Voting at AGM (INSTAPOLL)

- a. Only those members / shareholders who hold shares as on the cut off date viz. Tuesday, June 27, 2023 and who have not cast their vote earlier through remote e-voting are eligible to vote through e-voting during the AGM.
- b. Members who have voted through remote e-voting will be eligible to attend the AGM.
- c. Members attending the AGM shall be counted for the purpose of reckoning the quorum of AGM under Section 103 of the Companies Act, 2013.
- d. Upon declaration by the Chairperson about the commencement of e-voting at AGM, Members shall click on the “Vote” sign on the left-hand bottom corner of their video screen for voting at the AGM, which will take them to the 'Instapoll' page.
- e. Members to click on the “Instapoll” icon to reach the resolution page and follow the given instructions to vote on the resolutions.
- f. The electronic voting system for e-voting at AGM, as provided by KFin shall be available for 30 minutes from the time of commencement of voting declared by the Chairperson at the AGM.

General Information:

- i. The Scrutiniser shall, immediately after the conclusion of voting at the AGM, first count the votes cast at the meeting, thereafter unlock the votes cast through remote e-voting and make a consolidated Scrutiniser’s report of the total votes cast in favour or against, if any, and submit the report to the Chairperson of the Company or any person authorized in that respect within 2 working days of the conclusion of the AGM, who shall countersign the same and thereafter results of the voting will be declared. The results declared along with the scrutiniser’s report shall be placed on the Company’s website at www.supremepetrochem.com and on the website of R&T

Agent KFin viz. <https://evoting.kfintech.com> and shall also be communicated to the stock exchanges viz BSE Limited & National Stock Exchange of India Ltd. where the shares of the Company are listed. Results shall also be displayed on the Notice Board of Company at its Registered Office. The resolutions shall be deemed to have been passed at the AGM of the Company subject to obtaining requisite votes thereto.

- ii. Process for registration of email id for obtaining Annual Report or other communications from Company and process for updation of bank account mandate for receipt of dividend are stated as hereunder:

Physical Holding	<ul style="list-style-type: none"> (i) Submit a request to KFin at https://karisma.kfintech.com/emailreg providing Folio No., Name of shareholder, scanned copy of the share certificate (front and back), PAN (self-attested scanned copy of PAN card), AADHAR (self-attested scanned copy of Aadhar Card) for registering your email address, on or before Monday, July 03, 2023 in relation to the AGM to enable KFin to send Annual Report electronically at your email address. Alternatively Annual Report, consisted of AGM notice, can also be downloaded from Company website www.supremepetrochem.com. (ii) For updation of dividend mandate, please send following details to einward.ris@kfintech.com on or before Monday, July 03, 2023. <ul style="list-style-type: none"> a) Name and Branch of the Bank in which you wish to receive the dividend, b) The Bank Account type, c) Bank Account Number allotted by their banks after implementation of Core Banking Solutions, d) 9 digit MICR Code Number, e) 11 digit IFSC Code and f) A scanned copy of the cancelled cheque bearing the name of the first shareholder
Demat Holding	Please contact your Depository Participant (DP) and register your email address with your DP and also communicate your email ID at einward.ris@kfintech.com on or before Monday, July 03, 2023 for obtaining Annual Report electronically or alternatively it can be downloaded from Company's website www.supremepetrochem.com and also update bank account details in your Demat Account, for the purpose of dividend remittance by Company, as per the process advised by your DP

ANNEXURE TO THE NOTICE

I. EXPLANATORY STATEMENT PURSUANT TO SECTION 102(1) OF THE COMPANIES ACT, 2013 REGARDING SPECIAL BUSINESS(ES):

ITEM NO. 5:

Shri B. L. Taparia shall retire at the ensuing Annual General Meeting of the Company and being eligible offer himself for re-appointment.

Shri B. L. Taparia entered into his business career over 65 years ago and has garnered a long and enriched experience in Polymer Business(es) and its Management. His re-appointment as Non-Executive & Non-Independent Director is likely to be highly beneficial to the Company considering his unique potentials, multi-disciplinary, diversified and enriched long experience in the Polymer business segment.

Regulation 17(1A) of SEBI (LODR) Regulations, 2015 requires the listed entities to obtain approval of the shareholders by way of Special Resolution to appoint or continue the Directorship of any Non-Executive Director who have attained the age of 75 Years or more.

Shri B. L. Taparia is concerned or interested in this resolution relating to his own re-appointment as Non-Executive & Non Independent Director of the Company liable to retire by rotation. Shri B. L. Taparia, Director is the brother of Shri M. P. Taparia and uncle of Shri S. J. Taparia, the Directors of the Company. None of the other Directors, Key Managerial Personnel of the Company or their relatives are concerned or interested in the Resolution.

The Board recommends for the re-appointment of Shri B. L. Taparia as Non-Executive & Non-Independent Director of the Company liable to retire by rotation.

ITEM NO. 6:

The Board of Directors, on recommendation of the Audit Committee, at their meeting held on April 26, 2023 approved the re-appointment and remuneration of M/s. Kishore Bhatia & Associates, Cost Accountants as Cost Auditor of the Company to conduct audit of its cost accounting records for the Financial Year 2023-24 for an annual remuneration of ₹ 4,85,000/- (Rupees four lakhs eighty five thousand only) plus out of pocket expenses and GST thereon.

In accordance with the provisions of Section 148 of the Act read with the Companies (Audit & Auditors) Rules, 2014, the remuneration payable to the Cost Auditors has to be ratified by the Members of the Company post their appointment and remuneration fixed by the Board.

Accordingly, consent of the Members is being sought through an Ordinary Resolution vide Item No. 6 of the AGM Notice for ratification of remuneration payable to the Cost Auditor and the Board recommends the same.

None of the Directors and Key Managerial Personnel of the Company or their relatives may be deemed to be concerned or interested in the said resolution in any manner.

II. BRIEF PARTICULARS/PROFILE OF THE DIRECTORS SEEKING APPOINTMENT/RE-APPOINTMENT PURSUANT TO THE PROVISIONS OF REGULATION 36(3) OF SEBI (LISTING OBLIGATIONS AND DISCLOSURE REQUIREMENTS) REGULATIONS, 2015:

A.	Name of the Director	Shri Rajan B. Raheja
	DIN	00037480
	Age	69 Years (DOB – 19/06/1953)
	Nationality	Indian
	Qualification	B. Com.
	Experience/Expertise	Shri Rajan B. Raheja is the Promoter of R. Raheja Group. He commenced his business over 48 years ago. His business range includes batteries, cement, general insurance, software, ceramic tiles, media, hotels and petrochemicals. He is also on the Board of many other well-known Companies. Over years, Shri Rajan B. Raheja has also been dedicating himself to various educational and charitable trusts and has multifacet expertise in the area of Financial & Business Management.
	Date of Appointment as Director of the Company	December 14, 1989
	Other Directorships (Listed/Public Companies)	Exide Industries Ltd. and Prism Johnson Ltd.
	Membership/Chairmanship in other Committees	Exide Industries Ltd: Nomination and Remuneration Committee – Member, Prism Johnson Ltd: Nomination and Remuneration Committee – Member



Shareholding in the Company	400
Relationships between the Directors inter-se, if any	NIL

B. Name of the Director	Shri B. L. Taparia
DIN	00112438
Age	88 Years (DOB - 25/11/1934)
Nationality	Indian
Qualification	B.A.
Experience/Expertise	Shri B. L. Taparia is Chairperson of The Supreme Industries Ltd. He entered into business over 65 years ago and has garnered long and enriched experience in Business Management. He is also actively associated with multifaceted philanthropic activities .
Date of Appointment as Director of the Company	November 22, 1993
Other Directorships (Listed/Public Companies)	The Supreme Industries Limited
Membership/Chairmanship in other Committees	The Supreme Industries Limited Corporate Social Responsibility Committee – Member
Shareholding in the Company	107688
Relationships between the Directors inter-se, if any	Shri B. L. Taparia is brother of Shri M. P. Taparia and uncle of Shri S J Taparia - Directors of the Company

By Order of the Board of Directors
For **Supreme Petrochem Ltd**

D. N. MISHRA

Sr. G.M. (Legal) & Company Secretary
FCS- 5506

Registered Office:

Solitaire Corporate Park, Building No. 11, 5th Floor,
167, Guru Hargovindji Marg, Andheri-Ghatkopar Link Road,
Chakala, Andheri (East), Mumbai - 400 093
Phone : +91 22 67091900
email : investorhelpline@spl.co.in
website: www.supremepetrochem.com

Place: Mumbai
Date: April 26, 2023

BOARD'S REPORT - 2022-2023

Dear Member(s),

The Board of Directors of the Company are pleased to present the Thirty Fourth Annual Report of the Company along with its Audited Financial Statements for the Financial Year ended on March 31, 2023.

1. FINANCIAL HIGHLIGHTS

	(₹ in lakhs)	
	Year Ended 31.03.2023	Year Ended 31.03.2022
Total Revenue (net of GST)	534614.06	506279.78
Profit Before Tax (PBT)	66688.70	88781.81
Less - Tax Expenses	16874.92	22455.32
Profit After Tax (PAT)	49813.78	66326.49
Interim/Final Dividend on equity shares (including corporate dividend tax) paid during the year	16923.72	15513.41
Transfer to General Reserves	25000	45000
Retained Earnings	34392.49	26502.43

2. DIVIDEND

During the year under review, Directors of the Company on October 27, 2022, declared an interim dividend of ₹ 4.00 (Rupees Four Only) per share (with face value of ₹ 4/- per share) for financial year 2022-2023, involving an outflow of ₹ 3760.83 Lakhs.

Directors have further recommended a final dividend of ₹ 7/- (Rupees Seven Only) per share (with face value of ₹ 2/- per share) for F.Y. 2022-23 which will lead to an outflow of ₹ 13162.89 lakhs subject to approval of members in the ensuing Annual General Meeting of the Company.

Pursuant to the provisions of Regulation 43A (1) of SEBI (LODR) Regulations, 2015, Company has formulated its Dividend Distribution Policy which is available on the website of the Company www.supremepetrochem.com. Company has transferred the unpaid or unclaimed dividend amounts to the Unclaimed Dividend Account of the respective financial years in terms of Section 124 of Companies Act 2013, as applicable.

3. REVIEW OF OPERATIONS

Company's revenue stood at ₹ 5346.14 Crores (net of GST) for the year under review as compared to ₹ 5062.80 Crores (net of GST) in the previous year. Company during the year under review earned a net profit of ₹ 498.14 Crores against ₹ 663.26 Crores in the previous year. Shrinking global delta between price of raw material and Company's products and Company's inability to meet domestic demand due to

delays in startup of its expansion capacities on account of late receipt of statutory approvals impacted Company's performance during the year.

4. SUB-DIVISION/SPLITTING OF EQUITY SHARES

During the year under review, the Company sub-divided its equity shares from the paid-up face value of ₹ 4/- per share to ₹ 2/- per share w.e.f. 07.01.2023 (date of commencement of trading / issue of new share certificate) in terms of shareholders' approval obtained vide ordinary resolution dated December 02, 2022, however keeping the paid-up share capital of the Company intact at ₹ 37,60,82,684/-, divided into 18,80,41,342 paid-up equity shares of ₹ 2/- each.

5. MANAGEMENT DISCUSSION AND ANALYSIS REPORT & CORPORATE GOVERNANCE REPORT

Management Discussion and Analysis Report & Corporate Governance Report of the Company for the year under review are annexed to the Annual Report separately forming its integral part. The certificates issued by M/s. Parikh & Associates, practicing Company Secretaries, pertaining to compliance of 'Corporate Governance' conditions by Company, as applicable, and no debarment or disqualification of Directors of the Company by SEBI/MCA or any other statutory authority from being appointed or continuing as Director of the Company are annexed to Corporate Governance Report as Annexure - A & B respectively.

6. BUSINESS RESPONSIBILITY AND SUSTAINABILITY REPORT (BRSR)

Business Responsibility and Sustainability Report for the year under review in terms of Regulation 34(2) (f) of SEBI (LODR) Regulations, 2015, is annexed separately forming integral part of the Annual Report.

7. CORPORATE SOCIAL RESPONSIBILITY (CSR)

Corporate Social Responsibility Policy (CSR Policy) of the Company in terms of Section 135 of Companies Act, 2013 and Schedule VII thereto was approved by the Board post recommendation of CSR Committee and the same is available on the Company's website at the link: www.supremepetrochem.com.

The Company, during the financial year 2022-23, was obligated to spend an amount of ₹ 1082.11 lakhs on various CSR activities including set off amount of ₹ 25.28 Lakhs excess CSR expenditure already incurred in F.Y. 2021-22 resulting into net CSR obligation amount of ₹ 1056.83 lakhs for F.Y. 2022-23. Thus a net amount of ₹ 580.47 lakhs was spent during F.Y. 2022-23 and balance unspent amount of ₹ 476.36 lakhs in respect of four ongoing projects, three in Maharashtra State and one in Rajasthan State, have been deposited in a separate bank account for spending on these projects in next 3 years. With this



deposit, total CSR spending of Company amounts to ₹ 1082.11 lakhs during F. Y. 2022-23, including excess CSR expenditure of ₹ 25.28 lakhs incurred in F.Y. 2021-22.

The prescribed amount to be spent by Company for CSR activities during F.Y. 2023-2024, as per Section 135 of Companies Act, 2013, amounts to ₹ 1422.32 lakhs.

The details of CSR activities undertaken by the Company during the year under review is annexed to the Board Report vide Annexure 4 forming its integral part.

8. DIRECTORS AND KEY MANAGERIAL PERSONNEL

(A) Change in Directors and Key Managerial Personnel:

(i) Appointment of Directors retiring by Rotation:

Shri Rajan B. Raheja (DIN 00037480) and Shri B. L. Taparia (DIN 00112438), Directors of the Company will retire by rotation at the ensuing Annual General Meeting of the Company and being eligible, have offered themselves for re-appointment as Non-Executive and Non-Independent Directors of the Company.

Except above changes, which the Board recommends and are included in the AGM notice for seeking approval of members, there is no other change in the composition of the Board of Directors and Key Managerial Personnel (KMPs) of the Company during the year under review.

(B) Annual evaluation of the Board and Board Committees:

Company has a well-defined system/criterion for evaluation of performance of the Board and its Committees, Independent Directors, Non-Independent Directors and Chairperson of the Company as approved by its Nomination and Remuneration Committee.

Pursuant to the provisions of Section 178(3) of Companies Act, 2013 and Regulation 17(10) of SEBI (LODR) Regulations, 2015, the Board has carried out the annual evaluation of Independent Directors of the Company viz. Shri M. S. Ramachandran, Shri R. Kannan, Ms. Ameeta Parpia, Dr. S. Sivaram and Shri Rajeev Pandia individually and the Board also carried out evaluation of all the Committees of the Board and found the performance of the Independent Directors and the Committees upto the mark. They also noted that all the Independent Directors of the Company are fulfilling the criteria of their independence as per the provisions of Section 149(6) of Companies Act, 2013 and Regulation 16(1)(b) of SEBI (LODR) Regulations, 2015 and the Directors of the Company do not bear any debarment/disqualification with respect to their continuance in the Directorship of the Company as

per their disclosures made to the Company.

Further in terms of the aforesaid Provisions of Companies Act, 2013 and Regulation 25(4) of SEBI (LODR) Regulations, 2015, the Independent Directors carried out the annual evaluation of Non- Independent Directors viz. Shri M. P. Taparia, Shri Rajan B Raheja, Shri B. L. Taparia, Shri S. J. Taparia, Shri K.V. Mujumdar and the Board as a whole and the Chairperson of the Company and were highly contented with their efficient management of the overall affairs of the Company. They also appreciated the focused and apt leadership of the Board Chairperson Shri M. P. Taparia in operating the business and maintaining the values, ethos, principles and standards of Corporate Governance.

The Board expressed its contentment with the evaluation results reflecting the high level of engagement of the Board and its Committees in managing the overall affairs of the Company and its Management.

The Criteria related to evaluation of Independent Directors are disclosed in the Corporate Governance Report annexed to the Annual Report separately forming its integral part.

(C) Remuneration Policy:

The criteria/policies of the Company for selection of Directors and Remuneration Policy for Directors, Key Managerial Personnel (KMPs)/Sr. Management Personnel and other employees of the Company is annexed to the Board Report vide Annexure 1 forming integral part thereof.

(D) Familiarization Programme of the Independent Directors:

Pursuant to the provisions of Regulation 25(7) of SEBI (LODR) Regulations, 2015, the details of the Familiarization Programme conducted for Independent Directors during the year under review is placed on the website of the Company and can be accessed at www.supremepetrochem.com

(E) Declaration from Independent Directors:

Pursuant to the provisions of Section 149 of the Act, the Independent Directors have submitted declarations that each of them meets the criteria of independence as provided in Section 149(6) of the Companies Act, 2013 and Rules framed thereunder and Regulation 16(1)(b) of the Securities and Exchange Board of India (Listing Obligations and Disclosure Requirements) Regulations, 2015. There has been no change in the circumstances affecting their status as Independent Directors of the Company during the year under review.

In the opinion of the Board, the Independent Directors

possess appropriate balance of skills, experience and knowledge as required for conducting the affairs of the Company.

9. DIRECTORS' RESPONSIBILITY STATEMENT

Pursuant to the provisions of Section 134(5) of The Companies Act, 2013, Directors confirm that:

- in the preparation of the Annual Accounts, for the financial year ended March 31, 2023, the applicable accounting standards have been followed along with proper explanation relating to material departures, if any;
- they have selected such accounting policies and applied them consistently and made judgments and estimates that are reasonable and prudent so as to give a true and fair view of the state of affairs of the Company at the end of the financial year and of the profit and loss of the Company for that period;
- proper and sufficient care have been taken for the maintenance of adequate accounting records in accordance with the provisions of this Act for safeguarding the assets of the Company and for preventing and detecting fraud and other irregularities;
- the annual accounts have been prepared on a going concern basis;
- internal financial controls laid down by the Directors were followed by the Company and that such internal financial controls are adequate and are operating effectively;
- proper systems to ensure compliance with the provisions of all applicable laws were in place and that such systems are adequate and operating effectively.

10. PARTICULARS OF EMPLOYEES AND RELATED DISCLOSURES

With respect to disclosures pertaining to remuneration of employees and other details as required under Section 197(12) of the Companies Act, 2013, read with Rules 5(2) and 5(3) of the Companies (Appointment and Remuneration of Managerial Personnel) Rules, 2014 and also having regard to the proviso to Section 136(1) of the Companies Act, 2013 and as advised, the Annual Report excluding the aforesaid information(s) is being sent to the members of the Company, however statement showing the names and other requisite particulars of such employees drawing remuneration in excess of the threshold limits set out in the aforesaid rules is available for inspection at the Registered Office of the Company during working hours for a period of 21 days before the date of AGM and any member interested for obtaining such information may write to the Company Secretary and the same will be furnished on request.

The Annual Report of the Company is also available on

its website www.supremepetrochem.com

Disclosures pertaining to remuneration and other details as required under Section 197(12) of the Companies Act, 2013 read with Rule 5(1) of the Companies (Appointment and Remuneration of Managerial Personnel) Rules, 2014 for the financial year:

- The ratio of the remuneration of Whole Time Director to the median remuneration of the employees of the Company for the financial year 2022-2023:

Name of the Executive Director	Remuneration Ratio
Shri K.V. Mujumdar	19.52:1

- The percentage increase in remuneration of Manager, CFO, Whole Time Director and Company Secretary in the Financial Year 2022-2023:

Designation	% Increase in the remuneration 2022-2023
Manager	13.23
Chief Financial Officer (CFO)	13.43
Whole Time Director	21.65
Company Secretary	9.33

- The Key parameters for any variable component of remuneration availed by the Whole Time Director is dependent on performance of Company and respective employees.
- The percentage increase in the median remuneration of employees in the Financial Year 2022-2023 – 10%
- The number of permanent employees on the rolls of Company as on 31.03.2023 – 405
- The average percentage increase in the salaries of employees other than the Managerial Personnel was 12.93% as compared to the average % increase of 15.11% in the Managerial personnel remuneration.

The Company affirms that the remuneration is as per the Remuneration Policy of the Company.

11. HEALTH, SAFETY & ENVIRONMENT (HSE)

Considering the significance of Health, Safety and Environment to any petrochemical operations, the Company has established a robust HSE system at both of its plants situated at Amdoshi, Maharashtra and Manali Chennai.

Both the Environmental Management System and Occupational Health and Safety Management System continued to be maintained by Company as per the ISO 14001:2015 Standard and ISO 45001:2018 Standard respectively.

The Company continues to implement the HSE Management



Systems under the guiding principles of declared Integrated Management System Policy (Occupational Health and Safety Policy' and 'Environmental Policy').

HSE Performance Index for the period under review stood to be in "Excellent" Range.

Company's Amdoshi Plant has completed 8202 accident-free days as on March 31, 2023, i.e. 21.45 million man-hours of accident-free operations.

12. CONSERVATION OF ENERGY, TECHNOLOGY ABSORPTION, CAPITAL INVESTMENT, FOREIGN EXCHANGE EARNING AND OUTGO

Information(s) required pursuant to the provisions of Section 134(3)(m) of the Companies Act, 2013, read with Rule 8 of the Companies (Accounts) Rules, 2014, are stated as hereunder

A CONSERVATION OF ENERGY

Energy Conservation programme at both the plant locations of the Company resulted in saving of energy to the extent of 744720 KWH.

The energy conservation programme mainly comprised of replacement of HPSV and HPMV fittings with LED fittings, replacement of existing equipment and induction motors with energy efficient equipment and induction motors, provision of VFDs and optimization of equipment utilization in plant.

B TECHNOLOGY ABSORPTION

As far as technology absorption is concerned, all the previously supplied technologies have fully been absorbed and implemented.

C CAPITAL INVESTMENT

The details w.r.t. Capital Investment of the Company (viz. CAPEX) are stated in the Management Discussion and Analysis Report of the Company separately annexed to the Annual Report forming its integral part.

D FOREIGN EXCHANGE EARNINGS AND OUTGO (ON ACTUAL BASIS)

(₹ in Lakhs)

Foreign exchange earnings and outgo (Actuals)		F.Y. 2022-2023
a.	Inflow in Foreign Currency	29115.00
b.	Outflow in Foreign Currency	397710.00

13. TRANSFER OF UNCLAIMED SHARES AND DIVIDEND TO INVESTOR EDUCATION AND PROTECTION FUND

Pursuant to the provisions of Section 124(5) of the Companies Act, 2013, all unpaid or unclaimed dividends for a period of seven years are required to be transferred by the Company to the Investor Education and Protection

Fund (IEPF) established by the Central Government.

Company transferred an aggregate amount of ₹ 37.47 Lakhs during the year under review to the Investor Education and Protection Fund Account. The aggregate amount transferred to the fund since January 2002 is ₹ 567.06 Lakhs.

Further Section 124(6) of the Companies Act, 2013 requires that all shares in respect of which unpaid or unclaimed dividend has been transferred to IEPF, shall also be transferred to IEPF.

In view of above provisions, Company transferred 67537 equity shares belonging to 426 shareholders between 28/11/2022 to 09/12/2022 to the Investor Education and Protection Fund Account. Company transfers the shares to IEPF Account as per the IEPF Regulations, the aggregate whereof stands at 3475900 shares as on 31.03.2023 (viz. paid-up share capital of ₹ 2/- per share).

The unclaimed dividends on equity shares paid in March 2016 are in process for transfer to IEPF in April 2023 and unclaimed dividends on equity shares paid in October 2016 will be due for transfer to the IEPF in November 2023. Investors who have not yet claimed these dividends are requested to contact the Company or the RTA of the Company for any support required in this regard.

The Company will upload full details of such shareholders and shares due for transfer to IEPF Account on its website at www.supremepetrochem.com/investorrelations. Members are requested to complete formalities for claiming unpaid dividend, if any, to avoid transfer of such shares to IEPF. Please refer to the section Shareholders' Assistance in the Corporate Governance Report for further details.

14. AUDITORS AND AUDIT REPORTS

Statutory Auditors

M/s. G M Kapadia & Co. is the Statutory Auditors of the Company and their Audit Report forms integral part of the Annual Report. They were appointed for 5 years period in AGM held on 18.07.2018, therefore their term as an Statutory Auditor will terminate at the conclusion of this 34th AGM.

During the year under review, the Audit Report does not contain any qualification, reservation, adverse remark or disclaimer and no fraud was noticed by the Auditors of the Company during Financial Year 2022-2023 which is reportable under Section 143(12) of the Companies Act, 2013.

On expiry of the term of M/s. G. M. Kapadia & Co. as Statutory auditors, M/s. Kalyaniwalla & Mistry LLP, a Chartered Accountants Firm (Firm Regn. No. 104607W/W100166), has been recommended for appointment as Statutory Auditors of the Company for a period of 5 years

(F.Y. 2023-24 to 2027-28) by the Audit Committee of the Company and the Board and the same is being placed before members for seeking their approval.

Cost Auditors

M/s. Kishore Bhatia & Associates has been appointed by the Board as Cost Auditors of the Company to conduct audit of its cost accounting records for the financial year 2023-2024.

In accordance with the requirement of the Central Government and pursuant to the provisions of Section 148 of the Act, the Company has maintained the cost records for Financial Year 2022-2023 as applicable. Annual Audit of the cost accounting records of the Company is also carried out by the Cost Auditors.

The remuneration payable to the Cost Auditors is required to be ratified by the members. Accordingly, a resolution for the remuneration of said cost auditor is included in the AGM notice of the Company vide Item No. 6 annexed to the Annual Report.

Secretarial Auditors

The Company has devised proper systems to ensure compliance with the provisions of Secretarial Standards issued by the Institute of Company Secretaries of India as applicable to the Company and that such systems are adequate and operating effectively.

Pursuant to the provisions of Section 204 of Companies Act, 2013 and rules thereto, M/s. Parikh & Associates, Practising Company Secretaries, have been appointed by the Board as Secretarial Auditors of the Company to conduct its Secretarial Audit for the Financial Year 2023- 2024.

The Secretarial Audit Report for the Financial Year ended March 31, 2023 in form No. MR-3 is annexed to the Board Report vide **Annexure-2** forming integral part thereof. The Secretarial Auditors' Report does not contain any qualification, reservation or adverse remark except for delay of 11 days in holding meeting of Risk Management Committee of Company on 16.09.2022 due to non-availability of requisite quorum.

15. RELATED PARTY TRANSACTIONS

Transactions with related parties during the year under review were in compliance with the provisions of Regulation 23(1) of SEBI (LODR) Regulations, 2015 and Section 188 of Companies Act, 2013. These transactions were in the ordinary course of business and on an arm's length basis. During the year under review, Company did not enter into any contract or arrangement which could be considered material as per the policy of Company on materiality of Related Party Transactions.

The said Policy on materiality of Related Party Transactions,

as approved by the Board, is available on the Company's website at the link: www.supremepetrochem.com. Information with respect to Related Party Transactions taken place during financial year 2022-23 is annexed to the Board Report in form AOC-2, vide Annexure 3, forming its integral part.

16. RISK MANAGEMENT

Risk evaluation of the business of the Company and the Management thereof is a consistent process within the Company. In terms of the provisions of Regulation 17(9) of SEBI (LODR) Regulations, 2015, the Company has a robust risk management framework to inform the Board members about risk assessment and minimisation procedures. As a process, the risks associated with the business are prioritised based on probability, severity, nature and effectiveness of current detection.

Each risk factor is monitored periodically by the Management and any risk-associated event arising from these factors which are likely to impact the operations of the Company significantly are reported to the Risk Management Committee and the Board. The risk management framework is aimed at efficiently mitigating the Company's various business and operational risk through strategic actions.

In terms of Regulation 21 of SEBI (LODR) Regulations, 2015, the Company has constituted a Risk Management Committee on July 18, 2018, which met twice during the year to review the risks associated with the operations of the Company. During the year under review, management has not come across any element of risk which can threaten its existence or disrupt / impact business operations significantly.

17. INTERNAL FINANCIAL CONTROLS

Company has adequate internal financial control system in place commensurating with its size, scale, complexity and the nature of business with an objective to ensure that its financial and operational informations are duly recorded, authorised and reported apart from protecting its assets against any major misuse or loss. The Company's Internal Auditors carry out regular checks on the adequacy of the internal financial controls and has not come out with any material or serious observation(s) for inefficiency or inadequacy of such controls. The Internal Audit System is reviewed periodically to ensure its adequacy and compliances in conformity with the policies of the Company and its operating system.

The Internal Audit Reports are submitted periodically to the Audit Committee. The Audit Committee members review these reports and discuss with the executive management, wherever required and requisite corrective actions are taken up by the process owners in their respective areas, thereby strengthening the financial controls.

18. VIGIL MECHANISM / WHISTLE BLOWER



POLICY

Company has formulated a Whistle Blower Policy and has also established an effective vigil/whistle blower mechanism for its Stakeholders including its Employees & Directors and provides them a channel to report to the Management their concerns about unethical behaviour, actual or suspected fraud, mismanagement or violation of code of conduct or policy of the Company, if any. The mechanism provides for adequate protection against victimization of the whistle blower and provides for direct access to the Chairperson of the Audit Committee in exceptional cases.

19. POLICY FOR PREVENTION, PROHIBITION AND REDRESSAL OF SEXUAL HARASSMENT OF WOMEN AT THE WORKPLACE

Company has zero tolerance for sexual harassment at workplace and has adopted, in line with the provisions of Sexual Harassment of Women at Workplace (Prevention, Prohibition and Redressal) Act 2013 (POSH), a documented policy for prevention, prohibition and redressal of sexual harassment of women at workplace, under the guiding principle that no woman shall be subjected to sexual harassment at workplace(s) in the Company's location(s).

Company has formed the Internal Complaints Committee (ICC) comprised of internal and external members, to hear, inquire, investigate and suitably address the matter of complaints of sexual harassment, if any, and to recommend punitive/corrective action to the Management. Easy access has been provided to the ICC for woman employees of the Company.

Disclosures pursuant to the provisions of Sexual Harassment of Women at Workplace (Prevention, Prohibition and Redressal) Act, 2013 and SEBI - Listing Regulations are as under:

No of complaints filed during the financial year 2022-2023	NIL
No of complaints filed/disposed of during the financial year 2022-2023	NIL
No of complaints pending as on the end of financial year 2022-2023	NIL

20. MEETINGS OF THE BOARD AND COMMITTEES OF THE BOARD

The number of meetings of the Board and various committees including their composition are set out in the Corporate Governance Report which forms integral part of this report. The intervening gap between the meetings was within the period prescribed under provisions of the Companies Act 2013 and SEBI (LODR) Regulations except delay of 11 days in holding Risk Management Committee Meeting due to non-availability of requisite quorum.

21. PARTICULARS OF LOANS, GUARANTEES OR INVESTMENT

No loans or guarantees or direct investment in the securities of the Company were made by the Company, pursuant to the provisions of Section 186 of the Companies Act, 2013, during the Financial Year 2022-2023.

22. ANNUAL RETURN

Pursuant to the provisions of Section 134(3)(a) and Section 92(3) of the Act read with Rule 12 of the Companies (Management and Administration) Rules, 2014, Annual Return of the Company as at 31st March, 2023 is uploaded on the website of the Company www.supremepetrochem.com

23. DETAILS OF SUBSIDIARIES / JOINT VENTURES/ ASSOCIATES ENTITY

The Company does not have any Subsidiary/ Joint Venture/Associate entity.

24. CODE OF CONDUCT FOR PROHIBITION OF INSIDER TRADING

Company has in place a Code of Conduct for prohibition of Insider Trading, which stipulates the process of trading in the securities of the Company by the persons having direct or indirect access to the Unpublished Price Sensitive Information(s) of the Company (UPSIs) including the designated persons. The said code is aimed to regulate, monitor and report the trading in the securities of the Company by the Insiders as per prevailing law and regulation(s).

The said Code of Conduct is available at the website of the Company www.supremepetrochem.com.

The Company has also put in place requisite Structured Digital Database (SDD) system for the Designated Persons (DPs) to protect the confidentiality of Unpublished Price Sensitive Information (UPSI) of the Company.

25. CREDIT RATING

During the year under review, the Company has not issued any debt instrument or fixed deposit receipts etc. in India or abroad.

CRISIL Ratings Ltd has reaffirmed long term rating at CRISIL AA-/Stable and short term rating at CRISIL A1+ for Company's fund and non fund based working capital facilities from Banks.

India Ratings and Research (IND-Ra) has assigned Company's long term rating at IND AA- with positive outlook and short term rating at IND A1+ for Company's fund and non fund based working capital facilities from Banks.

The above ratings reflects financial discipline and resilience of the Company.

26. ACCREDITATIONS

Company has following accreditations:

1. ISO 9001:2015 (Quality Management System), ISO 14001:2015 (Environment Management System) and ISO 45001:2018 (Occupational Health and Safety Management System) certified from Bureau Veritas and valid up to 09-04-2024.
2. Authorized Economic Operator (AEO) under T2 category by Directorate of International Customs, for its import and exports, valid upto 30-01-2025.
3. Recognized as Three Star Export House by Ministry of Commerce and Industry (DGFT), valid till 07-06-2026.

27. MATERIAL CHANGES AND COMMITMENTS BETWEEN THE END OF THE FINANCIAL YEAR AND THE DATE OF THE BOARD REPORT

No material changes and commitments have occurred after the closure of the financial year ended 31st March 2023 till the date of this Report, which would affect the financial position of the Company significantly.

28. GENERAL DISCLOSURES

- (A)** No disclosure or reporting is required of the following items as there were no transactions with respect to following activities / matters during the year under review.
- i. Issue of equity shares with differential rights as to dividend, voting or otherwise.
 - ii. Issue of shares (including sweat equity shares) to employees of the Company under any Scheme.
 - iii. Details relating to deposits covered under Chapter V of the Companies Act, 2013.

- iv. No significant or material orders were passed by the Regulators or Courts or Tribunals against the Company or its Directors which may impact the going concern status of the Company or its operations in future or the Directors of the Company in any manner.
- v. No change in the nature of business of the Company.
- vi. No Fund based Borrowing (viz. term loan) availed/ utilised.

(B) Other Disclosures:

The details of Directorship, meetings held and committee membership of the Directors of the Company are stated in the Corporate Governance Report annexed separately to the Annual Report forming its integral part.

ACKNOWLEDGEMENT

Directors record their deep gratitude for the unstinted & valuable support and co-operation provided by the stakeholders of the Company all across including its Shareholders, Bankers, Customers, Suppliers, Business Associates etc. and last but not the least by the employees of the Company for their constant, devoted, outstanding services and contribution to the Company.

For and on behalf of the Board

M. P. Taparia
Chairperson

Place: Mumbai
Date: April 26, 2023.



ANNEXURE – 1

CRITERIA FOR SELECTION OF DIRECTORS

The Board of Directors has delegated responsibility to the Nomination and Remuneration Committee to formulate criteria for identification and selection of candidates in various positions in Senior Management and who are qualified to be Directors on the Board of Directors of the Company. The Committee has adopted certain criteria for selection of candidates.

The Nomination and Remuneration Committee shall consider the followings for identifying and recommending persons for appointment as Director(s) on the Board of the Company and / or Senior Managerial Personnel/Key Managerial Personnel, as may be applicable:.

- (1) Candidate's qualifications, knowledge, skills, exposure/ experience in his/her respective field.
(2) Honesty, Integrity, Ethical Behaviour and Leadership.
(3) Achievements in Industry, Business, Profession and/or Social work.
(4) Appropriate competence, skills, experience and knowledge in one or more fields such as finance, law, management, sales, marketing, administration, research, corporate governance and such other areas that are relevant to the Company's business.
(5) Whether the candidate is free from any disqualification provided under Section 164 of the Companies Act, 2013, wherever applicable.
(6) Whether the candidate for Independent Directorship meets the conditions of being independent as per Section 149(6) of Companies Act, 2013 and Regulation 16(1)(b) of SEBI (LODR) Regulations, 2015 or any other rules/regulations as may be applicable to the Company from time to time.

REMUNERATION POLICY FOR DIRECTORS, KEY MANAGERIAL PERSONNEL, SENIOR MANAGEMENT PERSONNEL AND OTHER EMPLOYEES:

- (1) Remuneration to Directors being paid by Company as sitting fees for attending its meeting(s) are as below:

Table with 2 columns: Meeting Type and Amount (In ₹). Rows include Board Meeting (1,00,000.00), Independent Directors Meeting (1,00,000.00), Nomination & Remuneration Committee Meeting (50,000.00), Audit Committee Meeting (50,000.00), Risk Management Committee Meeting (50,000.00), Project Committee Meeting (50,000.00), CSR Committee (NIL), Finance Committee (NIL), Stakeholder Relationship Committee (NIL).

The Nomination and Remuneration Committee may review and recommend to the Board any revision in sitting fees from time to time, within the overall limits permitted under the provisions of Companies Act, 2013.

- (2) Remuneration is given on basis of remuneration policy of the Company including industry standards, skills, experience and exposures appropriate to the Company's business requirements.
(3) Considering profitability and uneven earnings, it is recommended not to distribute any share of profits to the Directors till further review.
(4) The remuneration to Senior Management Personnel (SMPs) / Key Managerial Personnel viz. the Manager/CFO/Whole Time Director, Company Secretary and other SMPs is as per the remuneration policy for employees of the Company and in compliance with the respective requirements of the Companies Act, 2013 including its schedules, the rules framed thereunder, approval of shareholders and the provisions of the SEBI (LODR) Regulations, 2015, as may be applicable.
(5) Any fees paid to the Directors for rendering any legal or consultancy services to the Company on a professional basis shall not be included in the definition of Remuneration to Directors.

OTHER EMPLOYEES

Objective:

To define and streamline Company's Remuneration Structure & to define the criteria for the same.

Categories of Employees:

- i. Unionised
ii. Non Unionised

Remuneration Structure:

i. Unionised:

The Remuneration Structure of Unionised category of Employees is governed by the Agreement between the Union Workers and the Company.

ii. Non Unionised:

a. Entry Level Recruitments (Trainees)

As per prevailing structure.

b. Lateral Recruitments

Lateral Recruitments are done on the basis of Organisation's manpower requirement and placed in one of the existing functional level group/grade. For lateral recruitment salary and personal pay is fixed as may be agreed with the candidate (while fixing this criticality of position, prevailing salary structure in similar companies, prevailing salary structure within the Company for similar position and the experience of the candidate are considered). Other allowances and benefits are as fixed for various grades.



Performance Assessment/Appraisal:

Performance appraisal is conducted once in a year for all employees.

The Employees are appraised on the following factors:-

1. Key Responsibility Areas (KRAs)
2. Functional Competencies
3. Behavioural Competencies

Employees are assessed on the 4 rating Scale i.e. 4 – Excellent, 3 – Good, 2 – Average & 1 – Needs Improvement.

Considering the competition, similar sized companies in other industries and Company's performance, the range of percentage hike is fixed.

Grade Revision

The Grades are reviewed and revised, if necessary, once in three years to bring the employees in line with the changed market conditions.

For and on behalf of the Board

M. P. Taparia
Chairperson

Place: Mumbai
Date: April 26, 2023.



ANNEXURE – 2

**FORM NO. MR-3
SECRETARIAL AUDIT REPORT**

FOR THE FINANCIAL YEAR ENDED MARCH 31, 2023

(Pursuant to Section 204 (1) of the Companies Act, 2013 and rule No. 9 of the Companies
(Appointment and Remuneration of Managerial Personnel) Rules, 2014)

To,
The Members,

Supreme Petrochem Limited

We have conducted the secretarial audit of the compliance of applicable statutory provisions and the adherence to good corporate practices by Supreme Petrochem Limited (hereinafter called 'the Company'). Secretarial Audit was conducted in a manner that provided us a reasonable basis for evaluating the corporate conducts/statutory compliances and expressing our opinion thereon.

Based on our verification of the Company's books, papers, minute books, forms and returns filed and other records maintained by the company, to the extent the information provided by the company, its officers, agents and authorised representatives during the conduct of secretarial audit, the explanations and clarifications given to us and the representations made by the Management and considering the relaxations granted by the Ministry of Corporate Affairs and Securities and Exchange Board of India warranted due to the spread of the Covid-19 pandemic, we hereby report that in our opinion, the company has, during the audit period covering the financial year ended on March 31, 2023 generally complied with the statutory provisions listed hereunder and also that the Company has proper Board processes and compliance mechanism in place to the extent, in the manner and subject to the reporting made hereinafter:

We have examined the books, papers, minute books, forms and returns filed and other records made available to us and maintained by the Company for the financial year ended on March 31, 2023 according to the provisions of:

- (i) The Companies Act, 2013 ('the Act') and the rules made thereunder;
- (ii) The Securities Contract (Regulation) Act, 1956 ('SCRA') and the rules made thereunder;
- (iii) The Depositories Act, 1996 and the Regulations and Bye-laws framed thereunder;
- (iv) Foreign Exchange Management Act, 1999 and the rules and regulations made thereunder to the extent of Foreign Direct Investment, Overseas Direct Investment and External Commercial Borrowings;
- (v) The following Regulations and Guidelines prescribed under the Securities and Exchange Board of India Act, 1992 ('SEBI Act')

- (a) The Securities and Exchange Board of India (Substantial Acquisition of Shares and Takeovers) Regulations, 2011;
- (b) The Securities and Exchange Board of India (Prohibition of Insider Trading) Regulations, 2015;
- (c) The Securities and Exchange Board of India (Issue of Capital and Disclosure Requirements) Regulations, 2018 and amendments from time to time; (Not applicable to the Company during the audit period)
- (d) The Securities and Exchange Board of India (Share Based Employee Benefits and Sweat Equity) Regulations, 2021; (Not applicable to the Company during the audit period)
- (e) The Securities and Exchange Board of India (Issue and Listing of Non-Convertible Securities) Regulations, 2021; (Not applicable to the Company during the audit period)
- (f) The Securities and Exchange Board of India (Registrars to an Issue and Share Transfer Agents) Regulations, 1993 regarding the Act and dealing with client; (Not applicable to the Company during the audit period)
- (g) The Securities and Exchange Board of India (Delisting of Equity Shares) Regulations, 2021; (Not applicable to the Company during the audit period) and
- (h) The Securities and Exchange Board of India (Buyback of Securities) Regulations, 2018; (Not applicable to the Company during the audit period)
- (vi) Other laws specifically applicable to the Company namely
 - (a) The Factories Act, 1948
 - (b) The Standards of Weights & Measures Act, 1976
 - (c) Manufacture, storage and import of hazardous Chemical Rules, 1989
 - (d) Public Liability Insurance Act/Rules, 1991
 - (e) Water (Prevention and Control) of Pollution Act, 1974 and Rules thereto
 - (f) The Petroleum Act, 1934
 - (g) The Environment Protection Act, 1986

We have also examined compliance with the applicable clauses of the following:

- (i) Secretarial Standards issued by The Institute of Company Secretaries of India with respect to Board and General Meetings.
- (ii) The Listing Agreements entered into by the Company with BSE Limited and National Stock Exchange of India Limited read with the SEBI (Listing Obligations and Disclosure Requirements) Regulations, 2015.

During the period under review, the Company has generally complied with the provisions of the Act, Rules, Regulations, Guidelines, standards etc. mentioned above.

We report that:

Pursuant to Regulation 21(3C) of the SEBI (Listing Obligations and Disclosure Requirements) Regulations, 2015, the gap between two Risk Management Committee Meetings held on Maich 08, 2022 and September 16, 2022 exceeded the limit due to non-availability of the requisite quorum resulting in the delay of 11 days.

We further report that:

The Board of Directors of the Company is duly constituted with proper balance of Executive Directors, Non-Executive Directors and Independent Directors. There were no changes in the composition of the Board of Directors that took place during the period under review.

Adequate notice was given to all directors to schedule the Board Meetings, agenda and detailed notes on agenda were sent at least seven days in advance other than those held at shorter

notice, and a system exists for seeking and obtaining further information and clarifications on the agenda items before the meeting and for meaningful participation at the meeting.

Decisions at the Board Meetings were taken unanimously.

We further report that there are adequate systems and processes in the Company commensurate with the size and operations of the Company to monitor and ensure compliance with applicable laws, rules, regulations and guidelines.

We further report that during the audit period no events occurred which had bearing on the Company's affairs in pursuance of the above referred laws, rules, regulations, guidelines etc.

For **Parikh & Associates**

Company Secretaries

Place: Mumbai
Date : April 26, 2023

Signature:

Shalini Bhatt

Partner

FCS No: 6484 CP No:6994
UDIN: F006484E000194056
PR No.: 1129/2021

This Report is to be read with our letter of even date which is annexed as Annexure A and forms an integral part of this report.



‘ANNEXURE A’

To,
The Members

Supreme Petrochem Limited

Our report of even date is to be read along with this letter.

1. Maintenance of Secretarial record is the responsibility of the management of the Company. Our responsibility is to express an opinion on these secretarial records based on our audit.
2. We have followed the audit practices and process as were appropriate to obtain reasonable assurance about the correctness of the contents of the Secretarial records. The verification was done on test basis to ensure that correct facts are reflected in Secretarial records. We believe that the process and practices, we followed provide a reasonable basis for our opinion.
3. We have not verified the correctness and appropriateness of financial records and Books of Accounts of the Company.
4. Wherever required, we have obtained the Management representation about the Compliance of laws, rules and regulations and happening of events, etc.

5. The Compliance of the provisions of Corporate and other applicable laws, rules, regulations, standards is the responsibility of management. Our examination was limited to the verification of procedure on test basis.
6. The Secretarial Audit report is neither an assurance as to the future viability of the Company nor of the efficacy or effectiveness with which the management has conducted the affairs of the Company.

For **Parikh & Associates**

Company Secretaries

Place: Mumbai
Date : April 26, 2023

Signature:

Shalini Bhatt
Partner

FCS No: 6484 CP No:6994
UDIN: F006484E000194056
PR No.: 1129/2021

This Report is to be read with our letter of even date which is annexed as Annexure A and forms an integral part of this report.

ANNEXURE – 3

RELATED PARTY TRANSACTIONS

FORM NO. AOC-2

[Pursuant to Section 134(3)(h) of the Companies Act, 2013 and Rule 8(2) of the Companies (Accounts) Rules, 2014]

Form for disclosure of particulars of contracts/arrangements entered into by the Company with related party(ies) referred to in Sub-Section (1) of Section 188 of the Companies Act, 2013 including certain arm’s length transactions under third proviso thereto.

1) DETAILS OF CONTRACTS OR ARRANGEMENTS OR TRANSACTIONS NOT AT ARM’S LENGTH BASIS

Name(s) of the related party and nature of relationship	Nature of contracts/ arrangements/ transactions (during F.Y. 2022-23)	Duration of the contracts/ arrangements/ transactions	Salient terms of the contracts or arrangements or transactions including the value, if any	Justification of entering into such contracts or arrangements or transactions	Date(s) of approval by the Board	Amount paid as advance, if any	Date on which the resolution was passed in general meeting (as per the first proviso to Section 188)
(a)	(b)	(c)	(d)	(e)	(f)	(g)	(h)
NIL							

2) DETAILS OF MATERIAL CONTRACTS OR ARRANGEMENT OR TRANSACTIONS AT ARM’S LENGTH BASIS

Name(s) of the related party and nature of relationship	Nature of contracts/ arrangements/ transactions (during F.Y. 2022-23)	Duration of the contracts/ arrangements/ transactions	Salient terms of the contracts or arrangements or transactions including the value, if any (₹ in lakhs)	Date(s) of approval by the Board	Amount paid as advance, if any
(a)	(b)	(c)	(d)	(e)	(f)
The Supreme Industries Ltd. – Co-Promoter	Sales, purchase or supply of goods or materials and availing of any services in connection with the purchase or sale of goods or material including storage thereof and use of premises	As per individual purchase order(s)	Sales: 14263.25 Purchase: 68.03	Not applicable since the transactions are in ordinary course of business and on an arm’s length basis and do not fall under the category of material related party transaction. However, details of such transaction(s) are placed before Audit Committee every quarter. Annual Omnibus approval to this effect has also been obtained from Audit Committee.	NIL

For and on behalf of the Board

M. P. Taparia
Chairperson

Place: Mumbai
Date: April 26, 2023



ANNEXURE – 4

ANNUAL REPORT ON CORPORATE SOCIAL RESPONSIBILITY ('CSR') ACTIVITIES FOR THE FINANCIAL YEAR 2022-23

1. Brief outline on CSR Policy of the Company	<p>The CSR Policy of the Company has been formulated in accordance with the provisions of Section 135 of Companies Act, 2013 and approved by the Board of Directors.</p> <p>The Company is committed to inclusive and sustainable development of its stakeholders by way of implementing various social development welfare schemes/activities under CSR programme.</p> <p>The Company, considering the proviso to Section 135(5) of Companies Act, 2013, prefers its social welfare activities in the vicinity of its plants in Amdoshi, Maharashtra and Manali, Tamil Nadu. Company undertakes CSR activities, in terms of Schedule VII of Companies Act, 2013 and its CSR Policy, benefitting the people majorly in terms of Health and Hygiene, Education, Sports, Cultural Activities, Rural Development, Recycling of Consumer plastic waste etc. inter alia other welfare activities taken up for the under privileged people.</p> <p>Company also collaborates with accredited NGOs/Foundations etc. in fulfilling its CSR objectives.</p>
--	--

2. Composition of CSR Committee:

Sl. No.	Name of Director	Designation / Nature of Directorship	Number of meetings of CSR Committee held during the year	Number of meetings of CSR Committee attended during the year
1.	M. P. Taparua	Non-Executive – Non-Independent Promoter Director / Chairperson	2	1
2.	Rajan B. Raheja	Non-Executive – Non-Independent - Promoter Director	2	2
3.	Ameeta Parpia	Non-Executive – Independent	2	2

3.	Provide the web-link(s) where Composition of CSR Committee, CSR Policy and CSR Projects approved by the board are disclosed on the website of the Company.	www.supremepetrochem.com
4.	Provide the executive summary along with web-link(s) of Impact Assessment of CSR Projects carried out in pursuance of sub-rule (3) of rule 8, if applicable.	Not Applicable
5.	(a) Average net profit of the Company as per sub-section (5) of section 135. (₹ in Lakhs)	54105.66
	(b) Two percent of average net profit of the Company as per sub-section (5) of section 135.	1082.11
	(c) Surplus arising out of the CSR Projects or programmes or activities of the previous financial years.	NIL
	(d) Amount required to be set-off for the financial year, if any. (₹ in Lakhs)	(25.28)
	(e) Total CSR obligation for the financial year [(b)+(c)-(d)]. (₹ in Lakhs)	1056.83
6.	(a) Amount spent on CSR Projects (both Ongoing Project and other than Ongoing Project). (₹ in Lakhs)	1044.88
	(b) Amount spent in Administrative Overheads (₹ in Lakhs)	11.95
	(c) Amount spent on Impact Assessment, if applicable. (₹ in Lakhs)	NIL
	(d) Total amount spent for the Financial Year [(a)+(b)+(c)] (₹ in Lakhs)	1056.83

(e) CSR amount spent or unspent for the Financial Year:

Total Amount Spent for the Financial Year (₹ in Lakhs)	Amount Unspent (₹ in Lakhs)				
	Total Amount transferred to Unspent CSR Account as per sub-section (6) of section 135		Amount transferred to any fund specified under Schedule VII as per second proviso to sub-section (5) of section 135		
	Amount	Date of transfer	Name of the Fund	Amount	Date of transfer
580.47	476.36	21/4/2023	NIL	NIL	NIL

(f) Excess amount for set-off, if any:

Sl. No.	Particular	Amount (in ₹)
(1)	(2)	(3)
(i)	Two percent of average net profit of the Company as per sub-section (5) of section 135	NIL
(ii)	Total amount spent for the Financial Year	NIL
(iii)	Excess amount spent for the Financial Year [(ii)-(i)]	NIL
(iv)	Surplus arising out of the CSR projects or programmes or activities of the previous Financial Years, if any	NIL
(v)	Amount available for set off in succeeding Financial Years [(iii)-(iv)]	NIL

(7) Details of Unspent Corporate Social Responsibility amount for the preceding three Financial Years:

(1)	(2)	(3)	(4)	(5)		(6)		(7)	(8)
Sl. No.	Preceding Financial Year(s)	Amount transferred to Unspent CSR Account under sub-section (6) of section 135 (₹ in lakhs)	Balance Amount in Unspent CSR Account transferred to Unspent CSR Account under sub-section (6) of section 135 (₹ in lakhs)	Amount Spent in the Financial Year (₹ in lakhs)		Amount transferred to a Fund as specified under Schedule VII as per second proviso to sub-section (5) of section 135, if any		Amount remaining to be spent in succeeding Financial Years (₹ in lakhs)	Deficiency, if any
						Amount (₹ in lakhs)	Date of Transfer		
1	2019-20	NIL	266.40	NIL	NIL	NIL		88.80*	-
2	2020-21	NIL	351.82	NIL	NIL	NIL		NIL	-
3	2021-22	416.38	389.91	26.47	NIL	NIL		NIL	-

* The unspent amount of ₹ 88.80 lakhs was added to the CSR liability of the Company for F.Y. 2020-21 and was fully spent on the CSR activities in the same fiscal.

(8) Whether any capital assets have been created or acquired through Corporate Social responsibility amount spent in the Financial Year:

√ Yes	No
If Yes, enter the number of Capital assets created/ acquired: 8	

Furnish the details relating to such asset(s) so created or acquired through Corporate Social Responsibility amount spent in the Financial Year:

Sl. No.	Short particulars of the property or asset(s) [including complete address and location of the property]	Pin code of the property or asset(s)	Date of creation	Amount of CSR amount spent (₹ in lakhs)	Details of entity/Authority/beneficiary of the registered owner		
1	2	3	4	5	6		
					CSR Registration No., if applicable	Name	Registered Address
1	Small Public Toilet Blocks at nearby villages		30-Mar-23	72.60			Construction Works of Total 20 Blocks of smaller public toilet blocks consisting of 2 WCs for Men and 2 WCs for Women undertaken at locations indicated below (Area 183 sq. ft. each)
		402106	30-Mar-23		1)		One Location at Village Zotirpada for Zotirpada Grampanchayat, Taluka Roha, District Raigad, Maharashtra, Pincode-402106.
		402106	30-Mar-23		2)		One Location at Village Pimpalwadi for Patansai Grampanchayat, Taluka Roha, District Raigad, Maharashtra, Pincode-402106.
		402106	30-Mar-23		3)		Two Locations at Village Patansai for Patansai Grampanchayat, Taluka Roha, District Raigad, Maharashtra, Pincode-402106.



Sl. No.	Short particulars of the property or asset(s) [including complete address and location of the property]	Pin code of the property or asset(s)	Date of creation	Amount of CSR amount spent (₹ in lakhs)	Details of entity/Authority/beneficiary of the registered owner		
					CSR Registration No., if applicable	Name	Registered Address
1	2	3	4	5	6		
					4)	Three Locations at Village Kondgaon for Kondgaon Grampanchayat, Taluka Roha, District Raigad, Maharashtra, Pincode-402106.	
		402106	30-Mar-23		5)	Two Locations at Village Benase for Benase Grampanchayat, Taluka Roha, District Raigad, Maharashtra, Pincode-402106.	
		402106	30-Mar-23		6)	One Location at Village Bhapkyachiwadi for Kondgaon Grampanchayat, Taluka Roha, District Raigad, Maharashtra, Pincode-402106.	
		402109	30-Mar-23		7)	Five Locations at Village Medha for Medha Grampanchayat, Taluka Roha, District Raigad, Maharashtra, Pincode-402109.	
		402106	30-Mar-23		8)	One Location at Village Nagothane for Nagothane Grampanchayat, Taluka Roha, District Raigad, Maharashtra, Pincode-402106.	
		402126	30-Mar-23		9)	Four Locations at Village Ainghar for Ainghar Grampanchayat, Taluka Roha, District Raigad, Maharashtra, Pincode-402126.	
2	Health Care	402301	31-Aug-22	52.55	1)	Provided various equipment for Blood Bank, Mahad, Taluka-Roha, District raigad, Maharashtra, Pincode-402301.	
		402106	27-Mar-23	1.00	2)	Provided Four Nos. of Water Cooler for verious Schools at nearby villages, Taluka-Roha, District raigad, Maharashtra, Pincode-402106.	
		402304	27-Mar-23	10.11	3(i)	Provided Gym Equipment at Village Warasgaon at Taluka Roha, District Raigad, Maharashtra, Pincode-402304.	
		402109	27-Mar-23	–	3(ii)	Provided Gym Equipment at Village Medha at Taluka Roha, District Raigad, Maharashtra, Pincode-402109.	
3	Construction of Anganwadies for Grampanchayats		11-Mar-23	139.40	Construction Works of Total 11 Anganwadies undertaken at locations indicated below (Area 640 sq.ft. each)		
		402106	11-Mar-23		1)	One Location at Village Pimpalwadi for Patansai Grampanchayat, Taluka Roha, District Raigad, Maharashtra, Pincode-402106.	
		402106	11-Mar-23		2)	One Location at Village Lavechiwadi for Patansai Grampanchayat, Taluka Roha, District Raigad, Maharashtra, Pincode-402106.	
		402106	11-Mar-23		3)	One Location at Village Wasgaon for Patansai Grampanchayat, Taluka Roha, District Raigad, Maharashtra, Pincode-402106.	
		402106	11-Mar-23		4)	One Location at Village Wakan for Patansai Grampanchayat, Taluka Roha, District Raigad, Maharashtra, Pincode-402106.	
		402106	11-Mar-23		5)	One Location at Village Nidi for Kondgaon Grampanchayat, Taluka Roha, District Raigad, Maharashtra, Pincode-402106.	
		402106	11-Mar-23		6)	One Location at Village Kondgaon for Kondgaon Grampanchayat, Taluka Roha, District Raigad, Maharashtra, Pincode-402106.	
		402106	11-Mar-23		7)	One Location at Village Ekalghar for Kondgaon Grampanchayat, Taluka Roha, District Raigad, Maharashtra, Pincode-402106.	

Sl. No.	Short particulars of the property or asset(s) [including complete address and location of the property]	Pin code of the property or asset(s)	Date of creation	Amount of CSR amount spent (₹ in lakhs)	Details of entity/Authority/beneficiary of the registered owner		
1	2	3	4	5	6		
					CSR Registration No., if applicable	Name	Registered Address
		402106	11-Mar-23		8)	One Location at Village Bhapkyachiwadi for Kondgaon Grampanchayat, Taluka Roha, District Raigad, Maharashtra, Pincode-402106.	
		402109	11-Mar-23		9)	One Location at Village Medha for Medha Grampanchayat, Taluka Roha, District Raigad, Maharashtra, Pincode-402109.	
		402109	11-Mar-23		10)	One Location at Village Fanaswadi for Medha Grampanchayat, Taluka Roha, District Raigad, Maharashtra, Pincode-402109.	
		402126	11-Mar-23		11)	One Location at Village Waghanwadi for Ainghar Grampanchayat, Taluka Roha, District Raigad, Maharashtra, Pincode-402126.	
4	E-Learning (E-Classrooms)	402106	27-Mar-23	32.25	Renewal of Software & Hardware for E-Learning facility was provided for 15 Classrooms at 5 Schools at Taluka Roha, District Raigad, Maharashtra, Pincode-402106.		
5	Construction of new School building	402106	28-Mar-23	6.14	Site grading work completed for construction of ZP School building at Amdoshi, Taluka Roha, District Raigad, Maharashtra, Pincode-402106. (Area approx. 4000 sq.ft.)		
6	Construction of Old-Age Home	400703	16-Feb-23	10.00	Society for Rehabilitation of Paraplegics, Sharan, Plot No.52, Sector 9a, Vashi, Navi Mumbai - 400703.		
7	EPS Melter	400001	30-Sep-22	5.36	Indian Centre for Plastics in the Environment (ICPE), 401, 4th Floor, Choksey Mansion, 303, Shahid Bhagatsingh Road, Fort, Mumbai - 400001.		
8	Mobile EPS Compactor Machine	400001	30-Sep-22	16.07	Indian Centre for Plastics in the Environment (ICPE), 401, 4th Floor, Choksey Mansion, 303, Shahid Bhagatsingh Road, Fort, Mumbai - 400001.		

(9) Specify the reason(s), if the Company has failed to spend two per cent of the average net profit as per sub-section (5) of section 135 – **NOT APPLICABLE**

M. P. Taparia
Chairperson (CSR Committee)

N. Gopal
Manager

CFO CERTIFICATE :

This is to certify that the funds allocated by Company for carrying CSR Projects/activities during F.Y. 2022-23 have been duly spent/utilized for the specified purpose in terms of Section 135 of Companies Act, 2013 and other applicable provisions.

Rakesh Nayyar
CFO

Place : Mumbai

Date : April 26, 2023



MANAGEMENT DISCUSSION AND ANALYSIS

ECONOMIC OVERVIEW

Global Economy

The global economy experienced a slowdown in 2022-23 due to high inflation rate, tightening financial conditions, increasing interest rates, rising geopolitical tensions, ongoing Russia and Ukraine war and some ongoing effects of Covid-19, as a result of these the global economy could only grow by 3.2% in 2022. With most of these challenges continuing in 2023, the global economy is projected by IMF to grow at 2.8% in 2023 which will be one of weakest growth rates since 2001.

Concern over slowdowns in major economies remain, with recent troubles in banking sector aggravating worries that runaway inflation and tight monetary policy would hamper growth and financial investments. As per IMF close to 90% advanced economies will experience slowing growth this year.

Indian Economy

The Indian economy demonstrated resilience despite challenges in the global environment on the back of strong demand, support from Government policies and strong banking system. As per World Bank report of April 2023, India was one of the fastest growing economies in the world in 2022-23 at 7% growth. Outlook for Indian economy remains positive for 2023-24 with projected growth at 6.3%. IMF's bi-annual World Economic Outlook projects India's retail inflation to ease in 2023-24 to 4.9% from 6.7% in FY 2022-23 which will help improve demand and the discretionary expenditure.

India's direct and indirect tax collections were robust in 2022-23. Direct tax collections increased by 17.63% and indirect tax collections increased by 22% over the previous year. Merchandise and service exports estimated at US\$ 765 billion jumped by 16% during the year 2022-23.

IMD's prediction of 'normal' rains during the current year at 96% of long period average will be good for agricultural sector and rural economy of India. Increased focus on infrastructure development by the Government of India and affordable data pricing has helped the rural and semi urban areas not only in terms of improved employment opportunities and income source but has also brought them closer to urban centres and thereby increasing aspirations for better life style. Rural consumption of FMCG products grew by 8.9% during 2022-23 which indicates increased preference towards quality products.

Changes in the weather pattern with increased unseasonal spells of heavy rains and larger periods of heatwaves during the summer months may however, have a negative impact on some sectors of the economy. With signs of resurgence of Covid-19 pandemic virus, the same needs to be closely monitored with increased preventive steps to control the spread so as not to adversely affect the economic growth in 2023-24.

REVIEW OF OPERATIONS

Company earned a net profit after tax of ₹ 498.14 crores during the year 2022-23 as against ₹ 663.26 crores in the previous year. Company's margins came down since the global deltas between raw material and finished product prices reduced

to pre-Covid levels in second half of the year which in the previous year were very healthy due to high ocean freights and disruptions in supply chain.

Company's total sales volumes of its manufactured products increased during the year by 4.87% to 2,85,895 MT. Company lost some volume sale to imports on account of domestic supply constraints during the peak sale months with delays in startup of the Company's expansion projects for PS and EPS due to late receipt of statutory approvals. Company's expanded capacities of PS and EPS are now fully stabilised and operational. Company's effective capacity after expansion of PS is 3,00,000 MT and of EPS is 1,10,000 MT.

Styrene Monomer (SM)

SM prices remained volatile in the 1st half of the year which moderated in the 2nd half. There were no major disruptions during the year on supply side of SM. Many world scale SM plants, both standalone as well as integrated types were commissioned during the year in China which made it self sufficient in respect of SM requirements. From being a major importer of SM, China became a net exporter. China is expected to add about 10 million Tons of SM capacity between 2020-2026. This is changing the global trade flow of SM. Producers in Middle East, Singapore, USA, Korea etc. the traditional exporter of SM to China, have to find other markets to place their SM. This is a favourable situation for supply to India and the Company. Liquid bulk freight rates continue to remain high which is a cause of concern.

Polystyrene (PS)

Indian PS consumption grew by 20% during the year 2022-23 mainly on the back of growth in appliance industry, stationery, writing instruments and sheets and growth in demand for air conditioners etc. Demand in 2022-23 is surpassing the pre-Covid demand by over 19% despite ban on supply of articles of Single Use Plastic (SUPs). Ban on manufacture and sale of SUPs was fully implemented in the year under review. Polystyrene market to the extent of about 16,000 MT was lost but it was more than compensated by growth of OEM and Non-OEM segments.

With delays in the startup of Company's PS expansion scheme, imports of Polystyrene surged during the year to meet the increased requirement particularly in peak demand months. Company's domestic PS business therefore could grow only by 5.7%. With the Company's expanded capacity now fully operational and Company being fully geared up to meet growing demand of Polystyrene in the country it is expected that the surge in imports will taper off.

China has emerged as a major player in PS by becoming self-sufficient in 2022. Asian producers who are traditional suppliers of PS to China are looking for alternate markets or are rationalizing capacities by converting the plants to produce other clear polymers like MS Resin. China's efforts to develop the hither-to under-developed Northern & Western parts of China is creating new markets for manufactured goods like appliances etc. which is expected to continue to increase demand for PS at an annual average rate of 5.3% per year

through 2027 in China. This will help in growth of PS market and also absorb surplus PS capacity in China.

Outlook

PS demand is expected to grow at 5% CARG on the back of incentives like PLI scheme etc. initiated by Government of India. Implementation of new capacities by air conditioner producers who got approval under PLI scheme is in full swing. Some customers have already started taking trials of Company's material to establish their production. The full impact of the PLI schemes would be felt in this year onwards. Expansion of capacities by refrigerator makers is largely completed & the effect of the new capacities will be felt this year onwards. Export of stationery items from India to USA & Europe is picking momentum which augurs well for the growth of PS business.

PS capacity expansions by Company will increase operational flexibility to make available all grades including speciality grades on time to its customers. Company is also augmenting & rationalizing regional warehousing capacities to make just-in time deliveries to its customers and make their operations efficient. New grades are being developed in line with the changing requirements of the customers who are all aspiring to be global suppliers of their products. With these developments Company targets a growth of about 8% in the current year.

Expandable Polystyrene (EPS)

EPS market grew by 8.5% in India, mainly supported by growth in appliance industry, Company's domestic sales volume grew by 12.8% despite competition from three other producers. This could be possible due to excellent product quality, prompt supplies made possible by facilities at two locations and customer service including technical assistance.

Efforts were made by some users to replace the sturdy EPS moulded protection components with honeycomb structures made out of paper & pulp. While apparently paper looks environmentally friendly, full life cycle analysis carried out by reputed agencies put them far inferior to EPS in environmental parameters like water consumption, chemicals discharge, CO2 emissions etc. In addition, cost-performance of EPS is far superior particularly in respect of moisture ingress etc. To allay the environment concerns, Company is working with all major appliance makers as well as non-profit organisations like Indian Center for Plastics in Environment (ICPE) etc. to create awareness about collection and responsible recycling of post-consumer EPS waste to make the environment safe & secure. With the ban on supply of SUPs Company took the decision to discontinue production of Cup-Grade EPS and converted the facilities to make standard grades of EPS and completely integrated both the facilities.

Outlook

Company expects EPS market to grow by about 6% in 2023-24 in line with country's projected GDP growth for 2023-24. Increased use of EPS in construction and growth in External Insulation Finishing System (EIFS) is also expected to aid in growth of EPS business.

Availability of additional quantities from expanded capacity at Amdoshi and Manali plants will enable Company to meet the growing requirements of its customers. Realising the benefits of yearly contracts in PS especially in times of shortages, more and more appliance customers are opting for contractual arrangements with the Company which enables proper planning of production of various grades for on-time supplies. Company targets a growth of about 7% in F.Y. 2023-24.

Speciality Polymers & Compounds (SPC)

SPC business grew by 11.3% mainly driven by compounds of polymers. Masterbatch business remained flat in view of planned withdrawal from filler Masterbatch market. ABS Compounds business suffered due to low prices of locally produced ABS thus making compounds from imported ABS unviable. Prices of domestic and imported ABS have aligned since then.

Grade approvals from appliance customers for Speciality High Gloss Compounds is expected to continue with new players starting production in the year 2023-24. With ABS prices normalising, pick up in ABS compounds business is expected. Company expects a sales volume growth of about 20% in 2023-24.

Extruded Polystyrene Boards (XPS)

The year under review saw a growth of 26% mainly due to completion of major infrastructure projects including construction of all weather tunnel in Kashmir, pickup in building construction activities and export of reefer trucks. XPS boards were also supplied through Company's distribution channels to prestigious projects like Central Vista Project, Aerocity Project, Pragati Maidan upgradation etc. Several new companies have started making sandwich panels using XPS Boards, which hitherto was the preserve of PUF material. This is a welcome change which will help in growing XPS business.

Company has in pipeline orders for many new projects under construction IIT, AIIMS, IIM , Star Hotels & Power plants all of which have planned fully insulated buildings. The sales force is being increased & new distributors added in unrepresented areas. With all above actions, Company expects the sales volumes to grow by 20% in F.Y. 2023-24.

Acrylonitrile Butadiene Styrene (ABS)

As a prelude to our entry in ABS market, Company imports and supplies ABS to its customers and have developed several compounded grades of ABS. ABS Compounds are well received by customers in several segments in the Indian Market. Discussions are ongoing with M/s. Versalis, Italy, technical collaborators for Company's ABS project, for supply of Mass ABS for seed marketing to acclimatize the Indian customers.

EXPORTS

Export activity was in hibernation during the year under review due to robust domestic demand and non-availability of product for exports on account of delays in completion of expansion schemes of the Company due to late receipt of statutory approvals. Company's export volume of all products put



together reduced by 19.6% during the year. With the successful capacity expansion of PS and expansion of EPS, Company is targeting to increase PS exports to pre-Covid levels. Apart from reviving the old customers, efforts are being made to get new approvals for speciality grades of PS and EPS. Company shall also be focussing on EPS exports from this year which till now was minimal.

SUSTAINABILITY INITIATIVES

Your Company considers Environmental Sustainability as one of its core values and includes it in all areas of its operations. Company believes that environment sustainability is essential to create long term value for its stakeholders. Company's focus on promoting wellbeing of its employees, neighbourhood and ensuring safe environment continues. Company undertakes either directly or through other foundations/ NGOs welfare activities in the areas of health, hygiene and education as part of its CSR activities.

Company continues to undertake various measures for improved energy and water efficiency at both its manufacturing locations as part of its initiative towards environment sustainability. Company has installed Zero Liquid Discharge system (ZLD) at both its manufacturing locations in Maharashtra and Tamil Nadu. This not only has reduced water intake for its processes but also significantly lowered effluent discharge.

Considering importance of climate change as a business risk, Company partly uses renewable energy. During 2022-23 Company used 72% of its energy requirements from renewable sources at its Manali plant, Tamil Nadu and about 10% at its Amdoshi plant, Maharashtra.

Company is collaborating with ICPE to help create awareness about collection and responsible recycling of post consumer waste. To encourage organised collection of post consumer EPS packaging waste and recycling thereof, Company tied up with NGOs. Suitable machine was developed and deployed for melting EPS waste in a safe and scientific manner to avoid polluting the atmosphere. Company also participated in developing a mobile compactor as a pilot project to be deployed in cities for efficient collection of bulky EPS waste. So far most of the recyclers of EPS waste are in the unorganised informal sector. Company is currently working with recyclers in Mumbai Metropolitan Region (MMR) and National Capital Region (NCR) to bring them into formal sector and providing required assistance for registering on CPCB portal. Company will start focussing on some of the other metros during 2023-24.

Company is complying with all directions of CPCB including Extended Producer Responsibility (EPR). As directed by CPCB Company stopped supply of its product for manufacture of banned SUPs. Company shall be meeting the requirement of use of reprocessed material as may be calculated by EPR portal in respect of all plastic packaging used by the Company for its operations.

Company is now using all big sized (30 kl - 40 kl) tank lorries for movement of liquid Styrene Monomer from port to its plant at

village Amdoshi, Maharashtra and all outward supplies beyond a distance of 350 kms from Company's plant are transported using large trucks carrying load of 25 MT to 35 MT per trip so as to reduce carbon emissions.

The Securities and Exchange Board of India has put together a comprehensive framework for Business Responsibility and Sustainability Report (BRSR) which requires measurable quantitative details to facilitate better bench marking. BRSR is attached with this report forming its integral part.

CAPITAL EXPENDITURE

Company incurred a total expenditure of ₹ 206 crores during the year under review for projects related to PS, EPS, Mass ABS and hardware replacement at Amdoshi and Manali plant locations. PS expansion at Amdoshi and EPS expansion at both Amdoshi and Manali plants are successfully commissioned.

First phase of Mass ABS with 70,000 TPA capacity project is progressing as per schedule. Detail engineering and procurement activities are progressing well. Proprietary equipment are ordered. Long lead items are in the ordering stage. Discussion on technology licence of second train with Licensor is yet to be concluded. Looking at the current worldwide recessionary trends and excess ABS capacity creation in China, Company will optimise the construction of the second line.

Capital Expenditure proposed to be incurred in the current financial year towards Mass ABS project, EPS second phase expansion, SPC, XPS expansion projects at Amdoshi and hardware replacement at both locations is estimated at about ₹ 430 crores.

FINANCE

Company remains debt free. Available surplus funds are deployed in short term debt schemes of reputed mutual funds and bank fixed deposits so as to optimise returns with minimum risk to the principal amounts invested.

Capital expenditure of ₹ 206 crores incurred during the year was met from internal accruals. All capital expenditure planned as on date is proposed to be funded from Company's own funds.

During the year Company split its shares from a face value of ₹ 4/- per share to ₹ 2/- per share thus increasing the number of shares to 188041342. This splitting of shares has not changed the paid up equity share capital of the Company in any manner viz. keeping it intact at ₹ 37,60,82,684/-.

CRISIL Ratings Ltd. has reaffirmed long term rating at CRISIL AA-/ Stable and short term rating at CRISILA1+ for Company's working capital facilities from banks.

India Ratings and Research (Ind-Ra) reaffirmed Company's long term rating with revised outlook to INDAA-/ Positive/ IND A1+ and short term rating to INDAA-/ Positive/ IND A1 +

Changes in Key Financial Ratios :

Pursuant to the provisions of Regulation 34(3) of SEBI (LODR)

Regulations 2015 read with Schedule V part B(1) details of changes in Key Financial Ratios are given as hereunder :

Sr. No.	Ratio		Year Ended	
			31/3/2023	31/3/2022
1	Debtors Turnover Ratio	Times	13.66	12.63
2	Inventory Turnover	Times	9.14	12.52
3	Interest Coverage Ratio	Times	200.81	196.31
4	Current Ratio	Times	2.41	2.48
5	Debt Equity Ratio *	Times	0.01	0.03
6	Operating Profit Margin	%	13.41	18.46
7	Net Profit Margin	%	9.32	13.10
8	Return on Average Net Worth	%	29.66	51.41
9	Return on average capital employed	%	39.10	67.35

* The Company is Debt free. For purpose of calculation of this ratio, amortised value of right to use assets taken on lease is considered as debt.

With reduction in global delta between raw material and finished product prices, Company's margins reduced in turn affecting its profitability ratios and return on net worth and capital employed. Bunching of shipment arrivals in March '23 increased the raw material inventory towards the year end thus adversely affecting the inventory turnover ratio.

RISK MANAGEMENT

Company continuously monitors the risks associated with its business and operations including timely identification of new risks, if any, and plans to mitigate risks so as to avoid any adverse impact on the Company's operations. Company has in place a risk management policy which is reviewed under the guidance of Risk Management Committee and Board. Committee met twice during the year to review the risk to the business of the Company and mitigation plan thereof.

International pricing and demand / supply risk are inherent in the import of Styrene Monomer, the main raw material. Company enters into annual procurement contracts for imports of Styrene Monomer. A part of SM requirement is also sourced on spot basis. On the sale side, some part of Company's sale is on annual contracts basis tied into monthly SM pricing which allows for equitable sharing of the volatility in SM pricing. Department of Chemicals and Petrochemicals has mandated BIS standards particularly on all imports of Styrene Monomer from 24/04/2024. This could be a cause of concern particularly for supplies from manufacturer suppliers in U.S.A., China, Europe and supplies through trading houses.

To overcome risks of cost and pricing due to foreign exchange volatility, Company hedges part of open foreign exchange exposure. Company also has a natural hedge to the extent of its exports and pricing its products locally on import parity

basis. Foreign currency exchange rates being dynamic, Company constantly monitors FX movements to decide on proper response measure.

Company has adequately insured its assets against all risks and on reinstatement basis with adequate loss of profit insurance policy. Company has also insured itself against cyber and other crimes. The management periodically reviews the adequacy of the insurance cover.

Security of data and uptime of system is essential for our business. Company has instituted the best practices adopted across the industry to achieve the same. Company has co-located all its servers (Primary and Data Recovery) in the best-in-class Tier IV Data Centres located at different seismic Zones. Tools like antivirus, antispymware, antimalware, Endpoint Detection & Response (EDR) are installed and are regularly updated on all the endpoints for protection against any security threats. Firewall is in place to provide protection to the endpoints as well as to all the application servers, against threats through internet traffic, LAN or WAN. Company ensures the usage of licensed software products only on the Company provided devices. Apart from this, Company gets IT Security infrastructure audited by the 3rd party service providers periodically by using ethical hacking tools. Issues found in the audit are reviewed and mitigated as per the recommendation, followed by re-audit for effective mitigation.

HUMAN RESOURCES/INDUSTRIAL RELATIONS

Human Resources are one of the most important ingredients to fuel future growth and progress of the organization. The Company therefore strives to align human resource policy and initiatives to meet business plans. Company's focus on promoting well being of its employees, providing safe and congenial work environment continues. Training of employees to maintain high level of motivation is an ongoing process. Career development opportunities are provided at all levels and across all functions. Industrial relations at all the units remained cordial during the year.

INTERNAL CONTROL SYSTEMS & THEIR ADEQUACY

The internal control systems for safeguarding and protecting assets of the Company against loss from unauthorized use or disposition are in place.

Regular internal audits, review by management and documented policies, guidelines and procedures supplement the internal controls which are designed to ensure that financial and other records are reliable for preparing financial information and other data and for maintaining accountability of assets.

Audit of Internal Financial Controls (IFC) was carried out by a third party apart from audit by the statutory auditors. Recommendations of third party audit have been duly implemented.

HSE MANAGEMENT, AWARDS & RECOGNITION

Health Safety and Environment:



Considering the significance of Health Safety and Environment to any petrochemical operations, the Company has established a robust HSE system at both of its plants situated at Amdoshi, Maharashtra and Manali, Chennai.

Both the Environmental Management System and Occupational Health and Safety Management System continued to be maintained by the Company as per the ISO 14001:2015 Standard and ISO 45001 :201 8 Standard, respectively.

Company continues to implement the HSE Management Systems under the Guiding Principles of declared Integrated Management System policy ('Occupational Health and Safety Policy' and 'Environmental Policy'). HSE Performance Index for the period under review stood to be in "Excellent" Range. Company's plant completed 8202 accident-free days as on March 31, 2023 i.e. 21.45 million man-hours of accident-free operations.

Awards and Recognition

Company has achieved the following recognitions and awards in the field of HSE during the period under review :

Amdoshi Plant, Maharashtra :

- National Safety Council Maharashtra Chapter - Maharashtra Safety Awards 2021 for Achieving Zero Accident Frequency Rate consequently for 3 years 2018,2019 & 2020 in the manufacturing sector.
- National Safety Council - Suraksha Puraskar (bronze trophy) – 2022.

- 22nd Annual Greentech Environment Award 2022- for Outstanding Achievement in Environment protection.
- Greentech International EHS Award 2023 under the Best Practices Category.
- Greentech International EHS Award 2023 under the Health & Safety Category.

Manali Plant, Tamil Nadu :

- Certificate of Appreciation at national level for 2022 from National Safety Council.
- 22nd Annual Greentech Environment Award 2022 for outstanding achievement in Environment Protection.

CAUTIONARY STATEMENT

Statements in the Management Discussion and Analysis describing Company's objectives, estimates, expectations, or projections may constitute "forward looking statements", within the meaning of applicable laws and regulations. Actual results may differ materially from those either expressed or implied in the statements.

Important factors that could make a difference to Company's operations include economic conditions affecting demand/ supply and price conditions in the domestic and international markets, changes in the Government regulations, tax laws/other statutes and other incidental factors.

CORPORATE GOVERNANCE REPORT - 2022-2023

1. COMPANY'S PHILOSOPHY ON CORPORATE GOVERNANCE:

Company considers good Corporate Governance across all its functions as the keystone for a truly sustainable Company. Corporate Governance is a set of principles, processes, systems and procedures to be followed by the Directors, Management and all Employees of the Company for growth of the Shareholder value while keeping in view the interest of other Stakeholders as well. Set procedures, guidelines and practices have been evolved to ensure timely disclosures of business information regarding the financials, performance, significant events and corporate governance etc. of the Company through quarterly results, newspaper publication, chairman statement, annual report, investors meet, etc. The Company has adopted a code of conduct for its Board, Key Managerial Personnel (KMPs) and Senior Management Employees which has been communicated to them and they have affirmed the compliances of the same through their annual disclosures to the Company.

Company places emphasis on transparency across its entire business segment as well as in discharging its Corporate Social Responsibility activities in a meaningful and conducive manner, as a conscientious corporate citizen and is fully committed to the principles of integrity, transparency and compliance with applicable regulations in its all dealings with the Government, Customers, Suppliers, Employees and other Stakeholders.

The Directors fully endorse and support the Corporate Governance practices in accordance with the provisions of Listing Regulations of (Listing obligation and Disclosure Regulation, 2015) ("Listing Regulations").

2. BOARD OF DIRECTORS AND GOVERNANCE FRAMEWORK:

(I) Composition & Category of Directors:

The Company's Board has an optimum combination of Executive and Non-Executive Directors including a Woman Director. The Board of Directors as at the end of March 31, 2023, comprised of 10 Directors, out of which 4 directors are Non-Independent and Non-Executive Directors, 1 Whole-time Director and 5 Non-Executive Independent Directors. The Management conducts the day-to-day affairs of the Company subject to the supervision and control of the Board of Directors. The Directors bring to the Board multifacet of experience, diversity and skills required for its successful business operations/ performance.

The composition of the Board is in conformity with Regulation 17 of Listing Regulations read with Section 149 of the Companies Act, 2013 ("the Act").

The composition of the Board and Other Directorship / Committee Position, etc. as of March 31, 2023, is given below:

Name of the Director	Category of Directorship	**No. of outside Directorship (excluding SPL)		*No. of Chairpersonship / Membership in other Board / Committees (including SPL)		No. of Shares Held	Relationship with other Directors
		Public	Private	Chairperson	Member		
M. P. Taparia DIN No. 00112461	Chairperson (Non-Executive, Non-Independent / Promoter Director)	2	1	1	2	75466	Brother of Shri B. L. Taparia and uncle of Shri S. J. Taparia
Rajan B. Raheja DIN No. 00037480	Non-Executive, Non-Independent / Promoter Director	3	7	–	1	800	–
B. L. Taparia DIN No. 00112438	Non-Executive, Non-Independent	2	1	–	–	107688	Brother of Shri M. P. Taparia and uncle of Shri S. J. Taparia
S. J. Taparia DIN No. 00112513	Non-Executive, Non-Independent	2	1	–	2	76466	Nephew of Shri M. P. Taparia and Shri B. L. Taparia
R. Kannan DIN No. 00380328	Non-Executive, Independent	1	–	1	3	–	–
M. S. Ramachandran DIN No. 00943629	Non-Executive, Independent	2	–	–	1	–	–
Ameeta Parpia DIN No. 02654277	Non-Executive, Independent	4	1	4	10	109002	–
Dr. S. Sivaram DIN No. 00009900	Non-Executive, Independent	3	–	–	–	–	–
Rajeev Pandia DIN No. 00021730	Non-Executive, Independent	5	–	3	6	–	–
K V Mujumdar DIN No.08866096	Whole Time Director	–	–	–	–	6000	–

**Notes :**

- * Includes only Audit Committee and Stakeholders' Relationship Committee in all Public Limited Companies (whether listed or not) and excludes Private Limited Companies, Foreign Companies and Section 8 Companies.
- ** Does not include Directorship in Foreign Companies.

Except payment of sitting fee for attending the meeting(s) which is well within the threshold limit set by the Board, there is no pecuniary relationship or transaction between the Non-Executive Directors and the Company during the financial year 2022-2023.

Details of Directorship held by the Directors of the Company in other Listed Companies

Name of Director	Directorship held	Category of Directorship
M. P. Taparia DIN No. 00112461	The Supreme Industries Limited	Promoter & Managing Director
Rajan B. Raheja DIN No. 00037480	Exide Industries Limited Prism Johnson Limited	Non-Executive & Non-Independent Director Non-Executive & Non-Independent Director
B. L. Taparia DIN No. 00112438	The Supreme Industries Limited	Promoter & Non-Executive Director, Chairperson
S. J. Taparia DIN No. 00112513	The Supreme Industries Limited	Promoter & Executive Director
R. Kannan DIN No. 00380328	The Supreme Industries Limited	Non-Executive & Independent Director
M. S. Ramachandran DIN No. 00943629	Ester Industries Ltd. ICICI Prudential Life Insurance Co. Ltd.	Non-Executive & Independent Director Non-Executive & Independent Director
Ameeta Parpia DIN No. 02654277	Prism Johnson Limited Hathway Cable And Datacom Ltd. The Supreme Industries Limited	Non-Executive & Independent Director Non-Executive & Independent Director Non-Executive & Independent Director
Dr. S. Sivaram DIN No. 00009900	Apcotex Industries Ltd.	Non-Executive & Independent Director
Rajeev Pandia DIN No.00021730	GRP Ltd. Excel Industries Ltd. Thirumalai Chemicals Ltd. Ultramarine & Pigments Ltd. The Supreme Industries Limited	Non-Executive & Independent Director Non-Executive & Independent Director Non-Executive & Independent Director Non-Executive & Independent Director Non-Executive & Independent Director
K. V. Mujumdar	NIL	NIL

(II) Skills / Expertise / Competencies of Board of Directors:

The Core skills / expertise / competencies as identified by the Board of Directors, with a view to ensure effective functioning of the Company and as possessed by its directors with respect to the Company's operational affairs, are stated as hereunder:

Name of Directors	Details of skills/competencies
Dr. S. Sivaram, Shri M. S. Ramachandran, Shri R. Kannan	Petrochemicals
Shri M. P. Taparia, Shri Rajan B. Raheja, Shri B. L. Taparia,	
Shri S. J. Taparia, Shri M. S. Ramachandran, Shri Rajeev Pandia	Business Management
Shri M. P. Taparia, Shri S. J. Taparia	Marketing & Operations
Shri Rajan B. Raheja, Shri. R. Kannan	Finance & Banking
Dr. S. Sivaram, Shri Rajeev Pandia	Industry Developments/Technological Advancement
Ms. Ameeta Parpia	Legal/CSR
Shri K V Mujumdar	Plant Operations



(III) Board Procedure:

The Company complies with the requisite procedures mandated for conducting Board Meeting(s) as applicable to the Company in terms of the provisions of Secretarial Standard-1 and Companies Act, 2013.

The information as required under Schedule II Part A of the Listing Regulations 17(7) is made available to the Board. The Board also reviews, on a quarterly basis, the declaration made by the CFO and the Whole-Time Director of the Company regarding compliance with all applicable laws. The Manager and CFO have certified to the Board, inter-alia, the accuracy of financial statements and adequacy of internal controls for the financial reporting, in accordance with Regulation 17(8) read with Part B of Schedule II of Listing Regulations, for the financial year ended March 31, 2023. In addition to the information required under Regulation 17(7) read with Part A of Schedule II of the Listing Regulations, which is required to be placed before the Board, the Directors are also kept informed of vital events taking place with the Company and approvals obtained, whenever necessary.

The Company has not entered into any material related party transaction, during the year under review with any of the Promoters, Directors, and Senior Management Personnel etc. other than the transactions, if any, entered into in its ordinary course of business and at arm's length basis.

Declaration of Independence on Board

Based on the confirmation/disclosures received from the Directors and on evaluation of the relationships disclosed, the Board opines that all the Non-Executive - Independent Directors are independent in terms of the provisions of Section 149(6) of Companies Act, 2013 and Regulation 16(1)(b) of SEBI (Listing Obligations & Disclosure Requirements) Regulations, 2015 and are independent of the management.

(IV) Board Meetings:

During the year under review the Board met on 5 occasions i.e. April 27, 2022, July 22, 2022, August 02, 2022, October 27, 2022 and January 23, 2023. The maximum gap between two Board Meetings was less than 120 days. The minutes of the meetings of all the Board and Committees are circulated to all the Directors after incorporating the comments of the Directors.

(V) Details of attendance of Directors:

The names and categories of the Directors on the Board, their attendance at the Board meetings held during the year and at the last Annual General Meeting ("AGM") held through Video-Conferencing/ Other Audio-Visual Means are as below:

Name of the Director	Category of Directorship	Meetings held during the tenure of the Directors	Meetings Attended	Attendance at the Last AGM
M. P. Taparia	Chairperson (Non-Executive, Non-Independent / Promoter Director)	5	4	YES
Rajan B. Raheja	Non-Executive, Non-Independent / Promoter Director	5	5	YES
B. L. Taparia	Non-Executive, Non-Independent	5	5	YES
S. J. Taparia	Non-Executive, Non-Independent	5	5	YES
R. Kannan	Non-Executive, Independent	5	5	YES
M. S. Ramachandran	Non-Executive, Independent	5	5	YES
Ameeta Parpia	Non-Executive, Independent	5	5	YES
Dr. S. Sivaram	Non-Executive, Independent	5	4	NO
Rajeev Pandia	Non-Executive, Independent	5	5	YES
K. V. Mujumdar	Whole Time Director	5	5	YES

(VI) Code of Conduct:

The Company has adopted a Code of Conduct pursuant to the provisions of Regulation 17(5)(a) of SEBI (LODR) Regulations, 2015 which has been approved by the Board of Directors. The code is applicable to all Directors and Senior Management Employees of the Company. This code has been posted on the Company's website [www. supremepetrochem.com](http://www.supremepetrochem.com)

**Declaration by the Manager**

During the year under review, all the Directors, and Senior Management Employees of the Company have affirmed their adherence to the provisions of the code of conduct of Company applicable for its Board Members and Senior Management Employees.

N. Gopal
Manager

Place : Mumbai
Date : April 26, 2023

(VII) Code of Internal Procedure & Conduct for Regulating, Monitoring & Reporting of Trading by Insiders:

The Company has adopted Code of Conduct for prevention of insider trading which is based on the SEBI - Prohibition of Insider Trading Regulations, 2015. The Company follows strict guidelines in respect of insiders' stock trading and related disclosures. The Company Secretary is designated as Compliance Officer to oversee the implementation thereof. Requisite Disclosures are obtained from the Directors and Designated Employees of the Company. Under the aforesaid code all the Directors, KMPs and Designated Employees are required to conduct all their dealings in securities of the Company only during validly open trading window period after obtaining pre clearance from the Company, if applicable, as per the procedure described in the Company's Code for dealing in the securities of the Company. Company has also put Structured Digital Database (SDD) system in the Company, which is being used by Designated Persons (DPs) for UPSI as per legal requirement.

(VIII) Independent Directors:

Shri R. Kannan, Shri M. S. Ramachandran, Ms. Ameeta Parpia, Dr. S. Sivaram and Shri Rajeev Pandia were the Independent Directors on the Board of Directors of the Company as on March 31, 2023. The Independent Directors Shri R. Kannan, Shri M. S. Ramachandran, Ms. Ameeta Parpia and Dr. S. Sivaram continue to serve on the Board and will hold office for a consecutive term up to September 21, 2024; however Shri Rajeev Pandia, Director will hold office for a consecutive term up to April 25, 2024, pursuant to the provisions of Section 149(10) of the Companies Act, 2013.

Performance Evaluation Criteria for Independent Directors:

The Criteria for performance evaluation for Independent Directors includes:

- (1) Attends meetings regularly.
- (2) Understands business and regulatory, competitive and social environment in which the Company operates.
- (3) Understands strategic issues and challenges confronting the Company.
- (4) Demonstrates a solid understanding of his / her responsibility as a Director including his / her statutory and fiduciary roles and acts appropriately in his / her governance role.
- (5) Attends meetings well prepared to evaluate and / or add value to Agenda items presented to the Board.
- (6) Brings useful outside information and perspective to Board deliberations.
- (7) Contributes meaningfully to Board discussions, makes useful suggestions, provides strategic insight and directions.
- (8) Demonstrates an ability to identify the cost benefits and implications of Board decisions.
- (9) Demonstrates a strong understanding of financial statements, ratios and / or indices of performance and can see the issues behind the numbers.
- (10) Appropriately questions data and information presented to the Board for its deliberations.
- (11) Listens effectively to the ideas of others and view-points and encourages participation/contribution from other Directors.
- (12) Works effectively with fellow Directors to build consensus and manages conflict constructively.
- (13) Awareness about the developments regarding corporate governance.



Attendance at Independent Directors' Meeting:

Members	Category of Membership	Meetings held	Meetings Attended
M. S. Ramachandran	Chairperson (Non-Executive Independent)	1	1
R. Kannan	Non-Executive, Independent	1	1
Ameeta Parpia	Non-Executive, Independent	1	1
Dr. S. Sivaram	Non-Executive, Independent	1	1
Rajeev Pandia	Non-Executive, Independent	1	1

(IX) Evaluation of Directors

The Board conducted evaluation of Independent Directors pursuant to the provisions of Regulation 17(10) of SEBI (LODR) Regulations, 2015 and found them duly functioning with respect to their roles, scopes and functions and suitable to continue them as Independent Directors of the Company. The Independent Directors were also found to be appropriate in fulfilling their independence criteria as stipulated under the provisions of Section 149(6) of Companies Act, 2013 and Regulation 16(1)(b) of SEBI (LODR) Regulations, 2015.

During the year under review, the Independent Directors held their separate meeting on January 23, 2023 pursuant to the provisions of Section 149(8) of Companies Act, 2013 (read with Schedule IV thereto) and Regulation 25(3) and (4) of SEBI (LODR) Regulations, 2015 and evaluated the performance of Non-Independent Directors, the Board as a whole and the Chairperson of the Company and found them suitable to continue in the Company in their existing roles and capacity.

3. AUDIT COMMITTEE:

The Audit Committee's composition and terms of reference meets the requirements of provisions of Section 177 of the Companies Act, 2013 and Regulation 18 of the SEBI (Listing Obligations & Disclosure Requirements) Regulations, 2015.

(I) Brief description of terms of reference

The terms of reference of the Audit Committee covers the areas mentioned in Section 177 of the Act and Regulation 18 read with Part C of Schedule II to the Listing Regulations. The terms of reference of the Audit Committee, inter-alia are as follows:

- (1) Oversight of the Company's financial reporting process and the disclosure of its financial information to ensure that the financial statements are correct, sufficient and credible;
- (2) Recommendation for appointment, remuneration and terms of appointment of auditors of the Company and approval of payment to statutory auditors for any other services rendered by the statutory auditors;
- (3) Reviewing, with the management, the annual financial statements and auditor's report thereon before submission to the Board for approval. This would inter-alia include:
 - (a) Changes, if any, in accounting policies and practices and reasons for the same. Major accounting entries involving estimates based on the exercise of judgment by management. Significant adjustments made in the financial statements arising out of audit findings. Disclosure of any related party transactions;
- (4) Reviewing, with the management, the quarterly financial statements before submission to the Board for approval;
- (5) Review and monitor the auditor's independence and performance and effectiveness of audit process;
- (6) Scrutiny of inter-corporate loans and investments;
- (7) Evaluation of internal financial controls and risk management systems;
- (8) Discussion with internal auditors of any significant findings and follow up thereon;
- (9) Reviewing the findings of any internal investigations by the internal auditors into matters where there is suspected fraud or irregularity or a failure of internal control systems of a material nature and reporting the matter to the board;
- (10) To review the functioning of the whistle blower mechanism;
- (11) Approval of appointment of CFO (i.e., the whole-time Finance Director or any other person heading the finance function or discharging that function) after assessing the qualifications, experience and background, etc. of the candidate;



- (12) Review compliances of Company with respect to the SEBI (Prohibition and Insider Trading) Regulations, 2015 on annual basis.
- (13) (a) Review of Management discussion and analysis of financial condition and results of operations;
 (b) Review of Statement of significant related party transactions;
 (c) Letters, if any, issued by the statutory auditors regarding internal control weaknesses;
 (d) Review of quarterly statement of deviation(s) including report of monitoring agency submitted to stock exchange(s) in terms of Regulation 32 (1), if applicable
- (14) The Audit Committee has the following powers:
- (i) to investigate any activity within its terms of reference;
 - (ii) to seek information from any employee;
 - (iii) to obtain outside legal or other professional advice and
 - (iv) to secure attendance of outsiders with relevant expertise, if it considers necessary.

(II) Composition of the Committee, attendance of members at the meeting and other details

The Audit Committee of the Company is constituted in accordance with the provisions of Regulation 18 of the Listing Regulations and the provisions of Section 177 of the Act. The Company Secretary of the Company acts as the Secretary to the Committee.

During the year under review the Audit Committee met on 5 occasions i.e. April 27, 2022, July 22, 2022, October 27, 2022, January 23, 2023 and March 27, 2023. The gap between two Audit Committee Meetings did not exceed 120 days. Necessary quorum was present at the above Meetings.

The composition of the Audit Committee and the details of the meetings attended by its members during the Financial Year ended March 31, 2023 are as under:

Members	Category of Membership	Meetings held	Meetings Attended
R. Kannan	Chairperson (Non-Executive, Independent)	5	5
S. J. Taparia	Non-Executive, Non-Independent	5	5
Rajeev Pandia	Non-Executive, Independent	5	5
Ameeta Parpia	Non-Executive, Independent	5	5

Shri R. Kannan, Chairperson of the Audit Committee, was present at the AGM of the Company held on August 02, 2022.

4. NOMINATION AND REMUNERATION COMMITTEE:

The Nomination and Remuneration Committee (NRC) composition and terms of reference meet the requirements of provisions of Section 178(1) of the Companies Act, 2013 and Regulation 19 of the SEBI (Listing Obligations and Disclosure Requirements) Regulations, 2015.

(I) Brief description of terms of reference

The terms of reference of the NRC covers the areas mentioned in Section 178 of the Act and Regulation 19 read with Part D (A) of Schedule II to the Listing Regulations. The brief terms of reference of the NRC, are as follows:

- (1) Formulation of the criteria for determining qualifications, positive attributes and independence of a director and recommend to the Board a policy, relating to the remuneration of the Directors, Key Managerial Personnel (KMPs) and other Employees and evaluation of Independent Directors and the Board of Directors;
- (2) Devising a policy on diversity of Board of Directors;
- (3) Identifying persons who are qualified to become Directors and who may be appointed in Senior Management in accordance with the criteria laid down and recommend to the Board for their appointment / removal. Also specifying the manner for effective evaluation of performance of Board , its Committees and Independent Directors.
- (4) Directors whether to extend or continue the term of appointment of the Independent Director, on the basis of the report of performance evaluation of Independent Directors; and
- (5) Recommend to the Board, all remuneration, in whatever form, payable to senior management.

(II) Composition of the Committee, attendance of members at the meeting and other details

The NRC functions under the overall supervision of the Board of Directors of the Company. The Company Secretary of the Company acts as the Secretary to the Committee.

During the Year under review the NRC met on 1 occasion i. e. October 14, 2022. The composition of the NRC and details of its meeting attended by its members during the financial year ended March 31, 2023, are given below:

Members	Category of Membership	Meetings held	Meetings Attended
R. Kannan	Chairperson (Non-Executive, Independent)	1	1
S. J. Taparia	Non-Executive, Non-Independent	1	1
Ameeta Parpia	Non-Executive, Independent	1	1

5. REMUNERATION OF DIRECTORS :

Details of remuneration paid during the financial year 2022-2023:

a) Non-Executive, Non-Independent/Independent Directors

Name of the Directors	Category of Directorship	Nature of Remuneration (viz. Sitting Fees) (₹)	Amount Paid for corporate services of professional nature (₹)
M. P. Taparia	Chairperson (Non-Executive, Non-Independent / Promoter Director)	5,50,000/-	–
Rajan B. Raheja	Non-Executive, Non-Independent / Promoter Director	5,00,000/-	–
B. L. Taparia	Non-Executive, Non-Independent	5,00,000/-	–
S. J. Taparia	Non-Executive, Non-Independent	8,00,000/-	–
R. Kannan	Non-Executive, Independent	10,50,000/-	–
M. S. Ramachandran	Non-Executive, Independent	7,50,000/-	5,00,000/-
Ameeta Parpia	Non-Executive, Independent	9,00,000/-	–
Dr. S. Sivaram	Non-Executive, Independent	5,00,000/-	–
Rajeev Pandia	Non-Executive, Independent	9,00,000/-	–
TOTAL		64,50,000/-	5,00,000/-

b) Whole Time Director

Name of the Director	Category of Directorship	Elements of Remuneration	Amount (₹)		Performance Linked Incentive (PLI)
			Fixed	Variable	
K. V. Mujumdar	Whole Time Director	Salary, Allowances, Bonus, Retirement Benefits & Performance Incentives	1,24,82,220/-	19,76,352/-	(PLI) criteria linked to the Company and Employee's performance
TOTAL		–	1,44,58,572/-		–

Disclosure under Regulation 36(3) of SEBI (LODR), Regulations, 2015 read with Schedule V(C)(6) thereto:

Shri K. V. Mujumdar, Whole Time Director:

- (i) Service contract five years w.e.f 19.09.2020
- (ii) Notice period 3 months
- (iii) No severance fee payable.

The criteria for making payment to Non-Executive Directors are displayed on Company website www.supremepetrochem.com.

The Company does not make any payment to Non-Executive Directors other than sitting fees, duly approved by the Board, for attending meetings of the Board/ Committees.

The Company does not have any Employee Stock Option Scheme.

**6. STAKEHOLDERS RELATIONSHIP COMMITTEE:**

The Stakeholders' Relationship Committee has been constituted by the Board in compliance with the requirements of Section 178 (5) of the Act and Regulation 20 of the SEBI (LODR) Regulations, 2015.

(I) Brief description of terms of reference

The terms of reference of the Stakeholders Relationship Committee (SRC) covers the areas mentioned in Section 178 (5) of the Act and Regulation 20 read with Part D (B) of Schedule II to the Listing Regulations. The terms of reference of the SRC, inter-alia are as follows:

- (a) Resolving the grievances of the security holders of the Company including complaints related to transfer/transmission of shares, non-receipt of annual report, non-receipt of declared dividends, issue of new/duplicate certificates, general meetings etc;
- (b) Approve issue of duplicate share certificates.
- (c) Review of measures taken for effective exercise of voting rights by shareholders.
- (d) Deal suitably related to waiver of documents/requirements prescribed in cases of:
 - i) Transmission of shares
 - ii) Issue of duplicate share certificates
 - iii) Recording of updation of signatures by shareholders
- (e) Review of the various measures and initiatives taken by the Company for reducing the quantum of unclaimed dividends and ensuring timely receipt of dividend warrants/annual reports/ statutory notices by the shareholders of the Company.

(II) Composition of the Committee, attendance of members at the meeting and other details

The details of Stakeholders Relationship Committee Meetings (SRC) held during the year under review is listed below:

During the financial year 2022-2023, the SRC met 17 times i.e., on April 14, 2022, June 06, 2022, July 21, 2022, August 08, 2022, August 17, 2022, September 06, 2022, September 19, 2022, October 13, 2022, October 27, 2022, November 17, 2022, December 15, 2022, December 22, 2022, December 28, 2022, February 13, 2023, March 06, 2023, March 09, 2023 and March 31, 2023. Shri D.N.Mishra, Company Secretary is the Compliance Officer of the Company.

The composition of the SRC and the details of the meetings attended by its members during the financial year ended March 31, 2023, are as under:

Members	Category of Membership	Meetings held	Meetings Attended
M. P. Taparia	Chairperson (Non-Executive, Non-Independent / Promoter Director)	17	16
Rajan B. Raheja	Non-Executive, Non-Independent / Promoter Director	17	17
S. J. Taparia	Non-Executive, Non-Independent	17	17
Ameeta Parpia	Non-Executive, Independent	17	16

During the year under review, the Company received 1305 complaints including complaints through the Stock Exchanges (BSE/NSE) and the Securities and Exchange Board of India (SEBI) through SCORES and were resolved appropriately within due period. There were no pending complaints as on March 31, 2023.

7. FINANCE COMMITTEE:

The Company has constituted an independent Finance Committee of Directors on July 26, 2005.

(I) Brief Description and the terms of reference

- (a) Borrow money (including fund based and non-fund based) from banks or any other source including temporary loans;
- (b) Authorisation for creation of security on the Company's assets to secure the borrowings;
- (c) Authorisation to invest temporary surplus funds in money market investments and delegate financial powers for approved capital expenditure;

- (d) Opening/ Closing of bank accounts and authorise officials of the Company for operation of bank accounts;
- (e) Signing of documents w.r.t. seeking registrations, invoices/returns/documents and deeds etc.;
- (f) Fix bank wise limits for availing forward cover facilities for FOREX transactions and
- (g) Deal with any Package Scheme of Incentives related to Schemes announced by Central Government / State Government or any other Government / Semi Government Authorities.

(II) Composition of the Committee, attendance of members at the Meeting and other details

During the year under review the Finance Committee met on 5 occasions i.e. May 11, 2022, July 11, 2022, October 27, 2022, January 23, 2023 and March 10, 2023. The Company Secretary of the Company acts as the Secretary to the Committee.

The composition of the Finance Committee and the details of the meetings attended by its members during the financial year ended March 31, 2023, are as under:

Members	Category of Membership	Meetings held	Meetings Attended
M. P. Taparia	Chairperson (Non-Executive, Non-Independent / Promoter Director)	5	4
Rajan B. Raheja	Non-Executive, Non-Independent / Promoter Director	5	4
B. L. Taparia	Non-Executive, Non-Independent	5	3
S. J. Taparia	Non-Executive, Non-Independent	5	5
Ameeta Parpia	Non-Executive, Independent	5	5

8. CORPORATE SOCIAL RESPONSIBILITY COMMITTEE:

The Company has constituted a Corporate Social Responsibility Committee (CSR) on July 18, 2014 pursuant to the provisions of Section 135 of Companies Act, 2013 (read with Schedule VII thereto).

(I) Brief Description and the terms of reference

- a) To formulate and recommend to the Board a Corporate Social Responsibility Policy which shall indicate the activities to be undertaken by the Company in terms of Schedule VII of the Companies Act, 2013;
- b) To recommend the amount of expenditure to be incurred on the activities referred to in clause (a) above every year and
- c) Monitor the Corporate Social Responsibility Activities and Policy of the Company from time to time.

The Board has adopted the CSR Policy as formulated and recommended by the Committee. The CSR Policy is available on the website of the Company at www.supremepetrochem.com

(II) Composition of the Committee, attendance of members at the Meeting and other details

The CSR Committee functions under the overall supervision of the Board of Directors of the Company. During the year under review the CSR Committee comprising of the following Directors met on 2 occasions i.e. April 27, 2022 and January 23, 2023. The Company Secretary of the Company acts as the Secretary to the Committee.

The composition of the CSR Committee and the details of the meetings attended by its members during the financial year ended March 31, 2023, are as under:

Members	Category of Membership	Meetings held	Meetings Attended
M. P. Taparia	Chairperson (Non-Executive, Non-Independent / Promoter Director)	2	1
Rajan B. Raheja	Non-Executive, Non-Independent / Promoter Director	2	2
Ameeta Parpia	Non-Executive, Independent	2	2

9. RISK MANAGEMENT COMMITTEE:

The Company has constituted Risk Management Committee of the Company on July 18, 2018 pursuant to the provisions of Regulation 21 of the SEBI (LODR) Regulations, 2015

**(I) Brief Description and the terms of reference**

The Risk Management Committee of the Company has been entrusted with the responsibility to devise, review, monitor and recommend changes, if any, to the Company’s Risk Management Policy covering the risk applicable to the Company’s business including cyber security.

The Company has reviewed its Risk Management Policy on April 27, 2022 in line with the regulation 21 of SEBI (LODR) Regulations 2015 which inter-alia provides for review and assessment of the risk elements, mitigation / minimization procedure and also lays down procedures to inform the Board in the specific and significant matters of risk and periodical review of the procedures is also undertaken to ensure that executive management controls the risks through properly defined framework.

The role of the Committee is as below:

- (1) To formulate a detailed risk management policy which shall include:
 - a. A framework for identification of internal and external risks, in particular including financial, operational, sectoral, sustainability (particularly ESG related risks), information, cyber security risks or any other risk as may be determined by the Committee.
 - b. Measures for risk mitigation including systems and processes for internal control of identified risks.
 - c. Business continuity plan.
- (2) To ensure that appropriate methodology, processes and systems are in place to monitor and evaluate risks associated with the business of the Company;
- (3) To monitor and oversee implementation of the risk management policy, including evaluating the adequacy of risk management systems;
- (4) To keep the Board of Directors informed about the nature and content of its discussions, recommendations and actions to be taken;

The Risk Management Committee performs its functions under the overall supervision of the Board of Directors of the Company.

(II) Composition of the Committee, attendance of members at the Meeting and other details

During the year under review the Risk Management Committee Directors and Senior Executives met on 2 occasions i.e. September 16, 2022, and March 14, 2023. Requisite quorum was present at the Meetings. The Company Secretary of the Company acts as the Secretary to the Committee.

The composition of the Risk Management Committee and the details of the meetings attended by its members during the financial year ended March 31, 2023, are as under:

Members	Category of Membership	Meetings held	Meetings Attended
M. P. Taparia	Chairperson (Non-Executive, Non-Independent / Promoter Director)	2	2
M. S. Ramachandran	Non-Executive, Independent Director	2	2
R. Kannan	Non-Executive, Independent Director	2	2
N. Gopal	Manager	2	2
Rakesh Nayyar	CFO	2	2

10. PROJECT COMMITTEE:

The Company has constituted a Project Committee on January 21, 2021 to perform the functions, under the overall supervision of the Board of Directors of the Company.

(I) Brief Description and the terms of reference and functions

To evaluate capital expenditure schemes in excess of ₹ 50.00 crores to be undertaken by the Company, in terms of its technical feasibility, selection of technology, if any, and financial viability.

(II) Composition of the Committee, attendance of Members at the Meeting and other details

The Project Committee is to meet as many times as may be required in relation to new projects investments planned exceeding the threshold limit fixed.

During the year under review the Project Committee comprised of the following Directors and Senior Executives met on 1 occasion i.e. January 18, 2023. The Company Secretary of the Company acts as the Secretary to the Committee.

The composition of the Project Committee and the details of the meetings attended by its members during the financial year ended March 31, 2023 are as under:

Members	Category of Membership	Meetings held	Meetings Attended
M. P. Taparia	Chairperson (Non-Executive, Non-Independent / Promoter Director)	1	1
M. S. Ramachandran	Non-Executive, Independent	1	1
R. Kannan	Non-Executive, Independent	1	1
Rajeev Pandia	Non-Executive, Independent	1	1
N. Gopal	Manager	1	1
Rakesh Nayyar	CFO	1	1
K. V. Mujumdar	Whole Time Director	1	1

11. SUBSIDIARY COMPANY:

The Company does not have any subsidiary, hence it has not laid down any policy for determining material subsidiaries.

12. GENERAL BODY MEETINGS:

(I) Location and time, where last three AGMs were held

The last three Annual General Meetings of the Company were held as under:

Year	Location	Date	Time	Special Resolutions Passed	
2019-2020	31st	Meeting held through Video Conferencing (VC)/ Other Audio-Visual Means ("OVAM")	18.09.2020	4.00 p.m.	Yes
2020-2021	32nd	Meeting held through Video Conferencing (VC)/ Other Audio-Visual Means ("OVAM")	01.07.2021	4.30 p.m.	Yes
2021-2022	33rd	Meeting held through Video Conferencing (VC)/ Other Audio-Visual Means ("OVAM")	02.08.2022	4.00 p.m.	Yes

(II) Details of Special Resolutions, if any, passed at the last three Annual General Meetings:

(i) At the 31st Annual General Meeting held on September 18, 2020

Two Special Resolutions were passed pursuant to the provisions of 17(1A) of SEBI (LODR) Regulations 2015, with respect to the re-appointment of Shri M. P. Taparia and Shri S. J. Taparia as Non-Executive, Non-Independent Directors of the Company, who retire by rotation and has attained 75 years of age.

(ii) At the 32nd Annual General Meeting held on July 01, 2021, Four Special Resolutions were passed with respect to:

- a) Re-appointment of Shri B. L. Taparia - Non-Executive, Non-Independent Director of the Company, pursuant to the provisions of Section 17 (1A) of SEBI (LODR) Regulations, 2015 for having exceeded 75 years of age.
- b) Re-appointment of Shri N. Gopal as Manager of the Company pursuant to Section 196, 197 and 203 and other applicable provisions, if any, of the Companies Act, 2013 for a period of 3 years w.e.f. 01.04.2021 to 31.03.2024, for having exceeded 70 years of age.
- c) Appointment of Shri K. V. Mujumdar, as a Whole Time Director of the Company pursuant to Section 196, 197 and 203 and other applicable provisions, if any, of the Companies Act, 2013 for a period of 5 years w.e.f. 19.09.2020 to 18.09.2025, who may exceed 70 years of age during current tenure of his Directorship of the Company.
- d) Approval pertaining to related party transactions pursuant to the provisions of Section 188 of the Companies Act, 2013.

(iii) At the 33rd Annual General Meeting held on August 02, 2022

Two Special Resolutions were passed with respect to:



- a) Re-appointment of Shri M. P. Taparia – Non-Executive, Non-Independent / Promoter Director of the Company, pursuant to the provisions of Section 17 (1A) of SEBI (LODR) Regulations, 2015 for having exceeded 75 years of age.
- b) Re-appointment of Shri S. J. Taparia – Non-Executive, Non-Independent Director of the Company, pursuant to the provisions of Section 17 (1A) of SEBI (LODR) Regulations, 2015 for having exceeded 75 years of age.

No special resolution was passed through postal ballot during the financial year 2022-23.

13. MEANS OF COMMUNICATION:

(a) Financial Results

Shareholders are intimated through the press and the Company’s website: <http://www.supremepetrochem.com> of the quarterly performance and financial results of the Company. The quarterly results of Company and other including notices related to Shareholder of the Company are normally published in Business Standard and Pudhari, as the case may be. Announcement to Stock Exchanges are also displayed on the Company’s website. The website also displays Chairperson’s latest statement, the shareholding pattern, and the complete Annual Report of the Company.

(b) Annual Report

Pursuant to the MCA Circulars and SEBI Circulars, the Annual Report of F.Y. 2022-2023 containing the notice of AGM was sent through e-mails to all those Members whose e-mail IDs were registered with the Company/Depository Participant/KFin.

(c) Press Release/Analyst Call/ Investors Meet

5 presentations and 1 Investor meet on March 17, 2023 were made to investors/analysts during the year under review.

(d) Communication related to Dividend and Updation of records

The Company issues reminder letters to Shareholders from time to time whose dividend is outstanding and those whose shares are liable to transfer to IEPF in terms of IEPF Regulations. The Company has issued letters to the shareholders asking to update their KYC, etc.

14. GENERAL INFORMATION FOR SHAREHOLDERS:

I	Annual General Meeting	Tuesday, July 04, 2023
II	Time and Venue	4.00 p.m. In view of the continuing Covid-19 pandemic, the Ministry of Corporate Affairs (“MCA”) has vide its General Circular No. 10/2022 dated December 28, 2022 read with General Circular No. 20/2020 dated May 5, 2020, and General Circular No. 02/2022 dated May 5, 2022 (collectively referred to as “MCA Circulars”) and SEBI Circular No. SEBI/HO/CFD/PoD-2/P/CIR/2023/4 dated January 05, 2023 and as such there is no requirement to have a fixed venue for the AGM and sending Annual Report in hard copy. For details, please refer to the Notice of the AGM.
III	Period under review	April 1, 2022 to March 31, 2023
IV	Date of Book Closure	Wednesday, June 28, 2023 to Tuesday, July 04, 2023 (both days inclusive)
V	Dividend Payment Date	The Dividend, if declared at AGM, will be paid on or after July 19, 2023.
VI	Listing on Stock Exchanges	(i) BSE Limited, Phiroze Jeejeebhoy Towers, Dalal Street, Mumbai - 400 001 Tel No.: 022-22721233 / 34 Fax : 022-22721919 Stock Code / Symbol : 500405 / SPLPETRO (ii) The National Stock Exchange of India Ltd., Exchange Plaza, C-1, Block G, Bandra Kurla Complex, Bandra (East), Mumbai - 400 051 Tel No.: 022-26598100 – 14 / 022-66418100 Fax : 022-26598120 Stock Code / Symbol : SPLPETRO
VII	Payment of Listing Fees	The Company has paid Annual listing fees for the financial year 2023- 24 to each of the Stock Exchanges, where the equity shares of the Company are listed.
VIII	Payment of Depository Fees	Annual Custody / Issuer Fees for the year 2023-24 has been paid to CDSL and NSDL.



IX Market Price Data, High and Low during each month in the Financial Year 2022-23:

(In ₹)

Year	BSE Limited		The National Stock Exchange of India Ltd.	
	High	Low	High	Low
April 2022	980.15	899.95	981.00	899.90
May 2022	884.00	716.90	890.00	722.65
June 2022	936.00	725.00	937.00	834.10
July 2022	940.75	849.95	941.95	848.80
August 2022	860.00	770.00	859.85	715.90
September 2022	810.75	740.35	810.95	740.05
October 2022	788.70	673.00	788.00	675.00
November 2022	800.60	740.05	799.50	742.40
December 2022	802.45	723.05	799.00	722.60
January 2023	809.00	345.15	800.00	345.30
February 2023	398.90	358.55	399.00	362.55
March 2023	385.00	352.05	386.00	351.00

X Comparison with Indices:

	April 2022 Opening	March 2023 Closing	% Rise (Fall)
BSE Sensex	58530.73	58991.52	0.79
NSE Nifty	17436.90	17359.75	(0.44)
SPL Shares BSE	939.90	370.95	(60.53)
SPL Shares NSE	925.00	370.30	(59.96)

XI Name of the Depository with whom the Company has entered into Agreement:

		ISIN Number
1	National Securities Depository Limited	INE663A01033
2	Central Depository Services (India) Limited	INE663A01033

XII Registrar and Transfer Agent:

KFin Technologies Limited

Selenium Tower B, 6th Floor, Plot No. 31 & 32,
Gachibowli, Financial District,
Nanakramguda, Serilingampally, Hyderabad - 500 032, Telangana

Share Transfer System:

In terms of Regulation 40(1) of SEBI Listing Regulations, as amended, securities can be transferred only in dematerialized form with effect from April 1, 2019, except in case of request received for transmission or transposition of securities. Further, SEBI had fixed March 31, 2021 as the cut-off date for re-lodgement of transfer deeds and the shares that are re-lodged for transfer shall be issued only in de-mat mode. Members holding shares in physical form are requested to consider converting their holdings to dematerialized form at the earliest. Transfers of equity shares in electronic form are effected through the depositories with no involvement of the Company.

The members should also take note of following for due compliances:

- Physical Folios wherein KYC details are not available on or after October 01, 2023, shall be frozen and members will not be eligible to lodge grievance or avail service request from the RTA of Company.
- Effective April 01, 2024, members will not be eligible for receiving dividend in physical mode.
- After December 31, 2025, the frozen physical folios shall be referred by RTA/Company to the administering authority under the Benami Transactions (Prohibitions) Act, 1988 and or Prevention of Money Laundering Act, 2002.

**Dematerialization of Shares & Liquidity:**

Equity Shares of the Company can be held in the dematerialized form with either National Securities Depository Limited or Central Depository Services Limited. Around 98.51% Equity Shares out of the total 188041342 equity shares issued by the Company stands dematerialized up to March 31, 2023.

Assistance to Shareholders of the Company:

The Secretarial Department of the Company operates from its Registered Office situated at Andheri (East) in Mumbai. Additionally, the Company's Registrars and Share Transfer Agent, KFin Technologies Limited (KFIN) extend their assistance to the shareholders of the Company through their investor service offices situated at Ahmedabad, Bangalore, Chennai, Cochin, Jaipur, Kolkata, Lucknow, Mumbai (Fort & Andheri), New Delhi, Pune, Vadodara and Vijaywada.

Members are further requested to note that, our Registrar and Share Transfer Agents have launched a mobile application - KPRISM and a website <https://kprism.kfintech.com> for our investors. Now member(s) can download the mobile app and see their portfolio(s) serviced by KFIN like Dividend status, request for annual reports, change of address, change / update Bank mandate and download standard forms, etc. The android mobile application can be downloaded from Play Store by searching for "KPRISM".

For any assistance related to the Company's shares or for redressal of any grievance related thereto, the shareholder(s) can contact between 11.00 a.m. to 4.00 p.m. between Monday to Friday (except on bank holidays) or write to:

Contact Person	Address	Contact Details
Mr. D N Mishra Company Secretary	Secretarial Department, Supreme Petrochem Ltd, Solitaire Corporate Park, Building No. 11, 5th Floor, 167, Guru Hargovindji Marg, Andheri- Ghatkopar Link Road, Chakala, Andheri (East), Mumbai - 400093	Tel No.: 022-67091900 / 022-66935927 E-mail: investorhelpline@spl.co.in Website: www.supremepetrochem.com
Mr. Finian Lopez Secretarial Department		
Ms. Jean Bhandary Secretarial Department		

OR

Contact Person	Address	Contact Details
Shri Ganesh Patro	KFin Technologies Limited Unit: Supreme Petrochem Ltd, Selenium Tower B, 6th Floor, Plot No. 31 & 32, Gachibowli, Financial District, Nanakramguda, Serilingampally, HYDERABAD - 500 032, TELANGANA	Tel No.: 040-67161526/67162222 Toll Free No.:1800-3454-001 Fax No.: 040-23001153 E-mail: einward.ris@kfintech.com Website: www.kfintech.com
Shri Nageshwar Rao		

XIII Distribution of Shareholding (As on March 31, 2023):

No. of Equity Shares Held	No. of Shareholders	% of Shareholders	No. of Shares	% of Shareholding
1 – 5000	48536	97.93	15632408	8.31
5001 – 10000	470	0.95	3424762	1.82
10001 – 20000	255	0.51	3673217	1.95
20001 – 30000	89	0.18	2233676	1.19
30001 – 40000	42	0.08	1495463	0.80
40001 – 50000	28	0.06	1277818	0.68
50001 – 100000	61	0.12	4425283	2.35
100001 and above	82	0.17	155878715	82.90
TOTAL	49563	100.00	188041342	100.00



XIV Categories of Shareholders (As on March 31, 2023):

Sr. No.	Category	No. of Shareholders	No. of Shares held	% of Shareholding
1	Promoters	12	120803200	64.24
2	Mutual Funds	4	4168845	2.22
3	Foreign Portfolio Investors	87	3957094	2.10
4	Foreign Institutional Investors	2	15800	0.01
5	Foreign Nationals	1	400	0.00
6	Indian Public	47307	49824630	26.50
7	Trust	1	255408	0.14
8	Alternate Investment Fund	3	183838	0.10
9	Non-Resident Indian	1331	1207749	0.64
10	Clearing Members	12	42630	0.02
11	Non-Resident Indians Non Repatriable	448	616595	0.33
12	Bodies Corporate	348	3445153	1.83
13	IEPF	1	3475900	1.85
14	Banks	5	21100	0.01
15	Indian Financial Institutions	1	23000	0.01
	GRAND TOTAL	49563	188041342	100.00

XV Equity Shares in Suspense Account:

	No. of Shareholders	No. of Shares
Outstanding shares lying in the Unclaimed Suspense Account at the beginning of the year	7	1234
No. of shareholders who approached the Company for transfer of shares from the Unclaimed Suspense Account during the year	0	0
No. of shareholders to whom shares were transferred from Unclaimed Suspense Account during the year	0	0
No. of shareholders and the outstanding shares which were transferred to IEPF during the year	0	0
No. of shareholders and the outstanding shares lying in the Unclaimed Suspense Account at the end of the year	7	2468

The voting rights on the shares lying in the Unclaimed Suspense Account shall remain frozen until the rightful owner of such shares claims back their shares legitimately.

XVI Transfer of Unclaimed Dividend and Shares to the Investor Education and Protection Fund (IEPF):

The Investor Education and Protection Fund Authority (Accounting, Audit, Transfer and Refund) Rules, 2016 as amended by the Ministry of Corporate Affairs with effect from 28th February, 2017 (“the Rules”) inter-alia provides for transfer of all shares, in respect of which dividend has not been encashed by the shareholders for seven consecutive years or more, in the name of Investor Education and Protection Fund (IEPF) Account.

The Company uploads full details of such shareholders and shares due for transfer to IEPF Account on its website at www.supremepetrochem.com/investorrelations.

The details of the shares already transferred to IEPF are also uploaded on the Company’s website, as aforesaid.

The concerned shareholder(s), holding share(s) in physical form and whose share(s) are liable to be transferred to IEPF Account may note that the Company would be issuing duplicate share certificate(s) in lieu of such original share



certificate(s) held by them for the purpose of transfer of shares to IEPF Account as per respective Rules and upon such issue, the original share certificate(s) which are registered in the name of member(s) will stand cancelled automatically and will be deemed as non-negotiable. The shareholders may further note that the details uploaded by the Company on its website should be deemed as adequate notice in respect of issue of the duplicate share certificate(s) by the Company for the purpose of transfer of shares to IEPF Account pursuant to the respective Rules.

In case the shares are held in dematerialized mode, the Company will transfer these shares directly to the de-mat account of the IEPF Authority, in consonance with the respective IEPF rules/regulations, with the help of the depositories/depository participant.

In the absence of receipt of a valid request form alongwith necessary documents from the respective shareholders, the Company shall, with a view to comply with the requirements set out in the IEPF Rules, transfer the shares to IEPF Account as per procedure stipulated in the respective Rules without further notice and that no claim shall lie against the Company in respect of such unclaimed dividend amounts and shares transferred to IEPF A/c pursuant to the respective IEPF Rules. Both the unclaimed dividend and the shares transferred to IEPF Authority Account including all benefits accruing on such shares, if any, can be claimed back by the respective shareholder(s) from IEPF Authority directly after following their prescribed procedures and the details / requisite process thereof as available at www.iepf.gov.in.

For further clarification(s), if any, the concerned shareholders may contact KFin Technologies Limited, Unit:

Supreme Petrochem Ltd, Selenium Tower B, Plot 31-32, Gachibowli Financial District, Nanakramguda Hyderabad 500 032, TELANGANA, Toll Free No: 1800-4258-998, Phone No: 040-67161526, or may Email at einward.ris@kfintech.com quoting reference of their folio no. / demat account no.

XVII Plant Location:

- i) Amdoshi, Wakan Roha Road, Post Patansai, Nagothane, Taluka Roha, District Raigad, MAHARASHTRA - 402 106.
- ii) Ammulavoyil Village, Andrakuppam Post, Manali New Town, Chennai, Tamil Nadu - 600 103.

XVIII Address for Correspondence:

Registered Office -

Solitaire Corporate Park, Building No. 11, 5th Floor, 167, Guru Hargovindji Marg, Andheri - Ghatkopar Link Road, Chakala, Andheri (East), MUMBAI - 400 093. Tel No.022-67091900

XIX Outstanding ADRs/GDRs/Warrants or Any Convertible Instruments, Conversion Date And Likely Impact On Equity :

The Company does not have any outstanding ADRs/GDRs/Warrants or any Convertible Instruments

XX Commodity Price Risk or Foreign Exchange Risk & Hedging Activities:

International pricing and demand/ supply risk are inherent in the import of Styrene Monomer, the main raw material for the products of the Company. The Company enters into procurement contracts for import of Styrene Monomer on annual basis. The contracts specify the quantity and attributes for arriving at monthly pricing. However, a part of the requirement is sourced on spot basis so as to float with fluctuations in the market and to guard against price volatility. The Company has also linked part of its sales to raw material prices so that the Company has adequate cushion to protect its margin in the event of any increase/decrease in raw material costs.

The Company's main raw material and major additives are imported and therefore Company has a substantial exposure in foreign exchange currencies and thus associated risk thereof. To overcome the risk of foreign exchange volatility in market, Company's Board has approved a policy to hedge the risk by way of foreign exchange exposures by using appropriate hedging products. The Company, to some extent, has also hedged against the said risk by way of export receivables. There is no direct hedging available for the main raw material of Company viz. Styrene Monomer.

XXI Credit Ratings:

During the year under review, the Company has not issued any debt instrument or fixed deposit receipts etc. in India or abroad. Crisil Ratings Ltd has reaffirmed Long term rating at CRISILAA-/Stable and Short term rating at CRISIL A1+, for Company's working capital facilities from banks including Fund based and Non Fund based facilities for the year 2023. India Ratings & Research (Ind-RA) has revised Company's Long term rating of IND AA-/Positive/IND A1+ with stable outlook and Short term rating at IND AA-/Positive/IND A1+ for Company's fund and non-fund based working capital facilities from banks.

15. OTHER DISCLOSURES:

a. Basis of Related Party Transactions

The Company places all the details of Related Party Transactions before the Audit Committee periodically, however there was no material Related Party Transactions during the financial year 2022-23. List of Related Party Transactions as required in terms of Ind AS 24 issued by the Institute of Chartered Accountants of India, forms part of the Notes to the Accounts in the Financial Statement of Annual Report (Please refer to Notes to Account No 46). However, these transactions are not likely to have any potential conflict with the interest of the Company due to being on an arm's length basis and in ordinary course of business. The policy on dealing with Related Party Transactions is available on the Company's website on the link www.supremepetrochem.com

b. Disclosure of Accounting Treatment

The Company has followed all relevant Indian Accounting Standards notified under Section 133 of the Companies Act, 2013 read together with Rule 3 of the Companies (Indian Accounting Standards) Rules 2015.

c. Proceeds from Public Issues, Right Issues or Preferential Issues etc.

During the year under review the Company has not raised any proceeds from Public Issue, Right Issue or Preferential Issue.

d. Disclosure related to non-Compliances etc. of the Company

There were no instances of non-compliance or imposing penalty, and no stricture were issued against the Company by Stock Exchanges or SEBI or any other statutory/regulatory authority for any matter related to capital markets, during the last three years. Meeting of Risk Management Committee was conducted on 16.09.2022 with delay of 11 days due to non-availability of requisite quorum.

e. Whistle Blower Policy/Vigil Mechanism

A Whistle Blower Policy/ Vigil Mechanism has been adopted by the Board of Directors. During the year under review, there was no complaint with respect to any unethical conduct etc. by any stakeholder or employee/personnel of the Company. No stakeholder or employee/personnel has been declined access to the Audit Committee or its Chairperson in case of any such demand by them.

f. Disclosures as required under Schedule V(C) (10)(I) of the Listing Regulations in relation to the Sexual Harassment of Women at Workplace (Prevention, Prohibition and Redressal) Act, 2013 is disclosed in the Board's Report.

g. The total fees paid to the Statutory Auditors of the Company during Financial Year 2022-23 amounts to ₹ 30.86 Lakhs for all the services rendered by them to the Company.

h. The Company has complied with all the mandatory requirements of the Listing Regulations relating to Corporate Governance applicable to the Company as per the Provisions of SEBI (LODR) Regulations, 2015 and Companies Act, 2013 except the delay of 11 days between two Risk Management Committee Meeting held on 08.03.2022 and 16.09.2022 which led to lapse of 191 days in lieu of 180 days (as mandated under Regulation 21(3C) of SEBI LODR, 2015) computed on continuous basis, due to unavailability of requisite quorum. The status of compliances thereof including the non-mandatory requirements are as under:

For Discretionary Requirements [Regulation 27(1)] of the SEBI (Listing Obligations & Disclosure Requirements) Regulations 2015 and Schedule II (E) thereto, the Company has complied with that by having separate post of Chairperson and CEO viz. Manager and by allowing the Internal Auditors to report directly to the Audit Committee, whenever required.

Clause	Head	Status
17	Board of Directors	Complied
18	Audit Committee	Complied
19	Nomination and Remuneration Committee	Complied
20	Stakeholders Relationship Committee	Complied
21	Risk Management Committee	Complied
22	Vigil Mechanism	Complied
23	Related Party Transaction	Complied
24	Corporate Governance requirements with respect to Subsidiary of Listed Entity	N.A.
25	Obligations with respect to Independent Directors	Complied



Clause	Head	Status			
26	Obligations with respect to Directors and Senior Management	Complied			
27	Other Corporate Governance requirements	Complied			
46	2	b	Terms and conditions of appointment of Independent Director	Complied	
		c	Composition of various Committees of Board of Directors	Complied	
		d	Code of Conduct of Board of Directors and Senior Management personnel	Complied	
		e	Establishment of Vigil Mechanism and Whistle Blower Policy	Complied	
		f	Criteria for making payments to Non-Executive Directors	Complied	
		g	Policy on dealing with related party transaction	Complied	
		h	Policy for determining 'material' subsidiaries	N.A.	
		i	Details of familiarization programmes imparted to Independent Directors	Complied	
			Duration of Familiarization Programme for Independent Directors		
	(a)		No. of programmes attended by Independent Director (during the year and on a cumulative basis till date)	During the year	5
				Cumulative	33
	(b)		No. of hours spent by Independent Directors in such programmes (during the year and on a cumulative basis till date)	During the year	4.50
				Cumulative	27.05

i. Familiarization Programme for Independent Directors - 2022-23

The following familiarization programme were held for the Independent Directors during the year under review:

- Overview of performance of all verticals of Company PS/EPS/XPS/SPC and SM supply and price movements.
- Expansion Projects status of PS/EPS/ABS at Manali and Amdoshi Plant locations of the Company and project cost/ outlay etc.
- Zero Liquid Effluent Discharge (ZLD) system of the Company.
- Impact of Single Use Plastic ban on Company's operations.
- Review of risk emerging out of external environment viz. Ukraine and Russia conflict, supply chain disruptions, on going impact of COVID-19.
- Extended Producers Responsibility (EPR) and CPCB directives, as applicable to the Company and impact thereof.
- Structured Digital Database (SDD) operational system in terms of SEBI (PIT) Regulations, 2015.

The Company is in compliance with the mandatory requirements of Corporate Governance provisions as per SEBI (LODR) Regulations, 2015 and Companies Act, 2013 to the extent of its applicability to the Company. The details of familiarization programme conducted for the Independent Directors are displayed on Company's website www.supremepetrochem.com

16. COMPLIANCE CERTIFICATE TO THE BOARD OF DIRECTORS BY MANAGER & CHIEF FINANCIAL OFFICER (Issued in accordance with the provisions of Regulation 17(8) of the SEBI (LODR) Regulations, 2015)

- A. We have reviewed the financial statements and the cash flow statement for the financial year 2022-23 and believe to the best of our knowledge that:
- (1) these statements do not contain any materially untrue statement or omit any material fact or contain statements that might be misleading.
 - (2) these statements together present a true and fair view of the listed entity's affairs and are in compliance with existing accounting standards, applicable laws and regulations.
- B. To the best of our knowledge and belief, no transactions entered into by the Company during the year are fraudulent, illegal or violative of the Company's code of conduct.
- C. We accept responsibility for establishing and maintaining internal controls for financial reporting and that we have



evaluated the effectiveness of internal control systems of the Company pertaining to financial reporting and we have disclosed to the auditors and the audit committee, deficiencies in the design or operation of such internal controls, if any, of which we are aware and the steps we have taken or propose to take to rectify these deficiencies.

D. We have indicated to the auditors and the audit committee that:

- (1) there are no significant changes in internal control over financial reporting during the year;
- (2) there are no significant changes in accounting policies during the year and that the same have been disclosed in the notes to the financial statements and
- (3) there are no instances of significant fraud of which we have become aware and the involvement therein, if any, of the management or an employee having a significant role in the Company's internal control system over financial reporting.

N. GOPAL
Manager

RAKESH NAYYAR
CFO

The above certificate was placed before the Board at its meeting held on April 26, 2023.

17. MANAGEMENT DISCUSSION AND ANALYSIS:

The Management Discussion and Analysis Report is annexed separately to the Annual Report forming its integral part.

18. CERTIFICATE RELATED TO CORPORATE GOVERNANCE COMPLIANCE DURING FINANCIAL YEAR 2022-23 AND DIRECTOR'S DISQUALIFICATION / DEBARMENT:

A Certificate issued by M/s Parikh & Associates, Practicing Company Secretaries for compliances of Corporate Governance provisions applicable to the Company is annexed herewith vide Annexure A.

A Certificate issued by M/s. Parikh & Associates, Practicing Company Secretaries, that none of the Directors on the Board of the Company has been debarred or disqualified from being appointed or continuing as directors of Company by the Securities and Exchange Board of India, Ministry of Corporate Affairs or any such statutory authority is also annexed herewith vide Annexure B.

For and on behalf of the Board

Place: Mumbai
Date: April 26, 2023

M. P. Taparia
Chairperson

Website : Please visit us at <http://www.supremepetrochem.com> for financial and other information about the Company.



ANNEXURE A

PRACTISING COMPANY SECRETARIES' CERTIFICATE ON CORPORATE GOVERNANCE

To the Members of
Supreme Petrochem Limited

We have examined the compliance of the conditions of Corporate Governance by Supreme Petrochem Limited ('the Company') for the year ended on March 31, 2023, as stipulated under Regulations 17 to 27, clauses (b) to (i) and (t) of sub-regulation (2) of Regulation 46 and para C, D & E of Schedule V of the Securities and Exchange Board of India (Listing Obligations and Disclosure Requirements) Regulations, 2015 ("SEBI Listing Regulations").

The compliance of the conditions of Corporate Governance is the responsibility of the management. Our examination was limited to the review of procedures and implementation thereof, as adopted by the Company for ensuring compliance with conditions of Corporate Governance. It is neither an audit nor an expression of opinion on the financial statements of the Company.

In our opinion and to the extent of information provided by the Company and according to the explanations given to us, and the representations made by the Directors and the management and considering the relaxations granted by the Ministry of Corporate Affairs and Securities and Exchange Board of India warranted due to the spread of the COVID-19 pandemic, we certify that subject to the statements made in para 15d and 15h of the report, the Company has generally complied with the conditions of Corporate Governance as stipulated in the SEBI Listing Regulations for the year ended on March 31, 2023.

We further state that such compliance is neither an assurance as to the future viability of the Company nor of the efficiency or effectiveness with which the management has conducted the affairs of the Company.

For **Parikh & Associates**
Practising Company Secretaries

Shalini Bhat
Partner

FCS No: 6484 CP No: 6994
UDIN: F006484E000194199
PR No.: 1129/2021

Mumbai, April 26, 2023



ANNEXURE B

CERTIFICATE

To,

The Members of

Supreme Petrochem Limited

Solitaire Corporate Park, Bldg. No.11,
5th Floor, 167, Guru Hargovindji Marg,
Chakala, Andheri (East), Mumbai : 400093
Maharashtra

We have examined the relevant registers, records, forms, returns and disclosures received from the Directors of Supreme Petrochem Limited having CIN L23200MH1989PLC054633 and having registered office at Solitaire Corporate Park, Bldg. No.11, 5th Floor, 167, Guru Hargovindji Marg, Chakala, Andheri (East), Mumbai : 400093 (hereinafter referred to as 'the Company'), produced before us by the Company for the purpose of issuing this Certificate, in accordance with Regulation 34(3) read with Schedule V Para-C Sub clause 10(i) of the Securities and Exchange Board of India (Listing Obligations and Disclosure Requirements) Regulations, 2015.

In our opinion and to the best of our information and according to the verifications (including Directors Identification Number (DIN) status at the portal www.mca.gov.in) as considered necessary and explanations furnished to us by the Company & its officers and considering the relaxations granted by the Ministry of Corporate Affairs and Securities and Exchange Board of India warranted due to the spread of the COVID-19 pandemic, We hereby certify that none of the Directors on the Board of the Company as stated below for the Financial Year ending on 31st March, 2023 have been debarred or disqualified from being appointed or continuing as Directors of companies by the Securities and Exchange Board of India, Ministry of Corporate Affairs, or any such other Statutory Authority.

S. No.	Name of Director	DIN	Date of Appointment in Company *
1.	Mahavirprasad Surajmal Taparia	00112461	14/12/1989
2.	Rajan Beharilal Raheja	00037480	14/12/1989
3.	Bajranglal Surajmal Taparia	00112438	22/11/1993
4.	Shivratan Jeetmal Taparia	00112513	22/11/1993
5.	Madras Seshamani Ramachandran	00943629	26/07/2005
6.	Ramanathan Kannan	00380328	17/07/2005
7.	Ameeta Aziz Parpia	02654277	24/04/2013
8.	Sivaram Swaminathan	00009900	23/09/2014
9.	Rajeev Mahendra Pandia	00021730	26/04/2019
10.	Kiran Vasant Mujumdar	08866096	19/09/2020

*The dates of appointment are as per MCA portal.

Ensuring the eligibility of for the appointment /continuity of every Director on the Board is the responsibility of the management of the Company. Our responsibility is to express an opinion on these based on our verification. This certificate is neither an assurance as to the future viability of the Company nor of the efficiency or effectiveness with which the management has conducted the affairs of the Company.

For **Parikh & Associates**
Practising Company Secretaries

Shalini Bhat
Partner

FCS No: 6484 CP No: 6994
UDIN: F006484E000194243
PR No.: 1129/2021

Place : Mumbai
Date : April 26, 2023



BUSINESS RESPONSIBILITY & SUSTAINABILITY REPORT (BRSR)

FOREWORD

As we stand at the brink of a new year, Supreme Petrochem Ltd (SPL) is proud to present its second Business Responsibility and Sustainability Report (BRSR) for the financial year 2022-23. SPL endeavours to adopt and incorporate ESG practices into its system and align with the disclosure requirements of the BRSR. SPL is publishing BRSR for financial year 2022-23 to confirm its commitment on ESG. With an aim to create value for all its stakeholders, SPL has adopted a holistic approach to ensure a well-rounded performance for the organization, not only in terms of financial performance but also in its ESG practices. SPL as a responsible organization, has always focused on inclusive growth for all its stakeholders along with enhancing its business operations in a sustainable manner. The Company aims to continue strengthening its ESG efforts with each passing year to accelerate the embedding of sustainability in its business ecosystem to place SPL on a positive trajectory with regards to achieving sustainability across all operations. SPL strives to continue its business operations across the value chain in an ethical, responsible, and sustainable manner.

(M. P. Taparua)

Chairperson



SECTION A: GENERAL DISCLOSURES

I. DETAILS OF THE LISTED ENTITY

1	Corporate Identity Number (CIN) of the Company	L23200MH1989PLC054633
2	Name of the Company	Supreme Petrochem Ltd (SPL)
3	Year of incorporation	1989
4	Registered office address	Solitaire Corporate Park, Building No. 11, 5th Floor, 167, Guru Hargovindji Marg, Chakala, Andheri East, Mumbai- 400 093
5	Corporate address	Solitaire Corporate Park, Building No. 11, 5th Floor, 167, Guru Hargovindji Marg, Chakala, Andheri East, Mumbai- 400 093
6	E-mail	<i>Investorhelpline@spl.co.in</i>
7	Telephone	+91 22 67091900
8	Website	<i>www.supremepetrochem.com</i>
9	Financial year for which reporting is being done	2022-23
10	Name of the Stock Exchange(s) where shares are listed	BSE Limited (BSE) National Stock Exchange of India (NSE)
11	Paid-up Capital	₹ 3,760.88 lakhs
12	Name and contact details (telephone, email address) of the person who may be contacted in case of any queries on the BRSR report	Shri K. V. Mujumdar Director (Operations) Tel No: 02194-22100 E-Mail ID: kv_mujumdar@spl.co.in
13	Reporting boundary	Disclosures made in this report are on standalone basis and pertain to only SPL.

II. PRODUCTS/SERVICES

14. Details of business activities (accounting for 90% of the turnover):

Sr. No.	Description of Main Activity	Description of Business Activity	% of Turnover of the entity
1.	Manufacturing	Manufacturing of Petrochemical downstream products	77%
2.	Trading	Trading of raw materials	23%

15. Products/Services sold by the entity (accounting for 90% of the entity's Turnover):

Sr. No.	Product/Service	NIC Code	% of total Turnover contributed
1.	Polystyrene, Expandable Polystyrene, Master Batches and Polymer Compounds	201	77%

III. OPERATIONS:

16. Number of locations where plants and/or operations/offices of the entity are situated:

Location	Number of plants	Number of offices	Total
National	2	4	6
International	NA	NA	NA

Note: SPL operates only in India, however, products are exported globally.

17. Markets served by the entity:

a. Number of locations

Locations	Number
National (No. of States)	Pan India
International (No. of Countries)	SPL has a customer base across 100 countries and catered to customers across 52 countries in Financial Year 2022-23.



b. What is the contribution of exports as a percentage of the total turnover of the entity?

SPL has a footprint across 100 countries in the world. In Financial Year 2022-23, approximately 6.33% of total volume was exported by SPL to international customers across 52 countries.

c. A brief on types of customers

Operating in the Business to Business (B2B) market segment, SPL works mainly with Original Equipment Manufacturers (OEMs) and manufacturing companies. The sectors that the Company caters to can be enlisted as follows:

- OEMs of air conditioners, refrigerator parts, and washing machine parts.
- Manufacturers of air cooler bodies, water heater/geyser bodies, cutlery items, dairy products, TV and computer parts, stationery items, imitation jewellery, packaging of electronic and electrical appliances for cushioning, fish/ fruits/ vegetables/ pharma packing, blocks, and sheets for false ceiling etc.

IV. EMPLOYEES:

18. Details as at the end of Financial Year:

a. Employees and workers (including differently abled):

Sr. No.	Particulars	Total	Male		Female	
		(A)	No. (B)	% (B/A)	No. (C)	% (C/A)
EMPLOYEES						
1.	Permanent (D)	405	380	93.8%	25	6.2%
2.	Other than Permanent (E)	38	37	97.4%	1	2.6%
3.	Total Employees (D + E)	443	417	94.1%	26	5.9%
WORKERS						
4.	Permanent (F)	0	0	0%	0	0%
5.	Other than Permanent (G)	265	254	95.8%	11	4.2%
6.	Total Workers (F + G)	265	254	95.8%	11	4.2%

b. Differently abled Employees and Workers:

Sr. No.	Particulars	Total	Male		Female	
		(A)	No. (B)	% (B/A)	No. (C)	% (C/A)
DIFFERENTLY ABLED EMPLOYEES						
1.	Permanent (D)	0	0	0	0	0
2.	Other than Permanent (E)	0	0	0	0	0
3.	Total differently abled Employees (D + E)	0	0	0	0	0
DIFFERENTLY ABLED WORKERS						
4.	Permanent (F)	0	0	0	0	0
5.	Other than permanent (G)	0	0	0	0	0
6.	Total differently abled Workers (F + G)	0	0	0	0	0

19. Participation/Inclusion/Representation of Women

Particulars	Total	No. and percentage of Females	
	(A)	No. (B)	% (B/A)
Board of Directors	10	1	10%
Key Management Personnel	4	0	0%

20. Turnover rate for permanent employees and workers

(Disclose trends for the past 3 years)

	FY 2022-23			FY 2021-22			FY 2020-21		
	Male	Female	Total	Male	Female	Total	Male	Female	Total
Permanent Employees	9%	8%	9%	10%	13%	10%	8%	5%	8%
Permanent Workers	-	-	-	-	-	-	-	-	-

V. HOLDING, SUBSIDIARY AND ASSOCIATE COMPANIES (INCLUDING JOINT VENTURES)

21. (a) Names of holding / subsidiary / associate companies / joint ventures

SPL does not have any holdings, subsidiary companies, associate companies or joint ventures.

VI. CSR DETAILS

22.	(i)	Whether CSR is applicable as per section 135 of Companies Act, 2013:	Yes
	(ii)	Turnover	₹ 5,287.20 Cr.
	(iii)	Net worth	₹ 1,843.87 Cr.

List of activities in which expenditure for above has been incurred:	
1.	Initiation of activities related to contribution to Health Center at nearby villages of plant
2.	Contribution to Society for Rehabilitation of Paraplegics (SRP), an established NGO
3.	Contribution for blood component separation unit
4.	Provision of E-learning facilities for Schools
5.	Provision of Anganwadis
6.	Provision of Public Toilets for nearby villages
7.	Contribution for promoting sports
8.	Awareness for post-consumer e-waste collection and provision of re-cycling of EPS waste
9.	Contribution for education, mid-day meal, youth skilling, elderly care etc.

VII. TRANSPARENCY AND DISCLOSURES COMPLIANCES

23. Complaints/Grievances on any of the principles (Principles 1 to 9) under the National Guidelines on Responsible Business Conduct:

SPL's Code of Conduct along with Vigil Mechanism and Whistleblower Policy encompass Company's ethics, core values, integrity principles, conflict of interest management, and grievance redressal mechanism along with oversight of Board of Directors and role of top management. The Vigil Mechanism provides a platform for all stakeholders to report any actual or potential malpractices. The Company's policies for grievance redressal can be accessed at:

- https://www.supremepetrochem.com/brr_policies.htm
- https://www.supremepetrochem.com/brsr_policies.htm

As a result of Company's core values and long-standing ethical behaviour, during Financial Year 2022-23 there were no complaints/grievances by any stakeholder pertaining to child labour, forced labour, corruption/ bribery, safety and sexual harassment etc.

Stakeholder group from whom complaint is received	Grievance Redressal Mechanism in Place (Yes/No) <i>(If yes, then provide web-link for grievance redress policy)</i>	FY 2022-23			FY 2021-22		
		Number of complaints filed during the year	Number of complaints pending resolution at close of the year	Remarks	Number of complaints filed during the year	Number of complaints pending resolution at close of the year	Remarks
Communities	Yes	0	0	–	0	0	–
Shareholders	Yes	0	0	–	0	0	–
Investors (other than shareholders)	Yes	0	0	–	0	0	–
Employee and Workers	Yes	0	0	–	0	0	–
Customers	Yes	0	0	–	0	0	–
Value Chain Partners	Yes	0	0	–	0	0	–



24. Overview of the entity’s material responsible business conduct issues

Please indicate material responsible business conduct and sustainability issues pertaining to environmental and social matters that present a risk or an opportunity to your business, rationale for identifying the same, approach to adapt or mitigate the risk along-with its financial implications, as per the following format:

Sr. No.	Material issue Identified	Indicate Whether Risk or Opportunity	Rationale for identifying Risk / Opportunity	In case of risk, approach to adapt or mitigate	Financial implications of the risk or opportunity (Indicate positive or negative implications)
1	Occupational Health and Safety (OHS) and Environment Safety	Risk and Opportunity	<p>Risk: Being manufacturing Company of petrochemical downstream products, the health and safety of workforce is an inherent risk and non-compliance of safety norms can negatively impact brand image.</p> <p>Opportunity: Strong internal controls and governance mechanism enhances employee/ workers safety and overall health well-being, leading to productive employees/ workers.</p>	<p>Proactive assessment of health and environmental risks adopting various methods such as Quantitative Risk Assessment (QRA), Preliminary Hazard Analysis (PHA), Job Safety Analysis (JSA), Environmental Impact Assessment (EIA).</p> <p>Developing appropriate remedial action plans and implementation strategies for exercising appropriate risk controls, remedial actions, and grievance redressal mechanism.</p>	<p>Risk: Negative</p> <p>Opportunity: Positive</p>
2	Business Ethics, Compliance, and Governance	Risk and Opportunity	<p>Risk: Negative brand reputation due to non-compliance with regulatory and legal requirements.</p> <p>Opportunity: Timely and effective compliance with regulatory and legal mandates, augment good ethical behavior within the Company across all levels.</p>	<p>A strong internal committee comprising of key managerial personnel exists who are responsible and accountable for ensuring effective, timely, and appropriate compliance with regulatory and legal mandates.</p> <p>To be abreast on regulatory and mandatory changes as per laws, make appropriate internal modifications in systems and control to capture and internalize the changes.</p>	<p>Risk: Negative</p> <p>Opportunity: Positive</p>
3	Employee Well-being	Opportunity	Engaging in employee wellbeing, satisfaction, growth, overall development, and non-monetary benefits to employees results in employee loyalty with higher degree of productivity.	-	Positive



Sr. No.	Material issue Identified	Indicate Whether Risk or Opportunity	Rationale for identifying Risk / Opportunity	In case of risk, approach to adapt or mitigate	Financial implications of the risk or opportunity (Indicate positive or negative implications)
4	Waste Management	Risk and Opportunity	<p>The hazardous waste should be stored safely inside the premises and scientifically disposed through authorized/ approved disposal facilities to avoid/ reduce the impact on environment.</p> <p>Through effective management of waste generated by the process, reduction in disposal costs as well as resource conservation.</p>	<p>Hazardous waste generated through the process is safely stored, monitored, and scientifically disposed through State Pollution Control Board approved Common Hazardous Waste Treatment, Storage and Disposal Facility.</p> <p>Documented procedure for handling and management of waste generated by the process is in practice.</p>	<p>For the risk – Negative</p> <p>For the Opportunity – Positive</p>
5	Water Stewardship	Opportunity	Water efficiency, reducing water wastage, recycling water, and reusing the treated wastewater for gardening or within premises.	Ensure optimal utilization of water resources, efficient usage of water, i.e., in a socially equitable, environmentally sustainable and economically beneficial manner for continuous improvement in reduction in water consumption.	<p>Negative.</p> <p>Even though financial implication of implementing the zero liquid discharge scheme is negative, it will help in recycling of water which will reduce impact on the environment.</p>
6	Human Rights	Risk	Being a Global Supplier, failure in compliance with human rights standards, results in regulatory fines/ penalties, lower brand reputation, and create negative impression in mind of investors.	<p>Delve deep in gauging the key Human Rights elements, critical to Company and business operations-set up strong internal controls, systems, and mechanism in place to effectively and in timely manner address risk, challenges, and threats (if any).</p> <p>In addition to mechanism, identify key person in-charge to be responsible and accountable for managing Human Rights activities end-to-end and across value chain</p>	Negative



Sr. No.	Material issue Identified	Indicate Whether Risk or Opportunity	Rationale for identifying Risk / Opportunity	In case of risk, approach to adapt or mitigate	Financial implications of the risk or opportunity (Indicate positive or negative implications)
7	Risk Management and Cybersecurity	Risk	Inadequate enterprise risk mapping and management system leads to inefficiencies across the entire business operations, resulting in financial burdens and lower brand value.	Board level oversight on risk management along with comprehensive Enterprise Risk Management (ERM) exercise ensures timely catching of actual and potential threats and risks; developing actionable mitigation steps to address the concerns. Cross-functional interactions along with core risk management committee, ensures timely remedial actions on the identified risks.	Negative
8	Energy Management	Opportunity	Leveraging renewable energy and reducing non-renewable source for energy consumption, also adopting energy efficient solutions.	-	Positive
9	Supply Chain Management	Risk and Opportunity	Risk: Inefficiencies in the supply chain and high dependency on limited suppliers/ vendors can cause supply chain disruptions in case of external shocks. Opportunity: Maintaining strong and long-standing relationship with suppliers/ vendors through effective relationship management and drive responsible procurement/ sourcing practices.	Regular stakeholder interactions while adding value to its business relationships since the beginning have resulted in Company holding on to its decades-old supplier base. Engaging in awareness, communication, and interaction sessions with suppliers result in positive relationship bonding and enhancing responsible and sustainable operations in supply chain.	Positive
10	Community Development	Opportunity	Going beyond the fence and investing in holistic development of the community, results in higher brand value as a social conscious brand.	-	Negative

Sr. No.	Material issue Identified	Indicate Whether Risk or Opportunity	Rationale for identifying Risk / Opportunity	In case of risk, approach to adapt or mitigate	Financial implications of the risk or opportunity (Indicate positive or negative implications)
11	Customer Education and Awareness	Opportunity	Driving sustainable and responsible consumption by providing the customers/ consumers with appropriate, adequate, and safety standards and guidelines; create a strong customer/ consumer loyalty base.	–	Positive

SECTION B: MANAGEMENT AND PROCESS DISCLOSURES

The National Guidelines for Responsible Business Conduct (NGRBC) as prescribed by the Ministry of Corporate Affairs advocates nine principles referred as P1-P9 as given below:

Principle 1	Businesses should conduct and govern themselves with integrity in a manner that is ethical, transparent and accountable
Principle 2	Businesses should provide goods and services in a manner that is sustainable and safe
Principle 3	Businesses should respect and promote the well-being of all employees, including those in their value chains
Principle 4	Businesses should respect the interests of and be responsive towards all its stakeholders
Principle 5	Businesses should respect and promote human rights
Principle 6	Businesses should respect, protect, and make efforts to restore the environment
Principle 7	Businesses when engaging in influencing public and regulatory policy, should do so in a manner that is responsible and transparent
Principle 8	Businesses should promote inclusive growth and equitable development
Principle 9	Businesses should engage with and provide value to their consumers in a responsible manner

This section is aimed at helping businesses demonstrate the structures, policies and processes put in place towards adopting the NGRBC Principles and Core Elements.

Disclosure Questions	P	P	P	P	P	P	P	P	P
	1	2	3	4	5	6	7	8	9
Policy and Management Processes									
1 a. Whether your entity's policy/policies cover each principle and its core elements of the NGRBCs. (Yes/No)	Y	Y	Y	Y	Y	Y	Y	Y	Y
b. Has the policy been approved by the Board? (Yes/No)	Yes, the policies have been reviewed and approved by the Board of Directors								
c. Web Link of the Policies, if available	Policies are uploaded on the website of the Company at https://www.supremepetrochem.com/brsr_policies.htm								
2 Whether the entity has translated the policy into procedures. (Yes / No)	No, Practiced at ground but procedures need to be documented	Yes	No	Yes	Yes	Yes	No	No, Practiced at ground but procedures need to be documented	No, Practiced at ground but procedures need to be documented



Disclosure Questions	P	P	P	P	P	P	P	P	P
	1	2	3	4	5	6	7	8	9
3 Do the enlisted policies extend to your value chain partners? (Yes/No)	No	No	No	No	No	No	No	No	No
4 Name of the national and international codes/certifications/ labels/ standards (e.g. Forest Stewardship Council, Fairtrade, Rainforest Alliance, Trustee) standards (e.g. SA 8000, OHSAS, ISO, BIS) adopted by your entity and mapped to each principle.	-	ISO 9001:2015, REACH, RoHS	ISO 45001:2018	-	-	ISO 14001:2015	-	-	-
5 Specific commitments, goals and targets set by the entity with defined timelines, if any.	-	-	-	-	-	-	-	-	-
6 Performance of the entity against the specific commitments, goals, and targets along-with reasons in case the same are not met.	An internal target was set for reduction in energy consumption through various energy management plans such as use of energy efficient motors, provision of variable frequency drives for certain equipment and replacement of existing luminaires with LED luminaires, etc. As against the target of 2,00,000 kWh, energy reduction of 2,02,220 kWh amounting to 101% of the target was achieved during the financial year 2022-23. Also, 5,42,500 kWh electrical energy saving was achieved through additional Environment Management Plans (EMP).								
Governance, leadership and oversight									
7. Statement by Director Responsible for the business responsibility report, highlighting ESG related challenges, targets and achievements (listed entity has flexibility regarding the placement of this disclosure)	Please refer to the Leadership statement written at the beginning of the BRSR								
8. Details of the highest authority responsible for implementation and oversight of the Business Responsibility Policy (ies).	Shri K. V. Mujumdar Director (Operations) Tel No: 02194-22100 E-Mail ID: kv_mujumdar@spl.co.in								
9. Does the entity have a specified Committee of the Board/ Director responsible for decision making on sustainability related issues? (Yes / No). If yes, provide details.	SPL currently does not have a Board-level ESG Committee, however, ESG aspects are managed by respective HODs of various departments who work in tandem to make decisions collectively for enhancing sustainable development across the organization. The updates are reviewed by the Board whenever required.								

10. Details of Review of NGRBCs by the Company:

Subject for Review	Indicate whether review was undertaken by Director / Committee of the Board/ Any other Committee									Frequency (Annually/ Half yearly/ Quarterly/ Any other – please specify)								
	P	P	P	P	P	P	P	P	P	P	P	P	P	P	P	P	P	P
	1	2	3	4	5	6	7	8	9	1	2	3	4	5	6	7	8	9
Performance against above policies and follow up action	The policies have been reviewed by the Board of Directors as well as KMPs. Further, performance against each of these policies is assessed by the Board and KMPs and areas of improvement are identified and corrective actions are taken against each identified area.									Annual review and need basis								
Compliance with statutory requirements of relevance to the principles, and rectification of any non-compliances	SPL, in spirit of law and letter, abides with the Regulations, and maintain high degree of compliance with requirements, as applicable.																	

11. Has the entity carried out independent assessment/ evaluation of the working of its policies by an external agency? (Yes/ No). If yes, provide name of the agency	P	P	P	P	P	P	P	P	P
	1	2	3	4	5	6	7	8	9
	SPL has a strong internal review and assessment mechanism for evaluating the policy implementation, identifying gaps, and addressing them by adopting appropriate solutions. In due course of time, the Company can engage with an external agency to carry out policy evaluation/ assessment exercise.								

If answer to question (1) above is “No” i.e. not all Principles are covered by a Policy, reasons to be stated:

Questions	P	P	P	P	P	P	P	P	P
	1	2	3	4	5	6	7	8	9
The entity does not consider the Principles material to its business (Yes/No)	-	-	-	-	-	-	-	-	-
The entity is not at a stage where it is in a position to formulate and implement the policies on specified principles (Yes/No)	-	-	-	-	-	-	-	-	-
The entity does not have the financial or/ human and technical resources available for the task (Yes/No)	-	-	-	-	-	-	-	-	-
It is planned to be done in the next financial year (Yes/No)	-	-	-	-	-	-	-	-	-
Any other reason (please specify)	-	-	-	-	-	-	-	-	-

SECTION C: PRINCIPLE WISE PERFORMANCE DISCLOSURE

This section is aimed at helping entities demonstrate their performance in integrating the Principles and Core Elements with key processes and decisions. The information sought is categorized as “Essential” and “Leadership”. While the essential indicators are expected to be disclosed by every entity that is mandated to file this report, the leadership indicators may be voluntarily disclosed by entities which aspire to progress to a higher level in their quest to be socially, environmentally and ethically responsible.

Principle 1: Businesses should conduct and govern themselves with integrity, and in a manner that is Ethical, Transparent and Accountable.





Essential Indicators

1. Percentage coverage by training and awareness programmes on any of the Principles during the financial year:

During current financial year, training on Career Development, Prevention of Sexual Harassment (POSH), and Occupational Health and Safety (OHS) have been carried out across employee categories, covering 100% of Company’s employees.

Segment	Total number of training and awareness programmes held	Topics / principles covered under the training and its impact	% of persons in respective category covered by the awareness programmes
Board of Directors	6	<p><u>Training Imparted:</u></p> <ol style="list-style-type: none"> (1) Overview of performance of all verticals of Company PS/ EPS/XPS/SPC and SM supply and price movements. (2) Expansion Projects status of PS/EPS/ABS at Manali and Amdoshi Plant locations of the Company and project cost/outlay, etc. (3) Zero Liquid Effluent Discharge (ZLD) system of the Company. (4) Impact of Single Use Plastic ban on Company’s operations. (5) Review of risk emerging out of external environment viz. Ukraine and Russia conflict, supply chain disruptions, ongoing impact of COVID-19. (6) Extended Producers Responsibility (EPR) and CPCB directives, as applicable to the Company and impact thereof. (7) Structured Digital Database (SDD) operational system in terms of SEBI (PIT) Regulations, 2015 <p><u>Impacts:</u> Make the Board of Directors aware with the various risks of the Company, latest operational status and manufacturing activities, economic feasibility, business development and marketing position, expansion programme etc. of the Company.</p>	100%
Key Managerial Personnel	3	<ul style="list-style-type: none"> • Structured Digital Database (SDD) operational system in terms of SEBI (PIT) Regulations, 2015. • Training on POSH • Training on Health and Safety 	100%
Employees other than BOD and KMPs	40	<p><u>Topics:</u></p> <ul style="list-style-type: none"> • Hazard Identification and Risk Assessment, • Hazardous Chemicals Handling, • Safety Inspections, • Waste Handling and Management, • Toolbox Talks, • Integrated Management System, • Work Permit System, First Aid Drill <p><u>Impacts:</u></p> <ul style="list-style-type: none"> • Improved competency amongst employees, • Reduced accidents/incidents, • Enhanced awareness towards waste management and subsequent reduction in impact on environment, • Improved emergency preparedness and response 	100%



Segment	Total number of training and awareness programmes held	Topics / principles covered under the training and its impact	% of persons in respective category covered by the awareness programmes
Workers	38	<p><u>Topics:</u></p> <ul style="list-style-type: none"> Hazard Identification and Risk Assessment, Hazardous Chemicals Handling, Safety Inspections, Waste Handling and Management, Toolbox Talks, Integrated Management System, Work Permit System, First Aid Drill <p><u>Impacts:</u></p> <ul style="list-style-type: none"> Improved competency amongst employees, Reduced accidents/incidents, Enhanced awareness towards waste management and subsequent reduction in impact on environment, Improved emergency preparedness and response 	100%

2. Details of fines / penalties /punishment/ award/ compounding fees/ settlement amount paid in proceedings (by the entity or by Directors / KMPs) with regulators/ law enforcement agencies/ judicial institutions, in the financial year, in the following format (Note: the entity shall make disclosures on the basis of materiality as specified in Regulation 30 of SEBI (Listing Obligations and Disclosure Requirement) Regulations, 2015 and as disclosed on the entity’s website):

Monetary					
	NGRBC Principle	Name of the regulatory/ enforcement agencies/ judicial institutions	Amount (In INR)	Brief of the Case	Has an appeal been preferred? (Yes/No)
Penalty/ Fine	N/A	N/A	–	N/A	N/A
Settlement	N/A	N/A	–	N/A	N/A
Compounding fee	N/A	N/A	–	N/A	N/A

Non-Monetary					
	NGRBC Principle	Name of the regulatory/ enforcement agencies/ judicial institutions	Amount (In INR)	Brief of the Case	Has an appeal been preferred? (Yes/No)
Imprisonment	N/A	N/A	–	N/A	N/A
Punishment	N/A	N/A	–	N/A	N/A

3. Of the instances disclosed in Question 2 above, details of the Appeal/ Revision preferred in cases where monetary or non-monetary action has been appealed.

Not Applicable

4. Does the entity have an anti-corruption or anti-bribery policy? If yes, provide details in brief and if available, provide a web-link to the policy.

SPL has formulated a Code of Conduct and a BRSR Policy. These Policies comprise of clauses on anti-corruption and anti-bribery to ensure high standards of compliance by its Directors, Key Managerial Personnel, and Employees across cadres. As a result of this, for the past 2 financial years, there have been no disciplinary action taken against any Director or Employee of the Company.



5. Number of Directors/KMPs/employees/workers against whom disciplinary action was taken by any law enforcement agency for the charges of bribery/ corruption:

	FY 2022-23	FY 2021-22
Directors	0	0
KMPs	0	0
Employees	0	0
Workers	0	0

6. Details of complaints with regard to conflict of interest:

	FY 2022-23		FY 2021-22	
	Number	Remark	Number	Remark
Number of complaints received in relation to issues of conflict of interest of the Directors	0	-	0	-
Number of complaints received in relation to issues of conflict of interest of the KMPs	0	-	0	-

7. Provide details of any corrective action taken or underway on issues related to fines / penalties / action taken by regulators/ law enforcement agencies/ judicial institutions, on cases of corruption and conflicts of interest.

Adhering to its principle of ethics and integrity, SPL has not faced any fine/ penalty/ action from legislative or judicial institution on case of corruption or conflict of interest. Therefore, no corrective action taken for the same.

Leadership Indicators

1. Awareness programmes conducted for value chain partners on any of the Principles during the financial year:

Total number of awareness programmes held	Topics / principles covered under the training	% of value chain partners covered (by value of business done with such partners) under the awareness programmes
01	Safe Transportation of Hazardous Goods	Necessary training was imparted to 95% of the drivers and cleaners of hazardous goods transport

2. Does the entity have processes in place to avoid/ manage conflict of interests involving members of the Board? (Yes/No) If Yes, provide details of the same.

Yes, the Company has a mechanism in place where Board Members who have any conflict of interest are determined through its annual disclosures, recusal from any meeting, dealing with any related party transactions, and code of conduct compliance annually.

Principle 2: Businesses should provide goods and services in a manner that is sustainable and safe



Essential Indicators

- 1. Percentage of R&D and capital expenditure (CAPEX) investments in specific technologies to improve the environmental and social impacts of product and processes to total R&D and CAPEX investments made by the entity, respectively.**

	FY 2022-23	FY 2021-22	Details of improvements in environmental and social impacts
R&D	0	0	–
CAPEX	15.15%	5.20%	<ul style="list-style-type: none"> • Reduction in electrical energy consumption by 202 MWh in FY 2022-23 • Reduction in electrical energy consumption by 224 MWh in FY 2021-22 • Overall, improvement in the environmental performance of plants in terms of energy savings, quality of treated effluent, ZLD at SPL Amdoshi Works, emission control, and greenbelt development.

- 2. a. Does the entity have procedures in place for sustainable sourcing? (Yes/No)**
b. If yes, what percentage of inputs were sourced sustainably?

The Company embeds the principles of sustainability throughout the life cycle of its products including procurement of raw materials and transportation of raw materials to the designated plant locations. As a result of this, during the current financial year 2022-23, more than 90% of the raw material sourcing was carried out in a sustainable manner.

- 3. Describe the processes in place to safely reclaim your products for reusing, recycling and disposing at the end of life, for (a) Plastics (including packaging) (b) E-waste (c) Hazardous waste and (d) other waste.**

The Company has implemented a structured waste management program across manufacturing site and offices. All waste materials are segregated at the point of generation, collected and managed as per the nature of waste material. The Company has established systematic processes for handling each type of waste which can be described as follows:

• **Plastics**

SPL falls under the category of 'Brand Owner', as per the Plastic Waste Management Rules, 2016. SPL is registered under the category of Brand Owner on the CPCB EPR Portal. SPL has also applied for registration under the category of Importer on the same CPCB Portal. SPL promotes recycling of plastic waste through its collaboration with Indian Centre for Plastic in the Environment (ICPE) and a few other NGOs.

• **E-waste**

At the end-of-life e-waste is sent to registered recyclers approved by the State Pollution Control Board (SPCB) and/or Central Pollution Control Board (CPCB).

• **Hazardous Waste**

Collected hazardous waste is sent for scientific disposal to the Common Hazardous Waste Treatment Storage and Disposal Facility (CHWTSDF) approved by the State Pollution Control Board (SPCB).

- 4. Whether Extended Producer Responsibility (EPR) is applicable to the entity's activities (Yes / No). If yes, whether the waste collection plan is in line with the Extended Producer Responsibility (EPR) plan submitted to Pollution Control Boards? If not, provide steps taken to address the same.**

Yes, EPR is applicable to SPL. SPL is registered under the category of Brand Owner on the CPCB EPR Portal. SPL has also applied for registration under the category of Importer on the above-mentioned portal. SPL manufactures Polystyrene (PS) and Expandable Polystyrene (EPS), the Company has established a 'Sustainability Department', which engages in information dissemination with customers, consumers, NGOs, and communities on recycling of EPS, post consumption.

In addition to this, SPL has identified NGOs engaging in household plastic waste collection and encouraged them to initiate collection of EPS from households, commercial units, and marketplaces, which are recyclable in nature. SPL has joined hands with an industry body, Indian Centre for Plastic in the Environment (ICPE) with an aim to promote recycling of plastic waste, including recycling of EPS Waste.



Leadership Indicators

1. **Has the entity conducted Life Cycle Perspective / Assessments (LCA) for any of its products (for manufacturing industry) or for its services (for service industry)? If yes, provide details in the following format?**

SPL conducted LCA in FY 2019-20 through an independent third-party agency and the results for the same are available on the public domain.

NIC Code	Name of Product/Service	% of total Turnover contributed	Boundary for which the Life Cycle Perspective / Assessment was conducted	Whether conducted by independent external agency (Yes/No)	Results communicated in public domain (Yes/No) If yes, provide the web-link.
20131	<ul style="list-style-type: none"> Polystyrene (GPPS, HIPS, SMMA), Expandable Polystyrene (EPS), Specialty Grades/ Compounds/ Master Batches of Thermoplastics and Elastomers, Extruded Polystyrene (XPS) 	77%	Gate to Gate	Yes	https://supremepetrochem.com/download/Life-Cycle-Analysis_Report.pdf

2. **If there are any significant social or environmental concerns and/or risks arising from production or disposal of your products / services, as identified in the Life Cycle Perspective / Assessments (LCA) or through any other means, briefly describe the same along-with action taken to mitigate the same.**

No significant risks or concerns were identified through the LCA exercise.

3. **Percentage of recycled or reused input material to total material (by value) used in production (for manufacturing industry) or providing services (for service industry).**

Indicate input material	Recycled or re-used input material to total material	
	FY 2022-23	FY 2021-22
NIL	-	-

4. **Of the products and packaging reclaimed at end of life of products, amount (in metric tonnes) reused, recycled, and safely disposed, as per the following format:**


	FY 2022-23			FY 2021-22		
	Re-used	Recycled	Safely Disposed	Re-used	Recycled	Safely Disposed
Plastics (including packaging)	0	0	0	0	0	0
E-waste	0	0	0	0	0	0
Hazardous waste	0	0	0	0	0	0
Other waste	0	0	0	0	0	0

5. **Reclaimed products and their packaging materials (as percentage of products sold) for each product category.**

SPL is a manufacturer of synthetic resins. It is registered as manufacturer and not a producer as per the Plastic Waste Management Rules, 2016 as amended. Therefore, this question is not applicable to SPL.

Indicate product category	Reclaimed products and their packaging materials as % of total products sold in respective category
NIL	-

Principle 3: Businesses should respect and promote the well-being of all employees, including those in their value chains



Essential Indicators

1. a. Details of measures for the well-being of employees:

% of employees covered by											
Category	Total (A)	Health insurance		Accident		Maternity Benefits		Paternity Benefits		Day Care facilities	
		Number (B)	% (B/A)	Number (C)	% (C/A)	Number (D)	% (D/A)	Number (E)	% (E/A)	Number (F)	% (F/A)
Permanent Employees											
Male	380	380	100%	380	100%	0	0%	0	0%	0	0%
Female	25	25	100%	25	100%	25	100%	0	0%	0	0%
Total	405	405	100%	405	100%	25	100%	0	0%	0	0%
Other than Permanent Employees											
Male	37	37	100%	30	81%	0	0%	0	0%	0	0%
Female	1	1	100%	1	100%	1	100%	0	0%	0	0%
Total	38	38	100%	31	82%	1	3%	0	0%	0	0%

b. Details of measures for the well-being of workers:

% of workers covered by											
Category	Total (A)	Health insurance		Accident insurance		Maternity Benefits		Paternity Benefits		Day Care facilities	
		Number (B)	% (B/A)	Number (C)	% (C/A)	Number (D)	% (D/A)	Number (E)	% (E/A)	Number (F)	% (F/A)
Permanent Workers											
Male	0	0	0%	0	0%	0	0%	0	0%	0	0%
Female	0	0	0%	0	0%	0	0%	0	0%	0	0%
Total	0	0	0%	0	0%	0	0%	0	0%	0	0%



% of workers covered by											
Category	Total (A)	Health insurance		Accident insurance		Maternity Benefits		Paternity Benefits		Day Care facilities	
		Number (B)	% (B/A)	Number (C)	% (C/A)	Number (D)	% (D/A)	Number (E)	% (E/A)	Number (F)	% (F/A)
Other than Permanent Workers											
Male	254	254	100%	254	100%	0	0%	0	0%	0	0%
Female	11	11	100%	6	55%	0	0%	0	0%	0	0%
Total	265	265	100%	260	98%	0	0%	0	0%	0	0%

2. Details of retirement benefits, for Current FY and Previous Financial Year

Benefits	FY 2022-23			FY 2021-22		
	No. of employees covered as a % of total employees	No. of workers covered as a % of total workers	Deducted and deposited with the authority (Y/N/N.A.)	No. of employees covered as a % of total employees	No. of workers covered as a % of total workers	Deducted and deposited with the authority (Y/N/N.A.)
PF	100%	100%	Y	100%	100%	Y
Gratuity	100%	100%	Y	100%	100%	Y
ESIC	6%	100%	Y	5%	100%	NA

3. Accessibility of workplaces

Are the premises / offices of the entity accessible to differently abled employees and workers, as per the requirements of the Rights of Persons with Disabilities Act, 2016? If not, whether any steps are being taken by the entity in this regard.

Yes, the Head Office is located in commercial premises with convenient access to elevators for differently abled people. The Office also provides distinct washroom to facilitate them. Currently SPL has no differently abled employees, however, SPL strives to be an inclusive workplace and believes in choosing candidates solely on the basis of their aptitude and knowledge.

4. Does the entity have an equal opportunity policy as per the Rights of Persons with Disabilities Act, 2016? If so, provide a web-link to the policy?

SPL currently does not have a standalone equal opportunity policy, however, SPL welcomes diversity and is committed to providing an inclusive and nurturing work environment that is free from any discrimination.

5. Return to work and retention rates of permanent employees and workers that took parental leave.

Gender	Permanent employees		Permanent workers	
	Return to work rate	Retention rate	Return to work rate	Retention rate
Male	NA	NA	NA	NA
Female	NA	NA	NA	NA
Total	NA	NA	NA	NA

Note: In FY 2022-23, no female employee availed the Maternity Leave.

6. Is there a mechanism available to receive and redress grievances for the following categories of employees and worker? If yes, give details of the mechanism in brief.

SPL has a well-established grievance mechanism which provides the workforce to report and redress their grievances.

- For unionized employees, grievances are channeled through recognized trade unions and escalated with the functional/divisional head.
- In case of non-unionized employees, grievances are received at the level of Department/ Sectional heads and then discussed and resolved in consultation with Human Resource (HR).

- SPL also has a POSH Policy and Whistleblower/Vigil Mechanism Policy where employees can report any issues of misconduct, breach of the Code of Conduct, harassment and discrimination related issues, etc.

Category	Yes/No (If Yes, then give details of the mechanism in brief)	Mechanism
Permanent Workers	NA	–
Other than Permanent Workers	Yes	Concerned service provider can discuss and report the issue with HR / Factory Head
Permanent Employees	Yes	Grievances are identified, discussed, and communicated to the Department Heads and resolved in consultation with HR/Factory Head
Other than Permanent Employees	Yes	

7. Membership of Employees and Worker in Association(s) or Union(s) recognized by the Listed Entity:

Category	FY 2022-23			FY 2021-22		
	Total employees / workers in respective category	No. of employees / workers in respective category, who are part of Association(s) or Union(s)	%	Total employees / workers in respective category	No. of employees / workers in respective category, who are part of Association(s) or Union(s)	%
	(A)	(B)	(B/A)	(C)	(D)	(D/C)
Total Permanent Employees	405	77	19%	382	78	20%
– Male	381	76	20%	359	77	21%
– Female	24	1	4%	23	1	4%
Total Permanent Workers	0	0	0%	0	0	0%
– Male	0	0	0%	0	0	0%
– Female	0	0	0%	0	0	0%

Note: For workers, there is no recognized union or association which can be reported.

8. Details of training given to employees and workers:

Category	FY 2022-23					FY 2021-22				
	Total (A)	On Health and Safety Measures		On Skills upgradation		Total (D)	On Health and Safety Measures		On Skills upgradation	
		No. (B)	% (B/A)	No. (C)	% (C/A)		No. (E)	% (E/D)	No. (F)	% (F/D)
EMPLOYEES										
Male	380	380	100%	380	100%	359	263	73%	263	73%
Female	25	25	100%	25	100%	23	1	4%	1	4%
Total	405	405	100%	405	100%	382	264	69%	264	69%
WORKERS										
Male	254	254	100%	0	0%	190	190	100%	0	0%
Female	11	11	100%	0	0%	10	10	100%	0	0%
Total	265	265	100%	0	0%	200	200	100%	0	0%



9. Details of performance and career development reviews of employees and worker:

Category	FY 2022-23			FY 2021-22		
	Total (A)	No. (B)	% (B/A)	No. (C)	Total (D)	% (C/A)
EMPLOYEES						
Male	380	380	100%	359	359	100%
Female	25	25	100%	23	23	100%
Total	405	405	100%	382	382	100%
WORKERS						
Male	254	254	100%	190	190	100%
Female	11	11	100%	10	10	100%
Total	265	265	100%	200	200	100%

10. Health and safety management system:

<p>a. Whether an occupational health and safety management system has been implemented by the entity? (Yes/ No). If yes, the coverage such system?</p>	<p>Yes, SPL holds the safety of its employees to the highest priority. SPL has a comprehensive Occupational Health and Safety (OHS) Management System in place. This system has been developed based on ISO 45001:2018 and covers both the manufacturing locations:</p> <ul style="list-style-type: none"> i. Amdoshi, Maharashtra ii. Manali, Chennai, Tamil Nadu.
<p>b. What are the processes used to identify work-related hazards and assess risks on a routine and non-routine basis by the entity?</p>	<p>SPL has established a mechanism and process to identify work-related hazards which comprises of detailed safety processes for identifying work-related hazards and assess risks on routine and non-routine basis. SPL undertook the exercise of hazard identification and risk mapping assessment, including impact assessment and necessary control measures for the identified risk. The hazard identification process is based on various risk assessment techniques such as Hazard Identification and Risk Assessment (HIRA), Process Hazard Analysis (PHA), Hazard and Operability Study (HAZOP), Hazard Identification Studies (HAZID), Quantitative Risk Assessments (QRA), What If, Pre-Start Up Safety Review (PSSR), Chemical Risk Assessment (CRA), Job Safety Analysis (JSA), etc. SPL regularly conducts audit and inspections of its Occupational Health and Safety Management Systems.</p>
<p>c. Whether you have processes for workers to report the work-related hazards and to remove themselves from such risks. (Y/N)</p>	<p>Yes. SPL strives to foster a culture of safety across its operations. Employees are encouraged to raise concerns related to Health, Safety and Environment (HSE) such as unsafe acts or conditions at the workplace, violation of safety rules/ procedures, situations of imminent danger, defective fire, and safety equipment etc. SPL issues a "Close Call" or "Near Miss" report which is attended immediately on its reporting to respective and HSE departments. These cases get reported and are investigated as per our HSE OHS Management System framework in a time-bound manner.</p>
	<p>SPL consults its employees while developing and reviewing its HSE Policies and objectives during safety committee meetings, trainings, review meetings etc. Employees participate in hazard identification, risk assessment and determination of risk controls in their respective areas of work. HSE suggestion scheme is also utilized by the employees to improve working conditions.</p>
<p>d. Do the employees/ worker of the entity have access to non-occupational medical and healthcare services? (Yes/ No)</p>	<p>Yes, all employees and workers of SPL are covered under non-occupational medical and healthcare services by insurance policy or ESIC scheme.</p>

11. Details of safety related incidents, in the following format:

SPL maintains high standards of OHS management system and reinforces safety measures on periodical manner to all its employees and workers, which has resulted in zero incident in previous financial year (2021-22) and current financial year (2022-23).

Safety Incident/Number	Category	FY 2022-23	FY 2021-22
Lost Time Injury Frequency Rate (LTIFR) (per one million-person hours worked)	Employees	0	0
	Workers	0	0
Total recordable work-related injuries	Employees	0	0
	Workers	0	0
No. of fatalities	Employees	0	0
	Workers	0	0
High consequence work-related injury or ill-health (excluding fatalities)	Employees	0	0
	Workers	0	0

12. Describe the measures taken by the entity to ensure a safe and healthy workplace

SPL believes in the significance of maintaining highest safety values while performing its business operations. Safety, employee well-being, and business operations are always reckoned together in SPL. SPL has institutionalized a well-defined Occupational Health and Safety (OHS) management system with a robust monitoring plan, operating with a multi-year approach, to ensure the effective implementation of the policy and system. This system is designed according to the Plan-Do-Check-Act cycle of continual improvement. The OHS framework covers the following points:

- Defining Roles and Responsibilities
- Establishing and maintaining culture, standards, and values
- Consideration of strategic implications on business
- Considering and evaluating performance management
- Low risk areas are equally considered with major hazards and high-risk areas to minimize incidents.
- SPL eliminates/ minimizes low probability risks by adopting following mechanism:
- Elimination of risk through proper engineering controls
- Assessing and continuously enhancing employee competency and experience through training and re-training of employees
- Strictly adhering to established SOPs
- Implementing management level and operational level strategies for preventing Low-Probability Accidents
- Strict vigil on and practice of use of personal protective equipment
- Ensuring preparedness for low probability risk results
- Planning of contingency
- Reviewing and updating the emergency response planning
- Strong system of HSE monitoring
- Redundancy in design and development of processes
- Ensuring that good practices are followed
- Ensuring that applicable legal and other requirements are met
- Pursuing opportunities for significant risk reductions in process
- Verifying that a system is in place to manage the residual risk once all the agreed risk reduction measures have been taken

13. Number of Complaints on the following made by employees and workers:

	FY 2022-23			FY 2021-22		
	Filed during the year	Pending resolution at the end of year	Remarks	Filed during the year	Pending resolution at the end of year	Remarks
Working Conditions	0	0	NA	2	0	Resolved
Health & Safety	0	0	NA	0	0	Resolved



14. Assessments for the year:

	% of your plants and offices that were assessed (by entity or statutory authorities or third parties)
Health and safety practices	100% of SPL Manufacturing site/ location have been assessed.
Working conditions	100% of SPL Manufacturing site/ location have been assessed.

15. Provide details of any corrective action taken or underway to address safety-related incidents (if any) and on significant risks / concerns arising from assessments of health & safety practices and working conditions.	All the safety related incidents and near misses are investigated as per the OHS management system the defined safety management process by third party/agency. During the assessment by the third party, no safety-related incidents were observed by the assessing party. SPL has a well-established procedure for reporting and investigation of accidents (work injuries) and incidents. Details of work injuries and incidents along with recommendations of the investigation reports are communicated to all departments to review applicability of recommendation in their respective area and initiate corrective-preventive actions accordingly to avoid recurrence and horizontal deployment of corrective actions in their department.
--	--

Leadership Indicators

1. Does the entity extend any life insurance or any compensatory package in the event of death of (A) Employees (Y/N) (B) Workers (Y/N).	Yes, SPL extends compensatory packages to employees as well as workers in the event of death.
(A) Employees:	The Company has a Benevolent Fund in place for its employees. Additionally, in case of death of an employee during his/her service period, SPL pays Gratuity up to the retirement age of the employee.
(B) Workers:	The workers are covered under the Workmen Compensation Act in the event of their untimely death.

2. Provide the measures undertaken by the entity to ensure that statutory dues have been deducted and deposited by the value chain partners.	SPL ensures that all statutory dues as applicable to the transactions are deducted and deposited in accordance with applicable regulations. This activity is also reviewed as part of its internal and statutory audit. SPL, on behalf of its value chain partners pays the applicable taxes with interest to the Government in case it is not deposited by its partners and recovers the amount from the defaulting value chain partner in a stipulated period. In SPL, compliance to regulatory requirements is taken very seriously and have separate dedicated team which oversees this activity, including compliance with GST.
---	--

3. Provide the number of employees / workers having suffered high consequence work- related injury / ill-health / fatalities (as reported in Q11 of Essential Indicators above), who have been rehabilitated and placed in suitable employment or whose family members have been placed in suitable employment:

Category	Total no. of affected employees/ workers		No. of employees/workers that are rehabilitated and placed in suitable employment or whose family members have been placed in suitable employment	
	FY 2022-23	FY 2021-22	FY 2022-23	FY 2021-22
Employees	0	0	0	0
Workers	0	0	0	0

4. Does the entity provide transition assistance programs to facilitate continued employability and the management of career endings resulting from retirement or termination of employment? (Yes/ No)	Yes, SPL believes in providing transition assistance to employees who are nearing their retirement. SPL has set up a Retainership Program for retired employees based on business needs and expertise of the retiring employee.
---	---

5. Details on assessment of value chain partners:


In FY 2022-23, SPL did not carry out any separate assessments for its value chain partners related to their health and safety practices and working conditions. However, SPL is ISO-certified and reviewed its value chain partners on key parameters as a part of this review exercise.

Category	% of value chain partners (by value of business done with such partners) that were assessed
Health and safety practices	NIL
Working conditions	NIL

6. Provide details of any corrective actions taken or underway to address significant risks /concerns arising from assessments of health and safety practices and working conditions of value chain partners.

Not Applicable since SPL did not carry out any assessment for its value chain partners.

Principle 4: Businesses should respect the interests of and be responsive to all its stakeholders



1. Describe the processes for identifying key stakeholder groups of the entity.

SPL has an internal process to identify stakeholder groups or institutions that add value and/or impact business performance in medium and long term. SPL has inter-alia identified stakeholder groups such as employees, workers, shareholders, investors, customers, and communities that impact and on whom the business has an impact on.

2. List stakeholder groups identified as key for your entity and the frequency of engagement with each stakeholder group.

Stakeholder group	Whether identified as Vulnerable & Marginalized Group (Yes/No)	Channels of communication (Emails, SMS, Newspapers, Pamphlets, Advertisement, Community meetings, Notices Board, Website)	Frequency of engagement (Annually/ Half Yearly/ Quarterly/Others)- Please specify	Purpose and scope of engagement including key topics and concerns raised during such engagements
Employees and Worker	No	Engagement forums and one-on-one interactions	Daily and Need-based	Inform about business plans and future strategies
Shareholders / Investors	No	Annual General Meeting (AGM), Notice Board, Email, and Website	Annual and Need-based	To stay abreast of all developments and plans of the Company
Communities	Yes	Direct interactions through Public Relations Department	Need-based	Support socially with suitable projects
Customers	No	Multiple channels, in person meetings and digital platform	Annual and Need-based	Continuously engage with customers and seek feedback

Leadership Indicators

- 1. Provide the processes for consultation between stakeholders and the Board on economic, environmental, and social topics or if consultation is delegated, how is feedback from such consultations provided to the Board.**

SPL strives to build long, sustainable and valuable relationships with all its key stakeholder groups through continuous engagement to keep them updated about its business strategies, potential risks and opportunities, and future roadmap. Various business heads interact with their respective set of internal and external stakeholders to understand their perspective and concerns, if any. The insight from these interactions is consolidated and shared with senior management and subsequently with Board Members to take appropriate steps and actions as required and plan sustainability strategies accordingly.

- 2. Whether stakeholder consultation is used to support the identification and management of environmental, and social topics (Yes / No). If so, provide details of instances as to how the inputs received from stakeholders on these topics were incorporated into policies and activities of the entity.**

SPL undertook the Stakeholder Engagement and Materiality Assessment exercise in FY 2021-22. The Materiality Assessment was conducted in consultation with its key identified stakeholder groups. SPL engaged with its stakeholder groups (both internal and external stakeholders) through one-on-one interaction and gathered their inputs to determine and prioritize the key Environmental, Social and Governance (ESG) issues that are material to SPL's business operations. SPL makes continuous efforts to engage with different stakeholder groups to gauge their opinion on SPL's ESG performance and future areas of intervention/s.

- 3. Provide details of instances of engagement with, and actions taken to, address the concerns of vulnerable/marginalized stakeholder groups.**

SPL has identified and prioritized its key stakeholder groups and endeavours to maintain a fair, just, and non-discriminatory treatment of all stakeholders' needs and concerns. SPL ensures that employment is provided to candidate from marginalized community groups with appropriate qualification and experience. As part of the CSR program, stakeholder interactions with local authorities and vulnerable communities to identify community needs and design a comprehensive CSR intervention for their welfare and development.

Principle 5: Businesses should respect and promote human rights



Essential Indicators

1. Employees and workers who have been provided training on human rights issues and policy(ies) of the entity, in the following format:

Category	FY 2022-23			FY 2021-22		
	Total	No. employees / workers covered	%	Total	No. employees / workers covered	%
	(A)	(B)	(B/A)	(C)	(D)	(D/C)
EMPLOYEES						
Permanent	405	405	100%	382	382	100%
Other than permanent	38	38	100%	26	26	100%
Total Employees	443	443	100%	408	408	100%
WORKERS						
Permanent	0	0	0%	0	0	0%
Other than permanent	265	265	100%	200	200	100%
Total Workers	265	265	100%	200	200	100%

2. Details of minimum wages paid to employees and workers, in the following format:

Category	FY 2022-23					FY 2021-22				
	Total	Equal to Minimum Wage		More than Minimum Wage		Total	Equal to Minimum Wage		More than Minimum Wage	
	(A)	No. (B)	% (B/A)	No (C)	% (C/A)	(D)	No. E	% (E/D)	No. (F)	% (F/D)
EMPLOYEES										
Permanent	405	0	0%	405	100%	374	0	0%	374	100%
Male	380	0	0%	380	100%	351	0	0%	351	100%
Female	25	0	0%	25	100%	23	0	0%	23	100%
Other than Permanent	38	0	0%	38	100%	26	0	0%	26	100%
Male	37	0	0%	37	100%	24	0	0%	24	100%
Female	1	0	0%	1	100%	2	0	0%	2	100%
WORKERS										
Permanent	0	0	0%	0	0%	0	0	0%	0	0
Male	0	0	0%	0	0%	0	0	0%	0	0
Female	0	0	0%	0	0%	0	0	0%	0	0
Other than Permanent	265	265	100%	0	0%	200	0	0%	200	100%
Male	254	0	0%	254	100%	190	0	0%	190	100%
Female	11	0	0%	11	100%	10	0	0%	10	100%



3. Details of remuneration/salary/wages, in the following format:

	Male		Female	
	Number	Median remuneration/ salary/ wages of respective category (₹)	Number	Median remuneration/ salary/ wages of respective category (₹)
Board of Directors (BOD)	10	*	1	*
Key Managerial Personnel (KMP)	4	₹ 2,26,19,070 (per annum)	0	0
Employees other than (BOD) and KMP	401	₹ 6,53,065 (per annum)	25	₹ 9,27,464 (per annum)
Workers	254	₹ 11,524 (per month)	11	₹ 11,524 (per month)

Note:

- * Board of Directors, except Shri K. V. Mujumdar, are given sitting fees of ₹ 1 Lakh for attending each Board Meeting and Independent Directors meeting and ₹ 50,000 is given for each committee meeting except meetings related to CSR Committee, Finance Committee and SRC Committee.
- Shri K. V. Mujumdar, Director (Operations) falls under the category of Director and KMP both

4. Do you have a focal point (Individual/ Committee) responsible for addressing human rights impacts or issues caused or contributed to by the business? (Yes/No)	Yes, the head of the Human Resource Department is the focal point responsible for human right related aspects and ensuring compliance regarding human rights in the Company.
--	--

5. Describe the internal mechanisms in place to redress grievances related to human rights issues.
SPL strives to create a culture safe and nurturing workspaces for its employees. Human Rights forms the cornerstone of SPL's ethical values and is embedded in its day-to-day business operations. SPL has developed a standalone Human Rights policy which elaborates on the dos and don'ts and states the mechanism to address human rights violation. The policy is applicable to SPL's employees as well as its value chain partners. The Head of Human Resource (HR) Department is responsible for identifying, validating, and addressing the grievance raised by an employee, worker, and business partners. To effectively carry out grievance validity and take effective action, it is imperative for Head of the HR department to engage with department/ functional heads to understand any concerns, issues and reported case, if any and take appropriate remedial actions.

6. Number of Complaints on the following made by employees and workers:

SPL has been engaged in fostering an ethical culture aiming at reaching the highest standards in terms of responsibility and business integrity throughout its organization. This has resulted in zero complaints on harassment, child labour, forced labour, discrimination, and working conditions during Financial Year 2022-23.

Category	FY 2022-23			FY 2021-22		
	Filed during the year	Pending resolution at the end of the year	Remarks	Filed during the year	Pending resolution at the end of the year	Remarks
Sexual Harassment	0	0	NA	0	0	NA
Discrimination at workplace	0	0	NA	0	0	NA
Child Labour	0	0	NA	0	0	NA
Forced Labour/Involuntary Labour	0	0	NA	0	0	NA
Wages	0	0	NA	0	0	NA
Other human rights related issues	0	0	NA	0	0	NA

7. Mechanisms to prevent adverse consequences to the complainant in discrimination and harassment cases.
SPL has a POSH Committee in place along with a comprehensive policy in place regarding anti-discrimination, including Prevention of Sexual Harassment (POSH) Policy. To ensure a safe and non-discriminatory work environment for its employees and workers, the Company organizes awareness and training sessions on an annual basis covering various topics like conducive work environment, POSH training, non-discrimination practices and so on. The POSH Committee oversees business operations and ensures safe and non-discriminatory practices across entire business line and value chain.



8. Do human rights requirements form part of your business agreements and contracts? (Yes/No)
 SPL currently does not cover human rights clause in its commercial contracts. However, on a case-to-case basis, the Company does look into human rights-related aspects, if required specifically.

9. Assessments for the year:

Category	% of your plants and offices that were assessed (by entity or statutory authorities or third parties)
Child labour	0%
Forced/involuntary labour	0%
Sexual harassment	0%
Discrimination at workplace	0%
Wages	0%

10. Provide details of any corrective actions taken or underway to address significant risks / concerns arising from the assessments at Question 9 above.
 Not applicable

Leadership Indicators

1. Details of a business process being modified/introduced as a result of addressing human rights grievances/complaints.
 SPL did not receive any complaint or any grievance during FY 2022-23. SPL has comprehensive policies and internal controls in place. Maintaining a proactive approach, SPL has established comprehensive policies and internal controls to ensure that there are no issues related to Human Rights.

2. Details of the scope and coverage of any human rights due diligence conducted.
 During FY 2022-23, no Human Rights due diligence was conducted by any external agency.

3. Is the premise/office of the entity accessible to differently abled visitors, as per the requirements of the Rights of Persons with Disabilities Act, 2016?
 Yes, the Head Office is located in commercial premises with convenient access to elevators for differently abled people. The Office also provides distinct washroom to facilitate them. Currently SPL has no differently abled employees, however, SPL strives to be an inclusive workplace and believes in choosing candidates solely on the basis of their aptitude and knowledge.

4. Details on assessment of value chain partners:

Category	% of value chain partners (by value of business done with such partners) that were assessed
Sexual Harassment	0%
Discrimination at workplace	0%
Child Labour	0%
Forced Labour/Involuntary Labour	0%
Wages	0%
Others – please specify	0%

5. Provide details of any corrective actions taken or underway to address significant risks / concerns arising from the assessments at Question 4 above.
 Not Applicable

Principle 6: Businesses should respect and make efforts to protect and restore the environment

Essential Indicators
1. Details of total energy consumption (in Joules or multiples) and energy intensity, in the following format:

Parameter	FY 2022-23	FY 2021-22
Total electricity consumption (A) in GJ	1,78,051	1,59,782
Total fuel consumption (B) in GJ	1,74,813	1,56,630
Energy consumption through other sources (C)	0	0
Total energy consumption (A+B+C)	3,52,864	3,16,412
Energy intensity per rupee of turnover (in KW/₹ Crore)	66.739	62.876

Note: No external assurance was carried out on environmental parameters for FY 2022-23

2. Does the entity have any sites / facilities identified as designated consumers (DCs) under the Performance, Achieve and Trade (PAT) Scheme of the Government of India? (Y/N) If yes, disclose whether targets set under the PAT scheme have been achieved. In case targets have not been achieved, provide the remedial action taken, if any.

SPL does not have sites/facilities identified as designated consumer under PAT.

3. Provide details of the following disclosures related to water, in the following format:

Parameter	FY 2022-23	FY 2021-22
Water withdrawal by source (in kilolitres)		
(i) Surface water	5,46,646	5,14,523
(ii) Groundwater	–	–
(iii) Third party water	49,608	54,371
(iv) Seawater / desalinated water	3,068	1,118
(v) Others	–	–
Total volume of water withdrawal (in kilolitres) (i + ii + iii + iv + v)	5,99,322	5,70,012
Total volume of water consumption (in kilolitres)	5,99,322	5,70,012
Water intensity per rupee of turnover (in KL / ₹ Crore)	113.353	113.271

Note: No external assurance was carried out on environmental parameters for FY 2022-23

4. Has the entity implemented a mechanism for Zero Liquid Discharge? If yes, provide details of its coverage and implementation.	Yes, with a view to increase the resource circularity, SPL has implemented Zero Liquid Discharge mechanism. At both our manufacturing units at Amdoshi and Manali Works, the effluent is subjected to primary treatment, secondary treatment, tertiary treatment, ultrafiltration, reverse osmosis and evaporators before being reused in the operation process.
---	--

5. Please provide details of air emissions (other than GHG emissions) by the entity, in the following format:

Parameter	Unit	FY 2022-23	FY 2021-22
SOx	MT/A	60	45
Total Particulate matter	MT/A	19	13

Note: No external assurance was carried out on environmental parameters for FY 2022-23

6. Provide details of greenhouse gas emissions (Scope 1 and Scope 2 emissions) & its intensity, in the following format:

Parameter	Unit	FY 2022-23	FY 2021-22
Total Scope 1 emissions (Break-up of the GHG into CO ₂ , CH ₄ , N ₂ O, HFCs, PFCs, SF ₆ , NF ₃ , if available)	Metric tonnes of CO ₂ equivalent	11,416	9,640
Total Scope 2 emissions (Break-up of the GHG into CO ₂ , CH ₄ , N ₂ O, HFCs, PFCs, SF ₆ , NF ₃ , if available)	Metric tonnes of CO ₂ equivalent	34,680	32,656
Total Scope 1 and Scope 2 emissions intensity per rupee of turnover (in Metric Tonne of CO₂ equivalent / ₹ Crore)		8.718	8.405

Note: No external assurance was carried out on environmental parameters for FY 2022-23

7. Does the entity have any project related to reducing Green House Gas emission? If yes, then provide details.	Yes, SPL understands the impact it has on the environment through its operations and strives to reduce its environmental footprint through Greenhouse Gas (GHG) emission activities and initiatives. SPL has implemented various GHG reduction initiatives such as replacement of conventional lightings with energy saving LED, use of energy efficient equipment such energy efficient induction motors, energy efficient compressors, provision of Variable Frequency Drive (VFD), etc. SPL has also increased its dependency on renewable sources of energy from 12% in FY 2021-22 to 13% in FY 2022-23. SPL plans to increase its renewable energy mix in the total energy consumption source to further reduce GHG emissions.
--	---

8. Provide details related to waste management by the entity, in the following format:

Note: Indicate if any independent assessment/ evaluation/assurance has been carried out by an external agency? (Y/N) If yes, name of the external agency.

Parameter	FY 2022-23	FY 2021-22
Total waste generated (in metric tonnes)		
Plastic waste (A)	26.28	23.31
E-waste (B)	1.25	1.52
Bio-medical waste (C)	0.0014	0.0019
Construction and demolition waste (D)	0	0
Battery waste (E)	0	1.47
Radioactive waste (F)	0	0
Other Hazardous such as spent alumina, used/ spent oil, chemical sludge from wastewater treatment, empty bags of additives, filter bags, cloth, cotton waste, insulation waste, etc. (G)	570	496



Parameter		FY 2022-23	FY 2021-22
Non-Hazardous waste: Wooden Scrap	} (H)	206	248
Non-Hazardous waste: Non-Metallic Scrap		90	80
Non-Hazardous waste: Metallic Scrap		140	152
Non-Hazardous waste: Paper Scrap		35	22
Non-Hazardous waste: Glassware Scrap		0.6	0.3
Total (A+B + C + D + E + F + G + H)		1,069	1,025

For each category of waste generated, total waste recovered through recycling, re-using or other recovery operations (in metric tonnes)		
Parameter	FY 2022 – 23	FY 2021 – 22
Category of waste		
(i) Recycled	0	0
(ii) Re-used	13.1	12.6
(iii) Other recovery operations	0	0
Total	13.1	12.6

For each category of waste generated, total waste disposed by nature of disposal method (in metric tonnes)		
Category of waste	FY 2022 – 23	FY 2021 – 22
(i) Incineration	437.58	387.26
(ii) Landfilling	78.42	92.61
(iii) Other disposal operations – Hazardous Waste (sold to SPCB authorized recyclers/reprocessors/ disposal agencies)	68.4	29.52
(iv) Other disposal operations – Non-Hazardous Waste (sold to Scrap Merchants)	471.6	503
Total	1,069	1,025

Note: No external assurance was carried out on environmental parameters for FY 2022-23

9. Briefly describe the waste management practices adopted in your establishments. Describe the strategy adopted by your Company to reduce usage of hazardous and toxic chemicals in your products and processes and the practices adopted to manage such wastes.

SPL has implemented a comprehensive program for the management of waste generated from its operations. All the waste is identified and segregated at source. SPL has a documented procedure on sustainably managing the waste generated during business operations:

- Hazardous wastes and bio-medical waste generated are sent for scientific disposal to the Common Hazardous Waste Treatment Storage and Disposal Facility (CHWTSDF) and Common Bio-Medical Waste Treatment Storage and Disposal Facility (CBMWTSDF) approved by the State Pollution Control Board (SPCB) respectively and SPL is a member of the CHWTSDF. Further, CHWTSDF carries out various waste disposal methods like landfill and incineration.
- SPL has tie-ups with e-waste recyclers who are approved and registered by the SPCB, all the e-waste generated in SPL is sent to the authorized recycler for further process and effective management.
- Adhering to The Batteries (Management and Handling) Amendment Rules, 2022, the generated battery waste is sent to registered recycler, approved by the State Pollution Control Board (SPCB).

Further, SPL has also adopted a strategy to minimize waste for its products. SPL conforms to the following standards for its waste management practices:

- 1 ROHS Directive (EU) 2015/863 amending Annex II to Directive 2011/65/EL.
- 2 EU REACH Regulation (EC) No. 1907/2006, Article 33 (1) Obligation to provide information of safe use.
- 3 FDA - Commission Regulation (EU) No. 10/2011 of 14 January 2011, EU 2015/174, EU 202/2014, EU 1183/2012 and EU 1282/2011 and Article 3 of European Regulation No. 1935/2004.
- 4 US FDA - 21.CFR.176.170

10. If the entity has operations/offices in/around ecologically sensitive areas (such as national parks, wildlife sanctuaries, biosphere reserves, wetlands, biodiversity hotspots, forests, coastal regulation zones etc.) where environmental approvals / clearances are required, please specify details in the following format:

SPL's plants and offices are not located in or around ecologically sensitive areas. As per the Environment Impact Assessment (EIA) study undertaken by SPL in FY 2019-20, there was neither significant direct nor indirect impacts of the business operations on biodiversity at SPL's Amdoshi works site.

The report is available on the public domain on the weblink: https://supremepetrochem.com/download/Environment-Impact-Assessment_Report.pdf

Sr. No.	Location of operations/offices	Type of operations	Whether the conditions of environmental approval / clearance are being complied with? (Y/N) If no, the reasons thereof and corrective action taken, if any.
	NIL	-	-

11. Details of environmental impact assessments of projects undertaken by the entity based on applicable laws, in the current financial year:

SPL has not undertaken any Environment Impact Assessment (EIA) of its project during the current financial year 2022-23. SPL had conducted its last EIA during FY 2019-20 for expansion in manufacturing capacity of existing products and addition of new products under the category of synthetic resins (under the activity of synthetic organic chemicals industry (5f) as per EIA notification of September 2006 as amended)

The report is available on the public domain on the following weblink:

Name and brief details of project	EIA Notification No.	Date	Whether conducted by independent external agency (Yes / No)	Results communicated in public domain (Yes / No)	Relevant Web link
NIL	-	-	-	-	https://supremepetrochem.com/download/Environment-Impact-Assessment_Report.pdf

12. Is the entity compliant with the applicable environmental law/ regulations/ guidelines in India; such as the Water (Prevention and Control of Pollution) Act, Air (Prevention and Control of Pollution) Act, Environment Protection Act and rules thereunder (Y/N). If not, provide details of all such non-compliances, in the following format:

SPL is compliant with all the applicable environment laws and regulations.

Sr. No.	Specify the law / regulation / guidelines which was not complied with	Provide details of the non-compliance	Any fines / penalties / action taken by regulatory agencies such as pollution control boards or by courts	Corrective action taken, if any
NIL				

Leadership Indicators

1. Provide break-up of the total energy consumed (in Joules or multiples) from renewable and non-renewable sources, in the following format:

Parameter	FY 2022-23	FY 2021-22
From renewable sources (in GJ)		
Total electricity consumption (A)	23,915	10,969
Total fuel consumption (B)	-	-
Energy consumption through other sources (C)	-	-
Total energy consumed from renewable sources (A+B+C)	23,915	10,969
From non-renewable sources (in GJ)		
Total electricity consumption (D)	154,135	148,814
Total fuel consumption (E)	174,813	156,630
Energy consumption through other sources (F)	-	-
Total energy consumed from non-renewable sources (D+E+F)	328,948	305,444

Note: No external assurance was carried out on environmental parameters for FY 2022-23



2. Provide the following details related to water discharged:

Parameter	FY 2022-23	FY 2021-22
Water discharge by destination and level of treatment (in kilolitres)		
(i) To Surface water	–	–
– No treatment	–	–
With treatment – please specify level of treatment	–	–
(ii) To Groundwater	–	–
With treatment – please specify level of treatment	–	–
(iii) To Seawater	–	–
– No treatment	–	–
With treatment – please specify level of treatment	–	–
(iv) Sent to third parties	–	–
– No treatment	–	–
With treatment – please specify level of treatment	–	–
(v) Others	–	–
– No treatment	–	–
With treatment – Tertiary Treatment	<p>For SPL Amdoshi Works Site: The treated effluent is recycled through ZLD scheme up to maximum extent and remaining is discharged into the saline zone of Amba River Estuary during monsoon period, during non-monsoon period the treated effluent is recycled through ZLD scheme up to maximum extent in the process and the remaining is used on land for gardening within premises.</p> <p>For SPL Manali Works Site: Sewage treated through sewage treatment plant is used for gardening within the premises as approved by State Pollution Control Board (SPCB)</p>	<p>For SPL Amdoshi Works Site: Discharge of water treated through tertiary treatment plant on land for gardening/ green belt development during non-monsoon period/ into the saline zone of Amba river Estuary during monsoon period.</p> <p>For SPL Manali Works Site: Sewage treated through sewage treatment plant was used for gardening within the premises as approved by State Pollution Control Board (SPCB)</p>
Total water discharged (in kilolitres)	–	–

Note: No external assurance was carried out on environmental parameters for FY 2022-23

3. Water withdrawal, consumption and discharge in areas of water stress (in kilolitres):

For each facility / plant located in areas of water stress, provide the following information:

Not Applicable. SPL's operation sites are neither located in water stressed regions nor water is withdrawn, consumed, nor discharged from any water stressed areas.

- (i) Name of the area
- (ii) Nature of operations

(iii) Water withdrawal, consumption and discharge in the following format:

Parameter	FY 2022-23	FY 2021-22
Water withdrawal by source (in kilolitres)		
(i) Surface water	–	–
(ii) Groundwater	–	–
(iii) Third party water	–	–
(iv) Seawater / desalinated water	–	–
(v) Others	–	–
Total volume of water withdrawal (in kilolitres)	–	–
Total volume of water consumption (in kilolitres)	–	–
Water intensity per rupee of turnover (Water consumed / turnover)	–	–
Water intensity (optional) – the relevant metric may be selected by the entity	–	–
Water discharge by destination and level of treatment (in kilolitres)		
(i) Into Surface water	–	–
– No treatment	–	–
With treatment – please specify level of treatment	–	–
(ii) Into Groundwater	–	–
– No treatment	–	–
With treatment – please specify level of treatment	–	–
(iii) Into Seawater	–	–
– No treatment	–	–
With treatment – please specify level of treatment	–	–
(iv) Sent to third parties	–	–
– No treatment	–	–
With treatment – please specify level of treatment	–	–
(v) Others	–	–
– No treatment	–	–
With treatment – please specify level of treatment	–	–
Total water discharged (in kilolitres)	–	–

4. Please provide details of total Scope 3 emissions & its intensity, in the following format:

SPL is currently in the process of quantifying its scope 3 emissions and will disclose it in the upcoming years.

Parameter	Unit	FY 2022-23	FY 2021-22
Total Scope 3 emissions (Break-up of the GHG into CO ₂ , CH ₄ , N ₂ O, HFCs, PFCs, SF ₆ , NF ₃ , if available)	Metric tonnes of CO ₂ equivalent	–	–
Total Scope 3 emissions per rupee of turnover	Metric tonnes of CO ₂ equivalent	–	–
Total Scope 3 emission intensity (optional) – the relevant metric may be selected by the entity	Metric tonnes of CO ₂ equivalent	–	–

5. With respect to the ecologically sensitive areas reported at Question 10 of Essential Indicators above, provide details of significant direct & indirect impact of the entity on biodiversity in such areas along-with prevention and remediation activities.

Not Applicable. SPL's operations are not located in or around any ecologically sensitive areas.



6. If the entity has undertaken any specific initiatives or used innovative technology or solutions to improve resource efficiency, or reduce impact due to emissions / effluent discharge / waste generated, please provide details of the same as well as outcome of such initiatives, as per the following format:

Sr. No	Initiative undertaken	Details of the initiative (Web-link, if any, may be provided along-with summary)	Outcome of the initiative
1	Energy Saving 2022-23	Replacement of conventional lightings with energy saving LED and provision of VFD	Energy Savings of 1,93,320 kWh
2	Energy Saving 2022-23	Replacement of Existing Induction motors with energy efficient Induction motors.	Energy Savings of 8,900 kWh
3	Energy Saving 2022-23	Replacement of inefficient compressors with new compressor (Air compressor and -15 system Unit)	Energy Savings
4	Fire alarm revamp 2022-23	Conventional type detectors are replaced with multi type detectors	Reliability improved in Fire detection system
5	Hydrocarbon Detection 2022-23	Installation of Hydrocarbon Detector	Improvement in monitoring and emergency preparedness
6	ZLD system provision 2022-23	Water recovery from effluent with the help of zero liquid discharge scheme	Water saving
7	STP revamp 2022-23	STP revamp	Reliability improved in wastewater treatment
8	Lightning protection improvement 2022-23	Conventional type lightning arrestors replaced with latest technology	Reliability improved in lightning protection

7. **Does the entity have a business continuity and disaster management plan? Give details in 100 words/ web link.**

Yes, SPL has a comprehensive business continuity and disaster management plan developed and deployed to manage any emergency, disaster, crisis and business interruption scenario. SPL has an Onsite Emergency Management Plan developed for enhanced emergency preparedness and response and an Off-site Emergency Plan that has been prepared and submitted to The Honorable District Collectorate. Natural disasters such as flood, earthquake, etc. have been taken into consideration while preparing the plan and adequate information regarding safety measures, dos and don'ts, emergency contact numbers, identification plan, evaluation mechanism and response to various potential emergency situations are inter-alia included as part of the plan. In addition, the plan also covers the transport emergency strategy for vehicles which are carrying raw material and finished goods to/ from SPL site premises. SPL also has a 'Disaster Recovery' setup in place for data security and management.

8. **Disclose any significant adverse impact to the environment, arising from the value chain of the entity. What mitigation or adaptation measures have been taken by the entity in this regard.**

SPL has not monitored data on percentage of value chain partners assessed during year. Maintaining a forward-looking approach for minimizing potential risks, SPL has developed transport emergency management plans for vehicles which carry hazardous raw material to the plant/ site locations.

9. **Percentage of value chain partners (by value of business done with such partners) that were assessed for environmental impacts.**

SPL has not monitored data on percentage of value chain partners assessed during FY 2022-23.

Principle 7: Businesses, when engaging in influencing public and regulatory policy, should do so in a manner that is responsible and transparent



Essential Indicators

1. a. **Number of affiliations with trade and industry chambers/ associations.**
 SPL is a member of the 6 trade associations

b. **List the top 10 trade and industry chambers/ associations (determined based on the total members of such body) the entity is a member of/ affiliated to.**

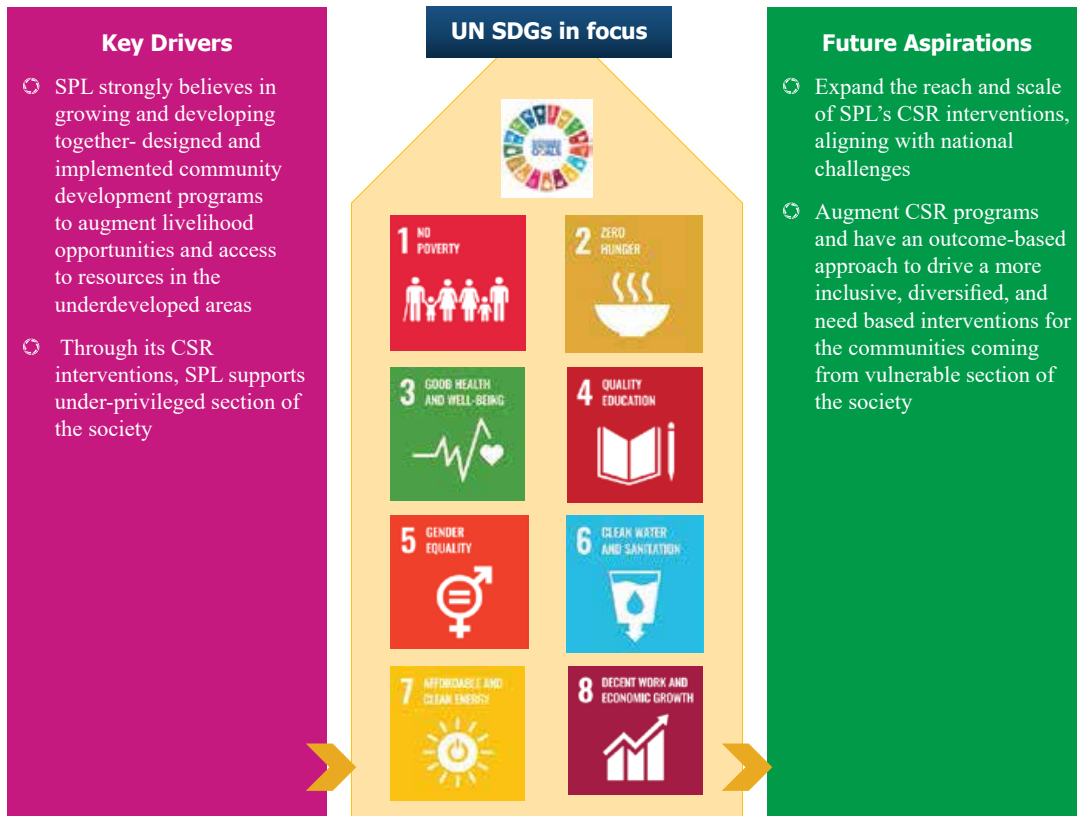
Sr. No.	Name of the trade and industry chambers/ associations	Reach of trade and industry chambers/ associations (State/National)
1	Confederation of Indian Industries (CII)	National
2	Chemical and Petrochemical Manufacturers Association (CPMA)	National
3	Organization of Plastic Processors of India (OPPI)	National
4	The Plastics Export Promotion Council (Plexconcil)	National
5	The Bombay Chamber of Commerce and Industry (BCCI)	State
6	Indian Centre for Plastics in the Environment (ICPE)	National

2. **Provide details of corrective action taken or underway on any issues related to anti-competitive conduct by the entity, based on adverse orders from regulatory authorities.**
 Not Applicable since there were no cases of anti-competitive conduct by SPL in FY 2022-23.

Leadership Indicators

1. **Details of public policy positions advocated by the entity:**
 SPL did not contribute to public policy advocacy in FY 2022-23.

Principle 8: Businesses should promote inclusive growth and equitable development



Essential Indicators

1. Details of Social Impact Assessments (SIA) of projects undertaken by the entity based on applicable laws, in the current financial year.

Social impact assessments have not been currently conducted in FY 2022-23, but SPL plans on conducting them in the future once the projects reach an appropriate maturity level.

2. Provide information on project(s) for which ongoing Rehabilitation and Resettlement (R&R) is being undertaken by your entity, in the following format:

SPL does not have any projects for which ongoing Rehabilitation and Resettlement (R&R) has been undertaken.

3. Describe the mechanisms to receive and redress grievances of the community.

Communities and NGOs can reach SPL through the Public Relations Department at SPL Factory, Nagothane. The Team is responsible for receiving and redressing any grievance/s from the community in an effective, conducive, and timely manner (if any).

4. Percentage of input material (inputs to total inputs by value) sourced from suppliers:

	FY 2022-23	FY 2021-22
Directly sourced from MSMEs/ small producers	<1%	<1%
Sourced directly from within the district and neighbouring districts	<1%	<1%

Leadership Indicators

1. **Provide details of actions taken to mitigate any negative social impacts identified in the Social Impact Assessments (Reference: Question 1 of Essential Indicators above):**

Not Applicable since SPL did not undertake any Social Impact Assessment (SIA) for its CSR Projects during the FY 2022-23.

2. **Provide the following information on CSR projects undertaken by your entity in designated aspirational districts as identified by government bodies:**

Currently no CSR programs/ interventions are being implemented in Aspirational Districts, as listed down by NITI Aayog, Government of India.

3. a. Do you have a preferential procurement policy where you give preference to purchase from suppliers comprising marginalized /vulnerable groups? (Yes/No)	No
b. From which marginalized /vulnerable groups do you procure?	Not Applicable
c. What percentage of total procurement (by value) does it constitute?	Not Applicable

4. **Details of the benefits derived and shared from the intellectual properties owned or acquired by your entity (in the current financial year), based on traditional knowledge:**

Sr. No.	Intellectual Property based on traditional knowledge	Owned/Acquired (Yes/ No)	Benefit shared (Yes/No)	Basis of calculating benefit share
	NIL	–	–	–

5. **Details of corrective actions taken or underway, based on any adverse order in intellectual property related disputes wherein usage of traditional knowledge is involved.**

Not Applicable

6. **Details of beneficiaries of CSR Projects:**

Sr. No.	CSR Projects	No. of persons benefitted from CSR Projects	% of beneficiaries from vulnerable and marginalized groups
1	20 Public Toilet Blocks for Villages and Schools in Raigad District	940	86%
2	Construction of Health Centre at Wangani	7,500	49%
3	Donation for Blood Component Separation Unit at Jankalyan Blood Bank - Mahad	568	60%
4	11 Anganwadi buildings in Raigad District	153	95%
5	Renewal of Software and Hardware services of E-learning facilities at Schools in Raigad District	750	100%
6	Construction of New School Building at Amdoshi.	140	64%
7	Distribution of Notebooks and School bags in Schools	817	61%
8	Provision of Water Coolers in Schools	550	65%
9	Gymnasium Equipment for Village Warasagaon and Medha	2,630	63%
10	Akshaya Patra Foundation (Mid-Day Meal Programme for students)	334	N.A.
11	Ayang Trust (Educational Support)	182	N.A.
12	Shrunkhala Organisation for Sustainable Development (re-cycling of EPS waste)	1000	N.A.
13	Educational Support through Supreme Foundation	93584	N.A.
14	Old-Age Home Paraplegic Centre	231	N.A.

Principle 9: Businesses should engage with and provide value to their customers and consumers in a responsible manner.



Essential Indicators

1. Describe the mechanisms in place to receive and respond to consumer complaints and feedback.
 SPL has a comprehensive process to facilitate timely redressal of the consumer complaints received. The Marketing Team receives the complaints from the consumer/trader regarding any concern with the product and register the complaint in the SAP system. The Customer Service and Support (CSS) team then addresses the complaint and tries to troubleshoot the complaint at customer’s end. If the complaint is not resolved through this, the manufacturing site is informed regarding the issue for taking the necessary corrective actions.

2. Turnover of products and/ services as a percentage of turnover from all products/service that carry information about:

	As a percentage to total turnover
Environmental and social parameters relevant to the product	100%
Safe and responsible usage	100%
Recycling and/or safe disposal	100%

3. Number of consumer complaints in respect of the following:

SPL engages closely with its customer base to understand their requirements, preferences and concerns. SPL maintains a good relationship with its customers with its timely support, effective information dissemination, and continuous engagement. SPL has been able to maintain its stand of Zero Consumer complaints for last 2 financial years.

	FY 2022-23			FY 2021-22		
	Received during the year	Pending resolution at end of year	Remarks	Received during the year	Pending resolution at end of year	Remarks
Data privacy	0	0	–	0	0	–
Advertising	0	0	–	0	0	–
Cyber-security	0	0	–	0	0	–
Delivery of essential services	0	0	–	0	0	–
Restrictive Trade Practices	0	0	–	0	0	–
Unfair Trade Practices	0	0	–	0	0	–
Other - Quality of the Product	10	0	–	0	0	–



4. Details of instances of product recalls on account of safety issues:

	Number	Reasons for recall
Voluntary recalls	0	–
Forced recalls	0	–

5. Does the entity have a framework/ policy on cyber security and risks related to data privacy? (Yes/ No) If available, provide a web-link of the policy. Yes, SPL has a framework developed on mitigation of cybersecurity and associated risks. The document is available internally to all employees.

6. Provide details of any corrective actions taken or underway on issues relating to advertising, and delivery of essential services; cyber security and data privacy of customers; re-occurrence of instances of product recalls; penalty / action taken by regulatory authorities on safety of products / services.

For FY 2022-23, there were no complaints received for issues pertaining to delivery of essential services, advertising, action taken by regulatory authorities on safety of products/services. However, SPL has a zero-tolerance approach towards unethical or malpractices of any form and maintains the highest standards of integrity while engaging with stakeholders to ensure compliance with regulatory norms and necessary compliance at all stakeholder's end.

Leadership Indicators

1. Channels / platforms where information on products and services of the entity can be accessed (provide web link, if available).

Information related to SPL's products and services can be found on the Official Website: www.supremepetrochem.com

2. Steps taken to inform and educate consumers about safe and responsible usage of products and/or services.

SPL's products carry information on safe and responsible usage of the product in the form of processing guidelines and a Troubleshooting Guide to enhance the processing knowledge of the customers regarding the product.

3. Mechanisms in place to inform consumers of any risk of disruption/discontinuation of essential services.

SPL adheres to relevant regulatory requirements by disclosing information to stakeholders on various business continuity as well as environmental and social aspects. However, in case of any risk of disruption or discontinuation, SPL abides by the regulatory requirements and reaches out to its consumers through digital platforms such as email notifications and Stock Exchange Portals for awareness and updates regarding the situation.

4. Does the entity display product information on the product over and above what is mandated as per local laws? (Yes/No/Not Applicable) If yes, provide details in brief.

No

Did your entity carry out any survey with regard to consumer satisfaction relating to the major products / services of the entity, significant locations of operation of the entity or the entity as a whole? (Yes/No)

Yes, SPL conducts a Customer Satisfaction Survey once every 2 years for Domestic as well as International clients with an aim to get a perspective on their requirements, concerns and suggestions. This is used for decision-making and assessment and improvement of processes internally.

5. Provide the following information relating to data breaches:

a. Number of instances of data breaches along-with impact	No data breaches were recorded in FY 2022-23
b. Percentage of data breaches involving personally identifiable information of customers	No data breaches were recorded in FY 2022-23



INDEPENDENT AUDITOR’S REPORT

**To the Members of Supreme Petrochem Limited
Report on the Standalone Financial Statements**

Opinion

We have audited the standalone financial statements of **Supreme Petrochem Limited** (“the Company”), which comprise the Balance Sheet as at March 31, 2023, the Statement of Profit and Loss (including other comprehensive income), Statement of Changes in Equity and Statement of Cash Flows for the year then ended, and a summary of significant accounting policies and other explanatory information (hereinafter referred to as “the standalone financial statements”).

In our opinion and to the best of our information and according to the explanations given to us, the aforesaid standalone financial statements give the information required by the Companies Act, 2013 (“the Act”) in the manner so required and give a true and fair view in conformity with the accounting principles generally accepted in India including the Indian Accounting Standards specified under section 133 of the Act (“Ind AS”), of the state of affairs of the Company as at March 31, 2023 and its profit (including other comprehensive income), changes in equity and its cash flows for the year ended on that date.

Basis for Opinion

We conducted our audit in accordance with the Standards on Auditing (SAs) specified under section 143(10) of the Act. Our responsibilities under those Standards are further described in the Auditor’s Responsibilities for the Audit of the Standalone Financial Statements section of our report. We are independent of the Company in accordance with the Code of Ethics issued by the Institute of Chartered Accountants of India (ICAI) together with the ethical requirements that are relevant to our audit of the standalone financial statements under the provisions of the Act and the Rules made thereunder, and we have fulfilled our other ethical responsibilities in accordance with these requirements and the ICAI’s Code of Ethics. We believe that the audit evidence we have obtained is sufficient and appropriate to provide a basis for our opinion.

Key Audit Matters

Key audit matters are those matters that, in our professional judgment, were of most significance in our audit of the standalone financial statements of the current period. These matters were addressed in the context of our audit of the standalone financial statements as a whole, and in forming our opinion thereon, and we do not provide a separate opinion on these matters.

We have determined the matters described below to be key audit matters to be communicated in our report.

Key Audit Matter description	How the scope of our audit responded the key audit matter
Valuation of inventory:	
Value of Inventory amounting to ₹ 64,693.14 Lakhs forms a significant part i.e. 23.69% of the Company’s total assets.	We have reviewed the stock records and held discussion with the management. We have verified arithmetical accuracy of valuation records / reports.
Inventory comprises of Raw Materials, Finished Goods, Stock in process and Stores and Spares.	Inventory at all the locations, except inventory at third party locations and finish goods in transit were physically verified by the management as at March 31, 2023. We have also carried out physical verification of inventory on test check basis during our audit at the plant at Nagothane and Manali and at certain godowns of the Company. In addition to that we have also carried out alternate audit procedures to satisfy ourselves with respect to existence of the inventory at the year-end.
Inventories are valued at lower of cost and net realizable value.	For a sample of inventory items, we have verified that the weighted average cost calculation by the system and satisfied ourselves.
Styrene Monomer is the main raw material for the Company. Styrene Monomer, which is imported, is subject to high price fluctuation risk as well as foreign currency risk.	We have reviewed the price movement of Styrene Monomer prices with respect to cost to the Company and the contracts entered into by the Company and also has Compared such prices with the recent selling prices.
The volatility in the prices of Styrene Monomer may significantly impact the valuation of not only Raw material but also other items of inventory.	We have compared the value of Finished Goods with the last selling prices of the respective product to determine the basis of valuation adopted.
In determining the net realizable value, the management uses data of sales of finished good available which is a management estimate.	
We have considered this as a key audit matter due to the significance in the amount of inventory and volatility in the prices of Styrene Monomer.	

Information Other than the Standalone Financial Statements and Our Report thereon

The Company’s Board of Directors is responsible for the other information. The Other Information comprises of the Directors’ Report and Management Discussion & Analysis (but does not include the standalone financial statements and our report thereon), which we obtained prior to the date of this report. Our opinion on the standalone financial statements does not cover the Other Information and we do not and will not express any form of assurance conclusion thereon.

In connection with our audit of the standalone financial statements, our responsibility is to read the Other Information identified above and, in doing so, consider whether the Other Information is materially inconsistent with the standalone financial statements or our knowledge obtained in the audit, or otherwise appears to be materially misstated.

If, based on the work we have performed on the Other Information that we obtained prior to the date of this auditor's report, we conclude that if there is a material misstatement of this Other Information, we are required to report that fact. We have nothing to report in this regard.

Responsibilities of Management and Those Charged with Governance for the Standalone Financial Statements

The Company's Board of Directors is responsible for the matters stated in section 134(5) of the Act with respect to the preparation of these standalone financial statements that give a true and fair view of the financial position, financial performance, changes in equity, cash flows of the Company in accordance with the Ind AS and other accounting principles generally accepted in India.

This responsibility also includes maintenance of adequate accounting records in accordance with the provisions of the Act for safeguarding the assets of the Company and for preventing and detecting frauds and other irregularities; selection and application of appropriate accounting policies; making judgments and estimates that are reasonable and prudent; and design, implementation and maintenance of adequate internal financial controls, that were operating effectively for ensuring the accuracy and completeness of the accounting records, relevant to the preparation and presentation of the standalone financial statements that give a true and fair view and are free from material misstatement, whether due to fraud or error.

In preparing the financial statements, management is responsible for assessing the Company's ability to continue as a going concern, disclosing, as applicable, matters related to going concern and using the going concern basis of accounting unless management either intends to liquidate the Company or to cease operations, or has no realistic alternative but to do so.

The Board of Directors are also responsible for overseeing the Company's financial reporting process.

Auditor's Responsibilities for the Audit of the Standalone Financial Statements

Our objectives are to obtain reasonable assurance about whether the standalone financial statements as a whole are free from material misstatement, whether due to fraud or error, and to issue an auditor's report that includes our opinion. Reasonable assurance is a high level of assurance, but is not a guarantee that an audit conducted in accordance with SAs will always detect a material misstatement when it exists. Misstatements can arise from fraud or error and are considered material if, individually or in the aggregate, they

could reasonably be expected to influence the economic decisions of users taken on the basis of these standalone financial statements.

As part of an audit in accordance with SAs, we exercise professional judgment and maintain professional skepticism throughout the audit. We also

- Identify and assess the risks of material misstatement of the standalone financial statements, whether due to fraud or error, design and perform audit procedures responsive to those risks, and obtain audit evidence that is sufficient and appropriate to provide a basis for our opinion. The risk of not detecting a material misstatement resulting from fraud is higher than for one resulting from error, as fraud may involve collusion, forgery, intentional omissions, misrepresentations, or the override of internal control.
- Obtain an understanding of internal control relevant to the audit in order to design audit procedures that are appropriate in the circumstances. Under section 143(3)(i) Act, we are also responsible for expressing our opinion on whether the Company has adequate internal financial controls system in place and the operating effectiveness of such controls.
- Evaluate the appropriateness of accounting policies used and the reasonableness of accounting estimates and related disclosures made by management.
- Conclude on the appropriateness of management's use of the going concern basis of accounting and, based on the audit evidence obtained, whether a material uncertainty exists related to events or conditions that may cast significant doubt on the Company's ability to continue as a going concern. If we conclude that a material uncertainty exists, we are required to draw attention in our auditor's report to the related disclosures in the standalone financial statements or, if such disclosures are inadequate, to modify our opinion. Our conclusions are based on the audit evidence obtained up to the date of our auditor's report. However, future events or conditions may cause the Company to cease to continue as a going concern.
- Evaluate the overall presentation, structure and content of the standalone financial statements, including the disclosures, and whether the financial statements represent the underlying transactions and events in a manner that achieves fair presentation.

Materiality is the magnitude of the misstatement in the standalone financial statements that, individually or in aggregate, makes it probable that the economic decisions of a reasonably knowledgeable user of the standalone financial statements may be influenced. We consider quantitative materiality and qualitative factors in; (i) planning the scope of our audit work and evaluating the results of our work; and (ii) to evaluate the effects of any identified misstatements in the standalone financial statements.



We communicate with those charged with governance regarding, among other matters, the planned scope and timing of the audit and significant audit findings, including any significant deficiencies in internal control that we identify during our audit.

We also provide those charged with governance with a statement that we have complied with relevant ethical requirements regarding independence, and to communicate with them all relationships and other matters that may reasonably be thought to bear on our independence, and where applicable, related safeguards.

From the matters communicated with those charged with governance, we determine those matters that were of most significance in the audit of the standalone financial statements of the current period and are therefore the key audit matters. We describe these matters in our auditor's report unless law or regulation precludes public disclosure about the matter or when, in extremely rare circumstances, we determine that a matter should not be communicated in our report because the adverse consequences of doing so would reasonably be expected to outweigh the public interest benefits of such communication.

Report on Other Legal and Regulatory Requirements

1. As required by the Companies (Auditor's Report) Order, 2020 ('the Order'), issued by the Central Government of India in terms of section 143(11) of the Act, we give in the 'Annexure A', a statement on the matters specified in the paragraph 3 and 4 of the Order.
2. As required by section 143(3) of the Act, we report that:
 - a) We have sought and obtained all the information and explanations which to the best of our knowledge and belief were necessary for the purposes of our audit;
 - b) In our opinion proper books of account as required by law have been kept by the Company so far as it appears from our examination of those books;
 - c) The Balance Sheet, the Statement of Profit and Loss (including other comprehensive income), the Statement of Cash Flows and the Statement of Changes in Equity dealt with by this Report are in agreement with the books of account;
 - d) In our opinion, the aforesaid standalone financial statements comply with the Accounting Standards specified under section 133 of the Act, read with rule 7 of the Companies (Accounts) Rules, 2014;
 - e) On the basis of the written representations received from the directors as on March 31, 2023 taken on record by the Board of Directors, none of the directors is disqualified as on March 31, 2023 from being appointed as a director in terms of section 164(2) of the Act;

- f) With respect to the adequacy of the internal financial controls over financial reporting of the Company and the operating effectiveness of such controls, refer to our separate report in 'Annexure B';

- g) With respect to the other matters to be included in the Auditor's Report in accordance with the requirements of section 197(16) of the Act, as amended:

In our opinion and to the best of our information and according to the explanations given to us, the remuneration paid by the Company to its directors during the year is in accordance with the provisions of section 197 of the Act.

- h) With respect to the other matters to be included in the Auditor's Report in accordance with rule 11 of the Companies (Audit and Auditors) Rules, 2014, as amended, in our opinion and to the best of our information and according to the explanations given to us:
 - i. The Company has disclosed the impact of pending litigations on its standalone financial position in its standalone financial statements. Refer Note 40 to the financial statements;
 - ii. The Company has made provisions, as required under the applicable law or accounting standards, for material foreseeable losses, if any, on long term contracts including derivative contracts to the standalone financial statements; and
 - iii. There has been no delay in transferring amounts, required to be transferred, to the Investor Education and Protection Fund by the Company.
 - iv. (a) The management has represented that, to the best of its knowledge and belief, no funds have been advanced or loaned or invested (either from borrowed funds or share premium or any other sources or kind of funds) by the Company to or in any other person(s) or entity(ies), including foreign entities ("Intermediaries"), with the understanding, whether recorded in writing or otherwise, that the Intermediary shall, whether, directly or indirectly, lend or invest in other persons or entities identified in any manner whatsoever by or on behalf of the Company ("Ultimate Beneficiaries") or provide any guarantee, security or the like on behalf of the Ultimate Beneficiaries.

(b) The management has represented that, to the best of its knowledge and belief, no funds have been received by the Company from any person(s) or entity(ies), including

- foreign entities (“Funding Parties”), with the understanding, whether recorded in writing or otherwise, that the Company shall, whether, directly or indirectly, lend or invest in other persons or entities identified in any manner whatsoever by or on behalf of the Funding Party (“Ultimate Beneficiaries”) or provide any guarantee, security or the like on behalf of the Ultimate Beneficiaries; and
- (c) Based on such audit procedures that we considered reasonable and appropriate in the circumstances, nothing has come to our notice that has caused us to believe that the representations under sub-clause (a) and (b) contain any material misstatement.
- v. As stated in Note No. 17.7 to the standalone financial statements
- (a) The final dividend proposed in the previous year, declared and paid by the Company during the year is in accordance with Section 123 of the Act, as applicable.
- (b) The interim dividend declared and paid by the Company during the year and until the date of this report is in compliance with Section 123 of the Act.
- (c) The Board of Directors of the Company have proposed final dividend for the year which is subject to the approval of the members at the ensuing Annual General Meeting. The amount of dividend proposed is in accordance with section 123 of the Act, as applicable.
- vi. As proviso to rule 3(1) of the Companies (Accounts) Rule, 2014 is applicable for the Company only with effect from April 1, 2023, reporting under this clause is not applicable.

For G. M. Kapadia & Co.
Chartered Accountants
Firm Registration No.104767 W

Satya Ranjan Dhall
Partner
Membership No. 214046
UDIN: 23214046BGQJTA4948

Place: Mumbai
Dated this 26 day of April, 2023



ANNEXURE A TO THE INDEPENDENT AUDITOR'S REPORT FOR OUR REPORT OF EVEN DATE

Referred to in paragraph 1 under 'Report on Other Legal & Regulatory Requirements' of our report on even date to the members of the Company on standalone financial statements for the year ended March 31, 2023

- (i) (a) (A) The Company has maintained proper records showing full particulars, including quantitative details and situation of property plant and equipment. (B) The Company has maintained proper records of Intangible assets showing full particulars of such assets; (b) As informed to us, the property plant and equipment and right-to-use assets have been physically verified by the management during the period according to a phased programme. In our opinion, such programme is reasonable having regard to the size of the Company and the nature of its assets. We have been further informed that no material discrepancies were noticed on such verification by the management between the book records and physical verification. (c) Based on our examination of the property tax receipts and lease agreement for land on which building is constructed, registered sale deed / transfer deed / conveyance deed provided to us, we report that, the title in respect of self-constructed buildings and title deeds of all other immovable properties (other than properties where the company is the lessee and the lease agreements are duly executed in favour of the lessee), disclosed in the financial statements included under Property, Plant and Equipment are held in the name of the Company as at the balance sheet date. (d) The Company has not revalued its Property, Plant and Equipment (including Right of Use assets) or intangible assets or both during the year. Accordingly, paragraph 3(i)(d), of the Order are not applicable; (e) As represented by the management there are no proceedings initiated or are pending against the Company for holding any benami property under the Benami Transactions (Prohibition) Act, 1988 (45 of 1988) and rules made thereunder. (ii) (a) Inventories have been physically verified during the year by the management. In our opinion, the coverage and procedure of verification is reasonable; and the discrepancies noticed on physical verification in each class of Inventory as compared to the book records were not material (less than 10%) having regards to size and nature of operations and have been properly dealt with in the books of account. (b) As stated in note number 44, the Company has been sanctioned working capital limits in excess of five

crore rupees in aggregate form banks and financial institutions on the basis of security of current assets. We have observed that there are no discrepancies in the quarterly statement filed by the Company with such banks as compared to the books of account maintained by the Company. However, we have not carried out specific audit of such statements.

- (iii) The Company has made investments in companies, firms, Limited Liability Partnerships, and granted unsecured loans to other parties, during the year, (a) (A) The Company does not have any subsidiaries, joint ventures and associates and hence reporting under clause 3(iii)(a) (A) of the Order is not applicable.; (B) Details of investments in, companies, firms, Limited Liability Partnerships, and granted unsecured loans to other parties, during the year are as under:

(₹ in Lakhs)

Table with 5 columns: Guarantees, Security, Loans, Advances in nature of loans. Rows include Aggregate amount granted/provided during the year, breakdown by Subsidiaries, Joint Ventures, Associates, Others, and Balance outstanding as at balance sheet date.

- (b) In our opinion, the investments made and the terms and conditions of the grant of loans, during the year are, prima facie, not prejudicial to the Company's interest. (c) In respect of loans and advances in the nature of loans, the schedule of repayment of principal and payment of interest has been stipulated and the repayments or receipts are regular; (d) In respect of loans granted by the Company, there is no overdue amount remaining outstanding as at the balance sheet date.

- (e) No loan granted by the Company which has fallen due during the year, has been renewed or extended or fresh loans granted to settle the overdues of existing loans given to the same parties.
- (f) The Company has not granted any loans or advances in the nature of loans either repayable on demand or without specifying any terms or period of repayment during the year. Hence, reporting under clause 3(iii) (f) is not applicable.
- (g) The Company has not provided any guarantee or security or granted any advances in the nature of loans, secured or unsecured, to companies, firms, Limited Liability Partnerships or any other parties.
- (iv) The Company has complied with the provisions of Sections 185 and 186 of the Companies Act, 2013 in respect of loans granted, investments made and guarantees and securities provided, as applicable.
- (v) In our opinion and according to the information and explanations given to us, the Company has complied with the directives issued by the Reserve Bank of India and the provisions of sections 73 to 76 or any other relevant provisions of the Act and the rules framed there under, to the extent applicable. We are informed by the Management that no order has been passed by the Company Law Board or National Company Law Tribunal or Reserve Bank of India or any court or any other Tribunal in this regard.
- (vi) We have broadly reviewed accounts and records maintained by the Company pursuant to rules made by the Central Government for the maintenance of cost records under Section 148(1) of the Act, in respect of Company's products to which the said rules are made applicable and are of the opinion that, prima facie the prescribed accounts and records have been made and maintained. We have, however, not made a detailed examination of records with a view to determine whether they are accurate.
- (vii) (a) According to the information and explanations given to us and according to the records of the Company examined by us, in our opinion, the Company is generally regular in depositing with the appropriate authorities undisputed statutory dues including Provident Fund, Employees' State Insurance, Income-tax, Sales Tax, Goods and Services Tax, duty of customs and other statutory dues to the appropriate authority. According to the information and explanations given to us, no undisputed amounts payable in respect of aforesaid dues were outstanding as at March 31, 2023 for a period of more than 6 months from the date they became payable.
- (b) According to the information and explanations given to us, the particulars of statutory dues that have not been deposited on account of disputes are as under:

(₹ in Lakhs)

Sr. No	Statutes	Nature of Dues	Period	Amount (₹ In lakhs)	Forum where disputes pending
1	Service Tax (Finance Act 1994)	Service Tax and penalty	Sep-2013 - May-2015	117.57	CESTAT
2	Tamil Nadu VAT Act, 2006	VAT and penalty.	2012-2013	1.19	Additional Commissioner
3	GST Act	ITC disallowed	2016-2017	16.71	Deputy Commissioner (Appeals)
4	Income Tax Act, 1961	Income tax	AY 2020-2021	12.58	Income Tax Commissioner (Appeal)

- (viii) According to the information and explanations given to us, there are no such transactions not recorded in the books of account which have been surrendered or disclosed as income during the year in the tax assessments under the Income Tax Act, 1961 (43 of 1961).
- (ix) The Company has not defaulted in repayment of dues to the financial institutions, banks, and government. The Company has not issued any debentures;
- a) The Company has not been declared willful defaulter by any bank or financial institution or government or any government authority.
- b) The Company has not taken any term loan during the year and there are no outstanding term loans at the beginning of the year and hence, reporting under clause 3(ix)(c) of the Order is not applicable.
- c) On an overall examination of the financial statements of the Company, funds raised on short-term basis have, prima facie, not been used during the year for long-term purposes by the Company.
- d) The Company does not have any subsidiaries, joint ventures or associate companies Accordingly, paragraph 3 (ix)(e) of the order is not applicable to the Company;
- e) The Company does not have any subsidiaries, joint ventures or associate companies Accordingly, paragraph 3 (ix)(f) of the order is not applicable to the Company;
- (x) The Company has not raised money by way of initial public offer or further public offer (including debt instruments) nor any term loan during the period under audit. Accordingly, clause 3(x) of the Order is not applicable.



- (xi) During the course of our examination of the books and records of the Company carried out in accordance with the generally accepted auditing practices in India and according to the information and explanations given to us, no fraud on or by the Company or on the Company by its officers or employees has been noticed or reported during the period by the Company.
- (xii) The Company is not a chit fund or a Nidhi Company. Accordingly, the provision of the clause 3(xii) of the Order is not applicable to the Company.
- (xiii) According to the information and explanation given to us and based on our examination of the records of the Company, transactions with related parties are in compliance with sections 177 and 188 of the Act where applicable and the details have been disclosed in the Financial Statements etc., as required by the applicable accounting standards.
- (xiv) (a) In our opinion the Company has an adequate internal audit system commensurate with the size and the nature of its business.
- (b) We have considered, the internal audit reports for the year under audit, issued to the Company during the year and till date, in determining the nature, timing and extent of our audit procedures.
- (c) Based on the response received by the management, there are no whistle-blower complaints received and accordingly the provision of the clause 3(xiv)(c) of the order is not applicable to the Company.
- (xv) The Company has not entered into any non-cash transactions with directors or persons connected with him covered under the provisions of section 192 of the Act. Accordingly, the provision of the clause 3(xv) of the Order is not applicable to the Company.
- (xvi) (a) In our opinion, the Company is not required to be registered under section 45-IA of the Reserve Bank of India Act, 1934. Hence, reporting under clause 3(xvi) (a), (b) and (c) of the Order is not applicable.
- (b) The management has represented that there is no core investment company within the Group (as defined in the Core Investment Companies (Reserve Bank) Directions, 2016) and accordingly reporting under clause 3(xvi)(d) of the Order is not applicable.
- (xvii) The Company has not incurred cash losses during the financial year covered by our audit and the immediately preceding financial year.
- (xviii) There has been no resignation of the statutory auditors of the Company during the year.
- (xix) On the basis of the financial ratios, ageing and expected dates of realisation of financial assets and payment of financial liabilities, other information accompanying the financial statements and our knowledge of the Board of Directors and Management plans and based on our examination of the evidence supporting the assumptions, nothing has come to our attention, which causes us to believe that any material uncertainty exists as on the date of the audit report indicating that Company is not capable of meeting its liabilities existing at the date of balance sheet as and when they fall due within a period of one year from the balance sheet date. We, however, state that this is not an assurance as to the future viability of the Company. We further state that our reporting is based on the facts up to the date of the audit report and we neither give any guarantee nor any assurance that all liabilities falling due within a period of one year from the balance sheet date, will get discharged by the Company as and when they fall due.
- (xx) (a) There are no unspent amounts towards Corporate Social Responsibility (CSR) on other than ongoing projects requiring a transfer to a Fund specified in Schedule VII to the Companies Act in compliance with second proviso to sub-section (5) of Section 135 of the said Act. Accordingly, reporting under clause 3(xx) (a) of the Order is not applicable for the year.
- (b) In respect of ongoing projects, the Company has informed us that the unspent Corporate Social Responsibility (CSR) amount as at the Balance Sheet date out of the amounts that was required to be spent during the year has been deposited in a Special Account in compliance with the provision of sub-section (6) of section 135 of the said Act as on the date of this report.

For G. M. Kapadia & Co.
Chartered Accountants
Firm Registration No.104767 W

Satya Ranjan Dhall
Partner
Membership No. 214046
UDIN: 23214046BGQJTA4948

Place: Mumbai
Dated this 26 day of April, 2023

ANNEXURE B - referred to in paragraph 3(f) under “Report on Other Legal and Regulatory Requirements” of our report of even date

Report on the Internal Financial Controls with reference to financial statements under clause (i) of sub-section 3 of section 143 of the Companies Act, 2013 (“the Act”)

Opinion

We have audited the internal financial controls with reference to financial statements of Supreme Petrochem Limited (“the Company”) as of March 31, 2023 in conjunction with our audit of the Standalone Financial Statements of the Company for the year ended on that date.

In our opinion, the Company has, in all material respects, an adequate internal financial controls system with reference to financial statements and such internal financial controls with reference to financial statements were operating effectively as at March 31, 2023, based on the internal control over financial statements criteria established by the Company considering the essential components of internal control stated in the Guidance Note on Audit of Internal Financial Controls Over Financial Reporting issued by the Institute of Chartered Accountants of India (ICAI).

Management’s Responsibility for Internal Financial Controls

The Company’s management is responsible for establishing and maintaining internal financial controls based on the internal control with reference to financial statements criteria established by the Company considering the essential components of internal control stated in the Guidance Note on Audit of Internal Financial Controls Over Financial Reporting issued by the Institute of Chartered Accountants of India (ICAI). These responsibilities include the design, implementation and maintenance of adequate internal financial controls that were operating effectively for ensuring the orderly and efficient conduct of its business, including adherence to company’s policies, the safeguarding of its assets, the prevention and detection of frauds and errors, the accuracy and completeness of the accounting records, and the timely preparation of reliable financial information, as required under the Act.

Auditors’ Responsibility

Our responsibility is to express an opinion on the Company’s internal financial controls with reference to financial statements based on our audit. We conducted our audit in accordance with the Guidance Note on Audit of Internal Financial Controls Over Financial Reporting (the “Guidance Note”) and the Standards on Auditing, issued by ICAI and deemed to be prescribed under section 143(10) of the Act, to the extent applicable to an audit of internal financial controls, both applicable to an audit of Internal Financial Controls and, both issued by the Institute of Chartered Accountants of India. Those Standards and the Guidance Note require that we comply with ethical requirements and plan and perform the audit to obtain reasonable assurance about whether adequate internal financial controls with reference to financial statements was established and maintained and if such controls operated effectively in all material respects.

Our audit involves performing procedures to obtain audit evidence about the adequacy of the internal financial controls system with reference to financial statements and their operating effectiveness.

Our audit of internal financial controls with reference to financial statements included obtaining an understanding of internal financial controls with reference to financial statements, assessing the risk that a material weakness exists, and testing and evaluating the design and operating effectiveness of internal control based on the assessed risk.

The procedures selected depend on the auditor’s judgement, including the assessment of the risks of material misstatement of the standalone financial statements, whether due to fraud or error.

We believe that the audit evidence we have obtained is sufficient and appropriate to provide a basis for our audit opinion on the Company’s internal financial controls system with reference to financial statements.

Meaning of Internal Financial Controls With reference to Financial Statements

A Company’s internal financial control with reference to financial statements is a process designed to provide reasonable assurance regarding the reliability of financial reporting and the preparation of standalone financial statements for external purposes in accordance with generally accepted accounting principles. A company’s internal financial control with reference to financial statements includes those policies and procedures that (1) pertain to the maintenance of records that, in reasonable detail, accurately and fairly reflect the transactions and dispositions of the assets of the company; (2) provide reasonable assurance that transactions are recorded as necessary to permit preparation of standalone financial statements in accordance with generally accepted accounting principles, and that receipts and expenditures of the company are being made only in accordance with authorizations of management and directors of the company; and (3) provide reasonable assurance regarding prevention or timely detection of unauthorized acquisition, use, or disposition of the company’s assets that could have a material effect on the standalone financial statements.

Inherent Limitations of Internal Financial Controls With reference to Financial Statements

Because of the inherent limitations of internal financial controls with reference to financial statements, including the possibility of collusion or improper management override of controls, material misstatements due to error or fraud may occur and not be detected. Also, projections of any evaluation of the internal financial controls with reference to financial statements to future periods are subject to the risk that the internal financial control with reference to financial statements may become inadequate because of changes in conditions, or that the degree of compliance with the policies or procedures may deteriorate.

For G. M. Kapadia & Co.
Chartered Accountants
Firm Registration No.104767 W

Satya Ranjan Dhall
Partner
Membership No. 214046
UDIN: 23214046BGQJTA4948

Place: Mumbai
Dated this 26 day of April, 2023



BALANCE SHEET AS AT MARCH 31, 2023

(₹ in Lakhs)

Particulars	Note No	As at 31-03-2023	As at 31-03-2022
ASSETS			
1. Non-Current Assets			
(a) Property, plant and equipment	2	51,151.22	30,200.51
(b) Capital work-in-progress	3	10,804.27	17,894.43
(c) Right-to- use assets	4	1,470.46	3,441.03
(d) Other Intangible assets	5	38.80	48.65
(e) Financial assets			
(i) Loans	6	194.94	124.07
(ii) Other non-current financial assets	7	2,488.92	478.28
(f) Other non-current assets	8	4,102.79	1,146.56
Total non-current assets		70,251.40	53,333.53
2. Current Assets			
(a) Inventories	9	64,693.14	30,075.57
(b) Financial assets			
(i) Investment in mutual funds	10	56,255.07	48,378.88
(ii) Trade receivables	11	36,229.13	41,178.46
(iii) Cash and cash equivalents	12	8,331.45	21,753.81
(iv) Bank balances other than (iii) above	13	26,620.27	22,991.07
(v) Loans	14	87.81	76.81
(vi) Other current financial assets	15	5,630.06	6,003.49
(c) Current tax assets (net)		1,303.39	879.45
(d) Other current assets	16	3,700.23	3,158.46
Total current assets		202,850.55	174,496.00
TOTAL ASSETS		273,101.95	227,829.53
EQUITY AND LIABILITIES			
EQUITY			
(a) Equity share capital	17	3,760.83	3,760.83
(b) Other equity	18	180,625.68	147,802.49
Total equity		184,386.51	151,563.32
LIABILITIES			
1. Non-Current Liabilities			
(a) Financial Liabilities			
(i) Lease Liability	19	236.85	1,667.09
(ii) Other financial liabilities	20	358.33	331.45
(b) Provisions	21	362.01	342.57
(c) Deferred tax liabilities (net)	22	3,540.72	3,440.97
Total non-current liabilities		4,497.91	5,782.08

BALANCE SHEET AS AT MARCH 31, 2023 (Contd....)

(₹ in Lakhs)

Particulars	Note No	As at 31-03-2023	As at 31-03-2022
2. Current Liabilities			
(a) Financial Liabilities			
(i) Lease Liability	23	1,428.75	2,056.20
(ii) Trade payables	24		
– Total outstanding dues of micro and small enterprises		101.13	11.73
– Total outstanding dues of creditors other than micro and small enterprises		78,101.20	52,581.67
(iii) Other financial liabilities	25	2,961.54	9,664.69
(b) Current tax liabilities (net)		61.19	9.96
(c) Provisions	26	218.77	261.30
(d) Other current liabilities	27	1,344.95	5,898.58
Total current liabilities		84,217.53	70,484.13
TOTAL EQUITY AND LIABILITIES		273,101.95	227,829.53
Significant Accounting Policies	1		
The accompanying notes are an integral part of the financial statements.			

As per our report of even date.

For **G. M. Kapadia & Co**
Chartered Accountants
Firm's Reg. No.104767W

Satya Ranjan Dhall
Partner
Membership No. 214046

Place : Mumbai
Date : April 26, 2023

N. Gopal
Executive Director (Styrenics) & Manager

Rakesh Nayyar
Executive Director
(Finance & Corporate Affairs) &
Chief Financial Officer

D. N. Mishra
Company Secretary

For and on behalf of the Board

M. P. Taparia, *Chairperson*
Rajan B. Raheja
B. L. Taparia
S. J. Taparia
R. Kannan
Ms. Ameeta Parpia
Dr. S. Sivaram
Rajeev M. Pandia
K. V. Mujumdar

} *Directors*

Place : Mumbai
Date : April 26, 2023



STATEMENT OF PROFIT AND LOSS FOR THE YEAR ENDED MARCH 31, 2023

		(₹ in Lakhs)	
Particulars	Note No	2022-2023	2021-2022
REVENUE			
Revenue from Operations			
Gross Sale		527,760.18	502,205.82
Other Operating Income		960.29	1,023.84
	28	528,720.47	503,229.66
Other Income	29	5,893.59	3,050.12
TOTAL REVENUE		534,614.06	506,279.78
EXPENSES			
Cost of materials consumed	30	321,503.34	270,187.70
Purchase of stock-in-trade	31	119,064.28	113,439.89
Changes in inventories of finished goods and work-in-process	32	(10,669.89)	813.82
Employee benefits expenses	33	5,471.86	4,831.25
Finance costs	34	357.61	477.34
Depreciation and amortisation expenses	35	4,660.27	4,185.11
Other expenses	36	27,537.89	23,562.86
TOTAL EXPENSES		467,925.36	417,497.97
Profit Before Tax		66,688.70	88,781.81
Tax Expenses			
Current tax		16,760.51	22,555.67
Deferred tax		114.41	(100.35)
Profit After Tax		49,813.78	66,326.49
Other Comprehensive Income			
Items that will not be reclassified to profit or loss			
Remeasurement of the defined benefit plans		58.24	110.60
Income tax relating to items that will not be reclassified to profit or loss		(14.66)	(27.83)
Total other comprehensive Income		43.58	82.77
Total Comprehensive Income for the period		49,770.20	66,243.72
Earning per share (₹)			
Basic	49.2	26.49	35.27
Diluted		26.49	35.27
Nominal Value of Share			
		2.00	2.00
Significant Accounting Policies			
The accompanying notes are an integral part of the financial statements.			

As per our report of even date.

For **G. M. Kapadia & Co**
Chartered Accountants
Firm's Reg. No.104767W

Satya Ranjan Dhall
Partner
Membership No. 214046

N. Gopal
Executive Director (Styrenics) & Manager

Rakesh Nayyar
Executive Director
(Finance & Corporate Affairs) &
Chief Financial Officer

D. N. Mishra
Company Secretary

For and on behalf of the Board

M. P. Taparia, *Chairperson*
Rajan B. Raheja
B. L. Taparia
S. J. Taparia
R. Kannan
Ms. Ameeta Parpia
Dr. S. Sivaram
Rajeev M. Pandia
K. V. Mujumdar

Directors

Place : Mumbai
Date : April 26, 2023

Place : Mumbai
Date : April 26, 2023

STATEMENT OF CHANGE IN EQUITY FOR THE YEAR ENDED MARCH 31, 2023

(₹ in Lakhs)

A: EQUITY SHARE CAPITAL	Balance as at	Changes in equity		Restated	* Changes in equity	Balance as at
	01-04-2022	share capital due to		Balance as at	share capital during	31-03-2023
Particulars		prior Period Errors		01-04-2022	the year	
For the year ended 31-03-2023 (Refer Note No 45)	3,760.83	-		3,760.83	-	3,760.83
	Balance as at	Changes in equity		Restated	Changes in equity	Balance as at
	01-04-2021	share capital due to		Balance as at	share capital during	31-03-2022
		prior Period Errors		01-04-2021	the year	
For the year ended 31-03-2022	9,402.07	-		9,402.07	(5,641.24)	3,760.83
B: OTHER EQUITY	Reserves and Surplus			Other Comprehensive Income		TOTAL
Particulars	Capital Redemption Reserve	General Reserve	Retained Earnings	Remeasurement of defined benefit plans		
Opening balance as on 01-04-2022	1,811.59	119,852.92	26,502.43	(364.45)		147,802.49
Change in Accounting Policy / Prior period error	-	-	-	-		-
Restated Opening balance as on 01-04-2022	1,811.59	119,852.92	26,502.43	(364.45)		147,802.49
Capital Redemption Expenses		(23.29)				(23.29)
Total Comprehensive Income for the year			49,813.78	(43.58)		49,770.20
Dividends paid to Share holder			(16,923.72)			(16,923.72)
Transfer to General Reserve		25,000.00	(25,000.00)			-
Balance at 31-03-2023	1,811.59	144,829.63	34,392.49	(408.03)		180,625.68
Particulars	Reserves and Surplus			Other Comprehensive Income		TOTAL
	Capital Redemption Reserve	General Reserve	Retained Earnings	Remeasurement of defined benefit plans		
Opening balance as on 01-04-2021	1,811.59	74,863.15	20,689.35	(281.68)		97,082.41
Change in Accounting Policy / Prior period error	-	-	-	-		-
Restated Opening balance as on 01-04-2021	1,811.59	74,863.15	20,689.35	(281.68)		97,082.41
Capital Redemption Expenses		(10.23)				(10.23)
Total Comprehensive Income for the year			66,326.49	(82.77)		66,243.72
Dividends paid to Share holder			(15,513.41)			(15,513.41)
Transfer to General Reserve		45,000.00	(45,000.00)			-
Balance at 31-03-2022	1,811.59	119,852.92	26,502.43	(364.45)		147,802.49

Capital Redemption Reserve: Capital Redemption Reserve was created for redemption of preference shares issued by the Company and for buy back of shares. The Reserves were created by transfer from general reserves and share premium account.

General Reserves: General Reserve has been created by transfer out of profit generated by the Company and is available for distribution to shareholders.

As per our report of even date.

For and on behalf of the Board

For **G. M. Kapadia & Co**
Chartered Accountants
Firm's Reg. No.104767W

N. Gopal
Executive Director (Styrenics) & Manager

M. P. Taparia, Chairperson
Rajan B. Raheja
B. L. Taparia
S. J. Taparia
R. Kannan
Ms. Ameeta Parpia
Dr. S. Sivaram
Rajeev M. Pandia
K. V. Mujumdar

Satya Ranjan Dhall
Partner
Membership No. 214046

Rakesh Nayyar
Executive Director
(Finance & Corporate Affairs) &
Chief Financial Officer

Directors

D. N. Mishra
Company Secretary

Place : Mumbai
Date : April 26, 2023

Place : Mumbai
Date : April 26, 2023



CASH FLOW STATEMENT FOR THE YEAR ENDED MARCH 31, 2023

(₹ in Lakhs)

	Year ended March 31, 2023	Year ended March 31, 2022
Cash flow from operating activities		
Profit before income tax	66,688.70	88,781.81
Non-cash Adjustment to Profit before tax:		
Depreciation and amortisation expense	4,660.27	4,185.11
Loss/(Gain) on disposal of property, plant and equipment	(2.95)	(0.66)
Adjustment towards IND AS impact	(5.02)	(26.92)
Income classified under investment activity	(5,268.83)	(2,324.73)
Finance costs	357.61	477.34
Unrealised loss/(gain) foreign currency transaction exchange differences (Net)	(1.33)	(280.35)
Operating profit before change in operating assets and liabilities	66,428.45	90,811.60
Change in operating assets and liabilities :		
Decrease/(increase) in trade receivables	5,028.26	(2,693.43)
Decrease/(increase) in inventories	(34,617.57)	1,705.23
Increase/(decrease) in trade payables	25,531.33	(3,968.57)
Decrease/(Increase) in other financial assets	(2,207.43)	(270.60)
Decrease/(increase) in other non-current assets	(1.62)	2.22
Decrease/(increase) in other current assets	(428.04)	(1,225.41)
Increase/(decrease) in provisions	(81.34)	(146.73)
Increase/(decrease) in other non-current financial liability	26.88	(2.91)
Increase/(decrease) in other financial liabilities	(5,634.28)	1,196.88
Increase/(decrease) in other current liabilities	(4,553.63)	4,374.52
Net Change in operating assets and liabilities	(16,937.44)	(1,028.80)
Cash generated from operations	49,491.01	89,782.80
Direct taxes paid (net of refunds)	(17,133.24)	(22,708.01)
Net cash flow from/(used in) operating activities (A)	32,357.77	67,074.79
Cash flow from investing activities		
Payments for acquisition of property, plant and equipment	(20,532.87)	(16,306.00)
Payments for software development costs	(45.75)	(25.55)
Proceeds from sale of property, plant and equipment	17.72	5.20
Sale of liquid investment	576,792.16	411,784.95
Purchase of liquid investment	(573,163.95)	(410,245.31)
Maturity on corporate fixed deposit (net)	494.00	–
Interest received	1,526.89	785.09
Net cash flow from/(used in) investing activities (B)	(14,911.80)	(14,001.62)



CASH FLOW STATEMENT FOR THE YEAR ENDED MARCH 31, 2023 (Contd...)

(₹ in Lakhs)

	Year ended March 31, 2023	Year ended March 31, 2022
Cash flows from financing activities		
Interest paid	(50.94)	(70.16)
Expenses related to capital reduction	(23.29)	(10.23)
Dividends paid to equity shareholders	(16,923.72)	(15,513.41)
Repayment of lease liability	(2,364.99)	(2,058.87)
Net cash flow from/(used in) in financing activities (C)	(19,362.94)	(17,652.67)
Net increase/(decrease) in cash and cash equivalents (A+B+C)	(1,916.97)	35,420.50
Effect of exchange differences on cash & cash equivalent held in foreign currency	–	–
Cash and cash equivalents at the beginning of the year	93,123.76	57,703.26
Cash and cash equivalents at the end of the year	91,206.79	93,123.76
Cash and cash equivalents comprises of :		
(i) Cash and cash equivalents	8,331.45	21,753.81
(ii) Bank balance other than (i) above*	26,620.27	22,991.07
(iii) Investment in mutual fund	56,255.07	48,378.88
Balance as per the cash flow statement :	91,206.79	93,123.76
* Restricted bank balance		
Bank balance in Escrow account for unpaid dividend, reduction of Share Capital & CSR Account	1,178.08	6,263.63

The accompanying notes are an integral part of the financial statements.

As per our report of even date.

For **G. M. Kapadia & Co**
Chartered Accountants
Firm's Reg. No.104767W

Satya Ranjan Dhall
Partner
Membership No. 214046

N. Gopal
Executive Director (Styrenics) & Manager

Rakesh Nayyar
Executive Director
(Finance & Corporate Affairs) &
Chief Financial Officer

D. N. Mishra
Company Secretary

For and on behalf of the Board

M. P. Taparia, Chairperson
Rajan B. Raheja
B. L. Taparia
S. J. Taparia
R. Kannan
Ms. Ameeta Parpia
Dr. S. Sivaram
Rajeev M. Pandia
K. V. Mujumdar

} Directors

Place : Mumbai
Date : April 26, 2023

Place : Mumbai
Date : April 26, 2023



NOTES TO THE STANDALONE FINANCIAL STATEMENTS FOR THE YEAR ENDED MARCH 31, 2023

NOTE : 1

Corporate Information

Supreme Petrochem Ltd (“the Company”) a Public Limited Company incorporated under the Companies Act, 1956, is listed on the Bombay Stock Exchange and National Stock Exchange. The Company is mainly engaged in the business of Styrenics and manufactures Polystyrene (PS), Expandable Polystyrene (EPS), Masterbatches and Compounds of Styrenics and other Polymers, Extruded Polystyrene Insulation Board (XPS) with manufacturing facilities at Amdoshi Dist Raigad, Maharashtra and Manali New Town, Chennai, Tamil Nadu.

Authorisation of financial statements

The standalone financial statements were authorized for issue in accordance with a resolution of the Board of Directors passed on April 26, 2023.

1. SIGNIFICANT ACCOUNTING POLICIES

1.1. Statement of Compliance

In accordance with the notification issued by the Ministry of Corporate Affairs, the Company has adopted Indian Accounting Standards (referred to as “Ind AS”) notified under the Companies (Indian Accounting Standards) Rules 2015 with effect from April 01, 2016.

Further, in accordance with the notification issued by the Ministry of Corporate Affairs under the Companies Act,, 2013 (18 of 2013), dated 24th, March 2021, the Company has adopted the amendments in Schedule III to the said Act, while preparing financial statements namely Balance Sheet, Statement of Profit and Loss, Statement of Change in Equity, Cash flow statement and Notes to the Stand alone financial statements with effect from April 01, 2021.

1.2. Basis of Preparation

The financial statements of the Company are consistently prepared and presented under historical cost convention on an accrual basis in accordance with Ind AS except for certain financial assets and liabilities that are measured at fair values. Refer accounting policy No.1.10 on Financial Instruments.

The Company’s functional currency and presentation currency is Indian Rupees (INR). All amounts disclosed in the financial statements and notes have been rounded off to the nearest lakhs (₹ Lakhs), except otherwise indicated.

Classification of Assets and Liabilities into current and Non-Current

The Company presents its assets and liabilities in the Balance Sheet based on current/non-current classification.

An asset is treated as current when it is:

- a) expected to be realised or intended to be sold or consumed in normal operating cycle;
- b) held primarily for the purpose of trading;
- c) expected to be realised within twelve months after the reporting period; or
- d) cash or cash equivalent unless restricted from being exchanged or used to settle a liability for at least twelve months after the reporting period.

All other assets are classified as non-current.

A liability is treated as current when :

- a) it is expected to be settled in normal operating cycle;
- b) it is held primarily for the purpose of trading;
- c) it is due to be settled within twelve months after the reporting period; or
- d) there is no unconditional right to defer the settlement of the liability for at least twelve months after the reporting period.

All other liabilities are classified as non-current.

Based on the nature of products and the time between the acquisition of assets for processing and their realization in cash and cash equivalents, the Company has ascertained its operating cycle being a period within twelve months for the purpose of current and non-current classification of assets and liabilities.

1.3. Use of judgements, estimates and assumptions

The preparation of the Company's financial statements required management to make judgements, estimates and assumptions that affect the reported amount of revenues, expenses, assets and liabilities, and the accompanying disclosures, and the disclosures of contingent liabilities. Uncertainty about these assumptions and estimates could result in outcomes that require a material adjustment in the future periods in the carrying amount of assets or liabilities affected.

The Company's accounting policies, management has made judgements in respect of evaluation of recoverability of deferred tax assets, which has the most significant effect on the amounts recognized in the financial statements:

The following are the key assumptions concerning the future, and other key sources of estimation uncertainty at the end of the reporting period that may have a significant risk of causing a material adjustment to the carrying amounts of assets and liabilities within;

- a) Useful life of property, plant and equipment and intangible assets: The Company has estimated useful life of the Property Plant and Equipment as specified in Schedule II to the Companies Act, 2013. However the actual useful life for individual equipments could turn out to be different, there could be technology changes, breakdown, unexpected failure leading to impairment or complete discard. Alternately the equipment may continue to provide useful service well beyond the useful life assumed.
- b) Fair value measurement of financial instruments: When the fair values of financial assets and financial liabilities cannot be measured based on quoted process in active market, the fair value is measured using valuation techniques including the discounted cash flow (DCF) model. The inputs to these models are taken from observable markets where possible, but where this is not possible, a degree of judgement is required in establishing fair values.
- c) Impairment of financial and non-financial assets: The impairment provisions for financial assets are based on assumptions about risk of default and expected loss rates. The Company uses judgement in making these assumptions and selecting the input for the impairment calculations, based on Company's past history, existing market conditions, technology, economic developments as well as forward looking estimates at the end of each reporting period.
- d) Taxes: Taxes have been paid / provided, exemptions availed, allowances considered etc. are based on the extant laws and the Company's interpretation of the same based on the legal advice received wherever required. These could differ in the view taken by the authorities, clarifications issued subsequently by the government and courts, amendments to statutes by the government etc.
- e) Defined benefit plans: The cost of defined benefit plans and other post –employment benefits plans and the present value of such obligations are determined using actuarial valuations. An actuarial valuation involves making various assumptions that may differ from actual developments in the future.
- f) Provisions: A provision is recognised when an enterprise has a present obligation as a result of past event and it is probable that an outflow of resources will be required to settle the obligation in respect of which a reliable estimate can be made. Provisions are measured at the present value of management's best estimate of the expenditure required to settle the present obligations at the end of the reporting period. However, the actual liability could be considerably different.

Provisions for leave encashment and gratuity, are made based on report received from the independent actuary. These valuation reports use complex valuation models using not only the inputs provided by the Company but also various other economic variables. Considerable judgement is involved in the process.

- g) Contingencies: A contingent liability is a possible obligation that arises from past events whose existence will be confirmed by the occurrence or non-occurrence of one or more uncertain future events beyond the control of the Company or a present obligation that is not recognized because it is not probable that an outflow of resources will be required to settle the obligation. Potential liabilities that are possible but not probable of crystallizing or are very difficult to quantify reliably are treated as contingent liabilities. Such liabilities are disclosed in the notes but are not recognized.

1.4. Property, Plant and Equipment

Freehold land is carried at historical cost. All other Property, Plant and Equipment are stated at cost, net of recoverable taxes, trade discounts and rebates less accumulated depreciation and impairment loss, if any. The cost of tangible assets



comprises its purchase price, borrowing cost, any costs directly attributable to bringing the asset into the location and condition necessary for it to be capable of operating in the manner intended by management, initial estimation of any decommissioning obligations and finance cost.

When significant parts of the Property, Plant and Equipment are required to be replaced at intervals, the Company derecognizes the replaced part, and recognizes the new part with its own associated useful life and depreciated accordingly. Likewise, when a major inspection is performed, its cost is recognized in the carrying amount of the plant and equipment as a replacement if the recognition criteria are satisfied. All other repair and maintenance costs are recognized in the Statement of Profit and Loss as incurred.

Cost of Software directly identified with hardware is recognized along with the cost of hardware.

Stores and spares which meet the definition of Property Plant and Equipment and satisfy recognition criteria of Ind AS 16 are capitalized as Property Plant and Equipment.

An item of Property Plant and Equipment and any significant part initially recognized is derecognized upon disposal or when no future economic benefits are expected from its use. Any gain or loss arising on derecognition of the asset is included in the Statement of Profit and Loss when the asset is derecognized.

Capital work-in-progress includes cost of Property, Plant and Equipment which are not ready for their intended use.

The residual values and useful lives of Property, Plant and Equipment are reviewed at each financial year end, and changes, if any, are accounted prospectively.

Depreciation on the Property Plant and Equipment is provided over the useful life of assets as specified in Schedule II to the Companies Act, 2013 using straight line method. Property, Plant and Equipment which are added / disposed off during the year, depreciation is provided on pro rata basis with reference to the month of addition / deletion.

In line with the provisions of Schedule II of the Companies Act 2013, the Company depreciates significant components of the main asset (which have different useful lives as compared to the main asset) based on the individual useful life of those components. Useful life for such components has been assessed based on the historical experience and internal technical inputs.

1.5. Intangible Assets

Intangible Assets are recognized only if they are separately identifiable and the Company expects to receive future economic benefits arising out of them. Intangible Assets are stated at cost of acquisition net of recoverable taxes less accumulated amortization/ depletion and impairment loss, if any. The cost comprises purchase price, borrowing costs, and any cost directly attributable to bringing the asset to its working condition for the intended use.

Computer Software is amortised over a period of six years or right to use of period.

Intangible assets with finite lives are amortised on straight line basis over their useful economic life and assessed for impairment whenever there is an indication that the intangible asset may be impaired. The amortisation period and the amortisation method for an intangible asset with a finite useful life are reviewed at each year end. The amortised expense on intangible assets with finite lives and impairment loss is recognized in the Statement of Profit and Loss.

The useful lives of intangible assets are assessed as either finite or indefinite.

Gains or losses arising from derecognition of an intangible asset are recognized in the Statement of Profit and Loss when the asset is derecognized.

Intangible assets with indefinite useful lives, are not amortised, but are tested for impairment annually. The assessment of indefinite life is reviewed annually to determine whether the indefinite life continues to be supportable. If not, the change in useful life from indefinite to finite is made on a prospective basis. The impairment loss on intangible assets with indefinite life is recognised in the Statement of Profit and Loss.

1.6. Impairment of non – financial assets

At each Balance Sheet date, the Company assesses whether there is an indication that an asset may be impaired and also whether there is an indication of reversal of impairment loss recognized in the previous periods. If any indication exists, or when annual impairment testing for an asset is required, the Company determines the recoverable amount and impairment loss is recognized when the carrying amount of an asset exceeds its recoverable amount.

An assets recoverable amount is the higher of an assets or cash-generating units (CGU) fair value less costs of disposal and its value in use. Recoverable amount is determined for an individual asset, unless the asset does not generate cash inflows that are largely independent of those from other assets or groups of assets.

When the carrying amount of an asset or CGU exceeds its recoverable amount, the asset is considered impaired and is written down to its recoverable amount.

In assessing the value in use, the estimated future cash flows are discounted to their present value using a pre-tax discount rate that reflects current market assessments of the time value of money and the risks specific to the asset. In determining fair value less costs of disposal, recent market transactions are taken into account. If no such transactions can be identified, an appropriate valuation model is used.

The Company bases its impairment calculation on detailed budgets and forecast calculations, which are prepared separately for the Company's CGUs in the state of Tamilnadu and Maharashtra to which the individual assets are allocated.

1.7. Inventories

Inventories are valued as under

Raw materials, packing material, stores and spares are valued at lower of cost (on a weighted average basis) and net realizable value. However, materials and other items held for use in the production of inventories are not written down below cost if the finished products in which they will be incorporated are expected to be sold at or above manufacturing cost.

Stock in process is valued at lower of cost (on a weighted average basis) and net realizable value.

Finished goods (including in transit) are valued at cost (on a weighted average basis) or net realizable value whichever is lower. Cost for this purpose includes direct materials, direct labour utilities, other variable direct costs and manufacturing overheads, based on the normal operating capacity and depreciation.

1.8. Cash and cash equivalents

Cash and cash equivalent in the Balance Sheet comprise cash at banks and on hand and short-term deposits with an original maturity of three months or less, which are subject to insignificant risk of change in value.

For the purpose of statement of cashflows, cash and cash equivalents consist of cash, short-term deposits as defined above, net of outstanding bank overdrafts (if any) and short term highly liquid investments that are readily convertible to known amounts of cash and which are subject to insignificant risk of changes in value as they are considered as an integral part of the Company's cash management.

Cash Flow Statement

Cash flows are reported using the indirect method, whereby profit for the period is adjusted for the effects of transactions of a non-cash nature, any deferrals or accruals of past or future operating cash receipts or payments and item of income or expenses associated with investing or financing cash flows . The cash flows from operating, investing and financing activities of the Company are segregated.

Bank Balances other than above

Dividend escrow account balances, deposits with banks as margin money for guarantees issued by the banks, deposits kept as security deposits for statutory authorities are accounted as bank balances other than Cash and Cash equivalents.

1.9. Non-current assets held for Sale

Non-current assets classified as held for sale are measured at the lower of carrying amount and fair value less costs to sell.

Non-current assets are classified as held for sale if their carrying amounts will be recovered through a sale transaction rather than through continuing use. This condition is regarded as met only when the sale is highly probable and the asset is available for immediate sale in its present condition subject only to terms that are usual and customary for sales of such assets

Property, Plant and Equipment and Intangible Assets are not depreciated or amortized once classified as held for sale.

1.10. Financial instruments

A financial instrument is any contract that gives rise to a financial asset of one entity and a financial liability or equity instrument of another entity.



A. Financial Assets:

(i) Classification:

The Company classifies financial assets as subsequently measured at amortised cost, fair value through other comprehensive income, or fair value through profit and loss on the basis of its business model for managing the financial asset and the contractual cash flow characteristics of the financial asset.

(ii) Initial recognition and measurement:

All financial assets are recognized initially at fair value plus, in the case of financial assets not recognized at fair value through profit and loss, transaction costs that are attributable to the acquisition of the financial asset. However, trade receivables that do not contain a significant financing component are measured at transaction price.

(iii) Financial assets measured at amortised cost:

Financial assets are subsequently measured at amortised cost using effective interest rate method (EIR), if these financial assets are held within a business whose objective is to hold these assets in order to collect contractual cash flows and the contractual terms of the financial asset give rise on specified dates to cash flows that are solely payments of principal and interest on the principal outstanding. The losses arising from the impairment are recognized in the Statement of Profit and Loss.

(iv) Financial assets at fair value through other comprehensive income:

Financial assets are measured at fair value through other comprehensive income if these financial assets are held within a business whose objective is achieved by both collecting contractual cash flows and selling financial assets and the contractual terms give rise to cash flows that are solely payments of principal and interest on the principal outstanding.

(v) Financial Assets measured at fair value through profit and loss:

Financial assets under this category are measured initially as well as at each reporting date at fair value. Fair value movements are recognized in profit and loss.

(vi) Derecognition of financial assets:

A financial asset is primarily derecognized when the rights to receive cash flows from the asset have expired or the Company has transferred its rights to receive cash flows from the asset.

AA: Impairment of Financial Assets

In accordance with Ind-AS 109, the Company applies Expected Credit Loss (ECL) model for measurement and recognition of impairment loss.

The Company follows 'simplified approach' for recognition of impairment loss allowance on trade receivables. The application of simplified approach does not require the Company to track changes in credit risk. Rather, it recognizes impairment loss allowance based on lifetime ECLs at each reporting date, right from its initial recognition.

AB: Financial Liabilities

(i) Classification:

The Company classifies all financial liabilities as subsequently measured at amortised cost, except for financial liabilities at fair value through profit and loss. Such liabilities, including derivatives that are liabilities, shall be subsequently measured at fair value.

(ii) Initial recognition and measurement:

All financial liabilities are recognized initially at fair value, in the case of loans, borrowings and payables, net of directly attributable transaction costs. Financial liabilities include trade and other payables, loans and borrowings including bank overdrafts and derivative financial instruments.

(iii) Subsequent measurement:

All financial liabilities are re-measured at fair value through statement of profit and loss include financial liabilities held for trading and financial liabilities designated upon initial recognition as at fair value through statement of profit and loss. Financial liabilities are classified as held for trading if they are incurred for the purpose of repurchasing in the near term.

(iv) Loans and borrowings:

Interest bearing loans and borrowings are subsequently measured at amortised cost using effective interest rate (EIR) method. Gains and losses are recognized in Statement of Profit and Loss when the liabilities are derecognized as well as through EIR amortization process. The EIR amortization is included as finance cost in the Statement of Profit and Loss.

(v) Derecognition of financial liabilities:

A financial liability is derecognized when the obligation under the liability is discharged or canceled or expires. When an existing financial liability is replaced by another from the same lender on substantially different terms, or the terms of an existing liability are substantially modified, such an exchange or modification is treated as the derecognition of the original liability and the recognition of a new liability. The difference in the respective carrying amounts is recognized in the Statement of Profit and Loss.

(vi) Derivative Financial Instruments:

The Company uses derivative financial instruments such as forward currency contracts and options to hedge its foreign currency risks. Such derivative financial instruments are initially recognized at fair value on the date on which a derivative contract is entered into and are subsequently re-measured at fair value. The gain or loss in the fair values is taken to Statement of Profit and Loss at the end of every period. Profit or loss on cancellations / renewals of forward contracts and options are recognized as income or expense during the period.

AC: Offsetting of financial instruments

Financial assets and financial liabilities are offset and the net amount is reported in the Balance Sheet if there is a currently enforceable legal right to offset the recognised amounts and there is an intention to settle on a net basis to realise the assets and settle the liabilities simultaneously.

1.11. Fair value measurement

The Company measures certain financial assets and financial liabilities including derivatives and defined benefit plans at fair value.

Fair value is the price that would be received to sell an asset or paid to transfer a liability in an orderly transaction between market participants at the measurement date. The fair value measurement is based on the presumption that the transaction to sell the asset or transfer the liability takes place either:

- In the principal market for the asset or liability; or
- In the absence of a principal market, in the most advantageous market for the asset or liability

The fair value of an asset or a liability is measured using the assumptions that market participants would use when pricing the asset or liability, assuming that market participants act in their best economic interest.

All assets and liabilities for which fair value is measured or disclosed in the financial statements are categorized within the fair value hierarchy, described as follows, based on the lowest level input that is significant to the fair value measurement as a whole:

Level 1 — Quoted (unadjusted) market prices in active markets for identical assets or liabilities.

Level 2 — Valuation techniques for which the lowest level input that is significant to the fair value measurement is directly or indirectly observable.

Level 3 — Valuation techniques for which the lowest level input that is significant to the fair value measurement is unobservable.

For assets and liabilities that are recognized in the financial statements on a recurring basis, the Company determines whether transfers have occurred between levels in the hierarchy by re-assessing categorization (based on the lowest level input that is significant to the fair value measurement as a whole) at the end of each reporting period.

1.12. Borrowing cost

Borrowing costs directly attributable to the acquisition, construction or production of an asset are capitalized as part of the cost of the asset. All other borrowing costs are expensed in the period in which they occur.

Borrowing costs consist of interest and other costs that an entity incurs in connection with the borrowing of funds. Borrowing cost also includes exchange differences to the extent regarded as an adjustment to the borrowing costs.



1.13. Provisions, Contingent liabilities, Contingent Assets

A provision is recognized when an enterprise has a present obligation as a result of past event and it is probable that an outflow of resources will be required to settle the obligation in respect of which a reliable estimate can be made. Provisions are measured at the present value of management's best estimate of the expenditure required to settle the present obligations at the end of the reporting period. If the effect of the time value of money is material, provisions are discounted using a current pre-tax rate that reflects, when appropriate, the risks specific to the liability. When discounting is used, the changes in the provision due to the passage of time are recognized as a finance cost.

Contingent liabilities are disclosed in the case of:

- a present obligation arising from the past events, when it is not probable that an outflow of resources will be required to settle the obligation.
- a present obligation arising from the past events, when no reliable estimate is possible.
- a possible obligation arising from past events, unless the probability of outflow of resources is remote.

Contingent assets are not recognized but disclosed in the financial statements when an inflow of economic benefit is probable.

1.14. Employee Benefits

A. Short Term Benefits

Short Term Benefits are recognized as an expense at the undiscounted amount in the Statement of Profit and Loss of the period in which the related service is rendered.

Payment to defined contribution retirement benefit plans are recognized as an expense when employees have rendered the services entitling them to the contribution.

B. Post-Employment benefits - Defined Benefit Plans: Provident fund and Gratuity

The eligible employees of the Company are entitled to receive post-employment benefits in respect of provident fund in which both the employees and the Company make monthly contributions at a specified percentage of the employees' eligible salary. The contributions are made to the provident fund managed by the trust set up by the Company which is charged to the Statement of Profit and Loss as incurred. Since the Company is obligated to meet interest shortfall, if any, with respect to covered employees, such employee benefit plan is classified as defined benefit plan.

The Company has an obligation towards gratuity - a defined benefit retirement plan covering eligible employees. The plan provides a lump sum payment to vested employees at retirement, death while in employment or on termination of employment of an amount equivalent to 15 days salary payable for each completed year of service or part thereof in excess of six months. Vesting occurs upon completion of five years of service and is payable thereafter on occurrence of any of above events. The Company has obtained an insurance policy with the Life Insurance Corporation of India (LIC) and makes an annual contribution to LIC for amounts notified by LIC.

The cost of providing benefits under the defined benefit plan is determined using the projected unit credit method with actuarial valuations being carried out at each Balance Sheet date, which is recognized in each period of service as giving rise to additional unit of employee benefit entitlement and measures each unit separately to build up the final obligation.

Re-measurements, comprising of actuarial gains and losses, the effect of the asset ceiling, excluding amounts included in the net interest on the net defined liability and the return on plan assets (excluding amounts included in net interest on the net defined benefit liability), are recognized immediately in the Balance Sheet with a corresponding debit or credit to retained earnings through Other Comprehensive Income in the period in which they occur. Re-measurements are not reclassified to the Statement of Profit and Loss in subsequent periods. Past service cost is recognized in the Statement of Profit and Loss in the period of plan amendment.

Net interest is calculated by applying the discount rate to the net defined benefit plan liability or asset.

The Company recognizes the following changes in the net defined benefit obligations under employee benefit expenses in the Statement of Profit and Loss:

- Service costs comprising of current service costs, past-service costs, gains and losses on curtailments and non-routine settlements
- Net current expenses or income

C. Defined Contribution Plans - Superannuation

The eligible employees of the Company are entitled to receive post employment benefits of superannuation under Company's Senior Officers Superannuation Scheme to which the Company makes annual contribution at a specified percentage of the employees' salary subject to the contribution not exceeding ₹1,00,000/- p.a. The contribution is made to the LIC. Superannuation is classified as defined contribution plan as the Company has no further obligations beyond making the contribution. The Company's contribution is charged to the Statement of Profit and Loss as incurred.

D. Other Long-Term Employee Benefits – Compensated Absences

The Company provided for encashment of leave or leave with pay subject to certain rules. The employees are entitled to accumulate leave subject to certain limits for future encashment/availment. The Company makes provisions for compensated absences based on an independent actuarial valuation carried out at each reporting date, using Projected Unit Cost Method. Actuarial gains and losses are recognized in the Statement of Profit and Loss.

1.15. Revenue Recognition

Revenue is recognized upon transfer of control of promised goods to Customers (i.e. when performance obligation is satisfied) for an amount that reflects the consideration which the Company expects to receive in exchange for those products

Revenue is measured based on the transaction price, which is the consideration, adjusted for trade discounts such as price concessions, volume discounts, or any other price concessions as may be agreed with the customers at the time of sale. Revenues also excludes Goods and Services Tax (GST) or any other taxes collected from the Customers and net of returns and discounts.

Other Income

Other income is comprised primarily of interest income, dividend income, Lease rent income, gain/loss on investment and exchange gain/loss on forward and option contracts. Interest income is recognized using the effective interest method. Dividend income is recognized when the right to receive payment is established. Lease rental income is recognized on accrual basis, Gain/loss in investment recognized either of sale of investment or on fair value at the end of reporting period.

Export benefit

Benefits on account of entitlement to import duty-free raw materials under the Advance Authorization Scheme is measured at fair value and accounted for in the year of export and included under the head "Other Operating Income".

Insurance Income

Income in respect of insurance claims recognized on acceptance basis.

1.16. Taxes on income

Income Tax expenses comprise current tax expenses and the net change in the deferred tax asset or liabilities during the year. Current and Deferred tax are recognized in Statement of Profit and Loss, except when they relate to items that are recognized in Other Comprehensive Income or directly in equity, in which case, the current and deferred tax are also recognized in Other Comprehensive Income or directly in equity respectively.

Current Tax

The Company provides current tax based on the provisions of the Income Tax Act, 1961 applicable to the Company.

Deferred Tax

Deferred tax is recognised using the Balance Sheet approach. Deferred tax assets and liabilities are recognized for deductible and taxable temporary differences arising between the tax base of assets and liabilities and their carrying amount.

Deferred tax liabilities are recognized for all taxable temporary differences.

Deferred tax assets are recognized for all deductible temporary differences, the carry forward of unused tax credits and any unused tax losses. Deferred tax assets are recognized to the extent that it is probable that taxable profit will be available against which the deductible temporary differences, and the carry forward of unused tax credits and unused tax losses can be utilized.

The carrying amount of deferred tax assets is reviewed at each reporting date and reduced to the extent that it is no longer probable that sufficient taxable profit will be available to allow all or part of the deferred tax asset to be utilized. Unrecognized deferred tax assets are re-assessed at each reporting date and are recognized to the extent that it has become probable that future taxable profits will allow the deferred tax assets to be recovered.



Deferred tax assets and liabilities are measured at the tax rates that are expected to apply in the year when the asset is realized or liability is settled, based on tax rates (and tax laws) that have been enacted or substantially enacted at the reporting date.

Deferred tax assets and deferred tax liabilities are offset if a legally enforceable right exists to set off current tax assets against current tax liabilities and the deferred taxes relate to the same taxable entity and the same taxation authority.

1.17. Earnings per share

Basic earnings per share are calculated by dividing the profit after tax or loss for the period attributable to equity shareholders by the weighted average number of equity shares outstanding during the period. In case there are any dilutive securities during the period presented, the impact of the same is given to arrive at diluted earnings per share.

1.18. Segment Reporting

The operating segments have been identified on the basis of nature of products and same are accordingly evaluated by the Manager and Board of Directors. Company's primary operating segment is Styrenics business which accounts for over 96% of total business. Company also operates in masterbatches and compounds of other Polymers, and miscellaneous others. This activity shares manufacturing assets and facilities with compounds/ masterbatches/ coloured products of Styrenics, have similar pattern, customer profile and distribution channels as of compounds/ masterbatches/ coloured products of Styrenics and does not have separately identifiable discreet financial information. Masterbatches and Compounds of other Polymers have therefore been aggregated with Styrenics business. Masterbatches and Compounds of other Polymers and miscellaneous others account for less than 4% of total business and are individually below threshold of total sale revenue specified in Ind AS 108, Para 13. Company accordingly reports its financials under one segment 'Styrenics and allied products'.

1.19. Leases :

Determination of whether an arrangement is, or contains, a lease is based on the substance of the arrangement at the inception date, whether fulfillment of the arrangement is dependent on the use of a specific asset(s) or the arrangement conveys right to use the asset, even if that right is not explicitly specified in an arrangement.

Leases where the lessor effectively retains substantially all the rights and benefits of ownership of the leased assets are classified as operating leases. At the date of commencement of lease the Company recognizes a right-of-use asset (ROU) and a corresponding lease liability for all lease arrangements in which it is a lease except for leases with a term of twelve months or less and low value leases. For these short term and low value leases the Company recognizes the lease payments as an operating expense on a straight-line basis over the term of the lease.

The right to use assets are initially recognized at cost which comprises initial amount of the lease liability adjusted for any lease payment made at or prior to the date of the commencement date of the lease plus any initial direct costs less any lease incentives. They are subsequently measured at cost less accumulated depreciation and impairment losses.

Right-to- use assets are depreciated from the commencement date on straight line basis over lesser of the lease period or the useful life of the asset.

Lease liability is initially measured at amortized cost at the present value of the future lease payments. The lease payments are discounted using the interest rate implicit in the lease or, if not readily determinable using the incremental borrowing rate for the Company.

The right-to-use assets and the lease liabilities are tested for impairment and re-measured annually to arrive at the current carrying value and if found required, adjustments are made to the right-to-use assets and/or lease liability.

1.20. Foreign exchange transactions

Foreign currency transactions are accounted for at the exchange rate prevailing on the date of the transaction. All monetary foreign currency assets and liabilities are converted at the exchange rates prevailing at the reporting date. All exchange differences arising on translation of monetary items are dealt with in the Statement of Profit and Loss.

Non-monetary items are measured in terms of historical cost in foreign currency and translated using the exchange rate at the end of the dates of initial transaction.

1.21. Deemed cost for Property, Plant and Equipment, Investment Property and Intangible Assets

The Company has elected to continue with the carrying value of all of its plant and equipment, investment property, and intangible assets recognised as of 1st July, 2015 measured as per the previous GAAP and use that carrying value as its deemed cost as of the transition date.

NOTES TO FINANCIAL STATEMENTS FOR THE YEAR ENDED MARCH 31, 2023

NOTE : 2

Property, Plant and Equipment

March 31, 2023

(₹ in Lakhs)

Particulars	GROSS BLOCK *				DEPRECIATION				NET BLOCK	
	As at April 01, 2022	Additions	Disposal	As at March 31, 2023	Upto April 01, 2022	Provided / Adjustments	Disposal	Upto March 31, 2023	As at March 31, 2023	As at March 31, 2022
Own Assets										
Land (Freehold)	3,939.70	-	-	3,939.70	-	-	-	-	3,939.70	3,939.70
Buildings	11,168.49	5,420.88	-	16,589.37	3,089.32	465.40	-	3,554.72	13,034.65	8,079.17
Plant and Machinery	29,109.16	17,716.73	-	46,825.89	11,198.19	2,060.44	-	13,258.63	33,567.26	17,910.97
Office equipments	80.75	93.11	5.09	168.77	43.71	11.59	4.38	50.92	117.85	37.04
Computers	352.24	95.29	11.13	436.40	275.36	49.63	10.77	314.22	122.18	76.88
Air-conditioners	45.56	61.34	0.68	106.22	28.25	4.45	0.64	32.06	74.16	17.31
Vehicles	216.55	159.55	53.19	322.91	127.27	34.53	42.15	119.65	203.26	89.28
Furniture and Fixtures	138.62	52.65	0.57	190.70	88.46	10.61	0.53	98.54	92.16	50.16
TOTAL	45,051.07	23,599.55	70.66	68,579.96	14,850.56	2,636.65	58.47	17,428.74	51,151.22	30,200.51

Note :

2.1. Buildings include ₹ 252.49 lakhs (previous year ₹ 252.49 lakhs) being cost of premises in Co-operative Societies including cost of Shares of the face value of ₹ 4,250 (Previous year ₹ 4,250).

2.2. On July 1, 2015 The Company has elected to value its Property, Plant and Equipment at historical cost as per IGAAP

* On historical cost basis the gross block as on March 31, 2023 is ₹ 99,946.69 Lakhs

Property, Plant and Equipment

March 31, 2022

(₹ in Lakhs)

Particulars	GROSS BLOCK*				DEPRECIATION				NET BLOCK	
	As at April 01, 2021	Additions	Disposal	As at March 31, 2022	Upto April 01, 2021	Provided / Adjustments	Disposal	Upto March 31, 2022	As at March 31, 2022	As at March 31, 2021
Own Assets										
Land (Freehold)	3,939.70	-	-	3,939.70	-	-	-	-	3,939.70	3,939.70
Buildings	11,138.98	29.51	-	11,168.49	2,660.56	428.76	-	3,089.32	8,079.17	8,478.42
Plant and Machinery	28,519.61	589.55	-	29,109.16	9,339.56	1,858.63	-	11,198.19	17,910.97	19,180.05
Office equipments	58.25	22.50	-	80.75	35.52	8.19	-	43.71	37.04	22.73
Computers	324.92	37.15	9.83	352.24	238.22	46.57	9.43	275.36	76.88	86.70
Air-conditioners	32.49	13.09	0.02	45.56	24.81	3.44	-	28.25	17.31	7.68
Vehicles	232.19	-	15.64	216.55	114.45	24.34	11.52	127.27	89.28	117.74
Furniture and Fixtures	137.56	1.06	-	138.62	75.78	12.68	-	88.46	50.16	61.78
TOTAL	44,383.70	692.86	25.49	45,051.07	12,488.90	2,382.61	20.95	14,850.56	30,200.51	31,894.80

Note :

2.1. Buildings include ₹ 252.49 lakhs (previous year ₹ 252.49 lakhs) being cost of premises in Co-operative Societies including cost of Shares of the face value of ₹ 4,250 (Previous year ₹ 4,250).

2.2. On July 1, 2015 The Company has elected to value its Property, Plant and Equipment at historical cost as per IGAAP

* On original historical cost basis the gross block as on March 31, 2022 is ₹ 76,481.77 lakhs



NOTE : 3

Capital-Work-in Progress (CWIP)

With aging schedule as at 31st March 2023

(₹ in Lakhs)

CWIP	Less than 1 year	1-2 Years	2-3 Years	More than 3 years	Grand Total
Nagothane Plant Reconditioning / Improvement Project	2,340.03		97.47	–	2,437.50
Chennai Plant Reconditioning / Improvement Project	302.45				302.45
ABS Project in progress	4,331.56	2,028.89	–	–	6,360.45
Total	6,974.04	2,028.89	97.47	–	9,100.40
Project stores	1,257.92	353.38	6.53	86.04	1,703.87
Total	8,231.96	2,382.27	104.00	86.04	10,804.27

With aging schedule as at 31st March 2022

(₹ in Lakhs)

CWIP	Less than 1 year	1-2 Years	2-3 Years	More than 3 years	Grand Total
PS, EPS, Expansion at Nagothane Project	6,057.84	314.74	–	–	6,372.58
EPS Expansion at Chennai Project	903.38	18.08	12.47	34.63	968.56
ABS Project in progress	2,028.89	–	–	–	2,028.89
Other Regular Capitalisation	79.09	66.83	–	–	145.92
Total	9,069.20	399.65	12.47	34.63	9,515.95
Project stores *	8,241.62	44.48	16.66	75.72	8,378.48
Total	17,310.82	444.13	29.13	110.35	17,894.43
Projects delayed #	Less than 1 year	1-2 Years	2-3 Years	More than 3 years	Grand Total
PS, EPS, Expansion at Nagothane Project	6,372.58	–	–	–	6,372.58
EPS Expansion at Chennai Project	968.56	–	–	–	968.56

Projects for setting up of PS and EPS expansion at Nagothane and Chennai plant are marginally delayed due to late arrival of some imported equipment. Barring unforeseen circumstances are now schedule to be mechanically completed by August 2022. There is no cost over run.

* Project stores include regular capitalisation and on going expansion

NOTE 4 :

Right to Use Assets

Lease Assets

As at 31st March, 2023

(₹ in Lakhs)

Particulars	GROSS BLOCK				AMORTISATION				NET BLOCK	
	As at April 01, 2022	Additions	Disposal	As at March 31, 2023	Upto April 01, 2022	Provided / Adjustments	Disposal	Upto March 31, 2023	As at March 31, 2023	As at March 31, 2022
Building	1,114.73	–	–	1,114.73	610.07	212.16	–	822.23	292.50	504.66
Machinery	5,658.08	–	–	5,658.08	2,721.71	1,758.41	–	4,480.12	1,177.96	2,936.37
TOTAL	6,772.81	–	–	6,772.81	3,331.78	1,970.57	–	5,302.35	1,470.46	3,441.03

Range of remaining period of amortisation as on March 31, 2023 is as below :

	0 to 1 Years	2 to 5 Years	Total
Building	212.16	80.34	292.50
Machinery	1,058.80	119.16	1,177.96

Lease Assets

As at 31st March, 2022

(₹ in Lakhs)

Particulars	GROSS BLOCK				AMORTISATION				NET BLOCK	
	As at April 01, 2021	Additions	Disposal	As at March 31, 2022	Upto April 01, 2021	Provided / Adjustments	Disposal	Upto March 31, 2022	As at March 31, 2022	As at March 31, 2021
Building	1,114.73	–	–	1,114.73	396.29	213.78	–	610.07	504.66	718.44
Machinery	4,683.97	1,332.47	358.36	5,658.08	1,476.80	1,548.18	303.27	2,721.71	2,936.37	3,207.17
TOTAL	5,798.70	1,332.47	358.36	6,772.81	1,873.09	1,761.96	303.27	3,331.78	3,441.03	3,925.61

Range of remaining period of amortisation as on March 31, 2022 is as below :

	0 to 1 Year	2 to 5 Years	Total
Building	212.16	292.50	504.66
Machinery	1,756.48	1,179.89	2,936.37

NOTE 5 :

Other Intangible Assets

As at 31st March, 2023

(₹ in Lakhs)

Particulars	GROSS BLOCK*				AMORTISATION				NET BLOCK	
	As at April 01, 2022	Additions	Disposal	As at March 31, 2023	Upto April 01, 2022	Provided / Adjustments	Disposal	Upto March 31, 2023	As at March 31, 2023	As at March 31, 2022
Computer software	320.88	45.74	44.26	322.36	272.23	53.04	41.71	283.56	38.80	48.65
TOTAL	320.88	45.74	44.26	322.36	272.23	53.04	41.71	283.56	38.80	48.65

* On original historical cost basis the gross block as on March 31, 2023 is ₹ 586.07 Lakhs

Range of remaining period of amortisation as on March 31, 2023 is as below :

	0 to 2 Years	3 to 5 Years	Total
Computer Software	5.36	33.44	38.80

As at 31st March, 2022

(₹ in Lakhs)

Particulars	GROSS BLOCK*				AMORTISATION				NET BLOCK	
	As at April 01, 2021	Additions	Disposal	As at March 31, 2022	Upto April 01, 2021	Provided / Adjustments	Disposal	Upto March 31, 2022	As at March 31, 2022	As at March 31, 2021
Computer software	295.33	25.55	–	320.88	231.69	40.54	–	272.23	48.65	63.64
TOTAL	295.33	25.55	–	320.88	231.69	40.54	–	272.23	48.65	63.64

* On original historical cost basis the gross block as on March 31, 2022 is ₹ 629.62 Lakh

Range of remaining period of amortisation as on March 31, 2022 is as below :

	0 to 2 Years	3 to 5 Years	Above 5 Years	Total
Computer Software	36.66	2.85	9.14	48.65



NOTE : 6

Loans - Non current

	(₹ in Lakhs)	
	As at 31-03-2023	As at 31-03-2022
Loans considered good - Unsecured		
Others Loans		
Loans to Employees	194.94	124.07
	<u>194.94</u>	<u>124.07</u>
The above includes		
Loans to Directors and other officers of the Company	24.75	33.75
	<u>24.75</u>	<u>33.75</u>

NOTE : 7

Other Non-Current Financial Assets

	(₹ in Lakhs)	
	As at 31-03-2023	As at 31-03-2022
Security deposit other than utility services	473.02	445.94
Bank fixed deposit with original maturity more than one year	2,015.90	32.34
	<u>2,488.92</u>	<u>478.28</u>

NOTE : 8

Other Non Current Assets

	(₹ in Lakhs)	
	As at 31-03-2023	As at 31-03-2022
Capital advance		
Capital advance	4,051.76	1,097.15
Other than Capital advance		
Deposits with statutory authorities	2.24	7.14
Security deposits - utility services	48.79	42.27
	<u>4,102.79</u>	<u>1,146.56</u>

NOTE : 9

Inventories

	(₹ in Lakhs)	
	As at 31-03-2023	As at 31-03-2022
Refer Note No 1.7 for Accounting Policy on Inventories		
Raw materials and packing materials	44,446.09	20,807.49
Work-in-progress	300.17	201.38
Finished goods	15,164.91	5,157.22
Finished goods in transit	3,055.73	2,492.33
Stores and spares	1,648.13	1,366.58
Fuel	78.11	50.57
	<u>64,693.14</u>	<u>30,075.57</u>

9.1 The cost of inventories is after recognising write down of inventory to net realisable value in respect of finished goods ₹ 314.24 lakhs (Previous Year ₹ 151.18 lakhs).

9.2. The Company does not have any stock which is expected to be sold in more than twelve months.

NOTE : 10

Investment : Investment in Mutual Funds Measured at FVTPL

	(₹ in Lakhs)			
	No. of units	As at 31-03-2023	No. of units	As at 31-03-2022
Overnight Funds				
LIC MF	-	-	227702.11	2,500.00
Liquid Funds				
Kotak MF	-	-	23297.75	1,002.55
Axis MF	-	-	215628.97	5,097.67
Nippon MF	27974.01	1,525.48	62988.30	3,280.46
UTI MF	216727.27	7,939.83	-	-
TATA MF	58231.03	2,048.77	-	-
HDFC MF	55168.19	2,418.56	-	-
LIC MF	251503.94	10,158.72	-	-
IDFC MF	45862.30	1,238.47	-	-
ICICI MF	2481647.36	8,205.67	-	-
Aditya Birla Sunlife MF	2053428.49	7,388.17	-	-
DSP MF	6277.11	200.10	-	-
Ultra Short Term Funds				
Kotak MF	-	-	6218646.02	2,240.61
HDFC MF	-	-	53526560.46	6,571.77
Axis MF	-	-	4071888.73	507.71
ICICI Prudential MF	-	-	8235375.80	1,846.40
Aditya Birla Sunlife MF	326313.33	1,514.60	-	-
HSBC MF	131201.19	1,514.23	-	-
Fixed Maturity Plans				
Mirae Asset	19999000.05	2,018.66	-	-
Axis MF	24998750.00	2,504.95	-	-
Kotak MF	39998000.10	4,029.43	-	-
Aditya Birla Sunlife MF	11723985.85	1,510.58	-	-
Nippon India MF	3369387.59	1,005.56	15829806.08	4,533.47
A)		55,221.78		27,580.64



(₹ in Lakhs)

	No. of units	As at 31-03-2023	No. of units	As at 31-03-2022
Arbitrage Scheme				
ICICI MF	–	–	17035612.93	4,741.40
Kotak MF	–	–	17164886.40	5,301.44
HDFC MF	–	–	12821441.54	3,186.52
SBI MF	–	–	4409939.04	1,202.96
Nippon MF	–	–	2192545.85	500.51
Tata MF	–	–	45884644.29	5,363.68
Axis MF	–	–	3099678.25	501.73
HSBC MF	6029243.31	1,033.29		
	B)	1,033.29		20,798.24
TOTAL	(A+B)	56,255.07		48,378.88
Aggregate book value of quoted investment		–		–
Aggregate book value of unquoted investment		55,559.49		47,477.07
Aggregate net asset value of investment measured at FVTPL		56,255.07		48,378.88

NOTE : 11

Trade Receivables

(₹ in Lakhs)

	As at 31-03-2023	As at 31-03-2022
Secured-Considered good	–	–
Unsecured-Considered good	36,265.14	41,222.35
Unsecured credit Impaired	–	–
Less : Allowance for expected credit loss	36.01	43.89
	36,229.13	41,178.46

Trade Receivables Ageing Schedule

(₹ in Lakhs)

Particulars	Outstanding for following periods from due date of payments as at 31st March 2023						
	Not Due	Less than 6 months	6 Months to 1 Year	1-2 years	2-3 years	more than 3 years	TOTAL
(i) Undisputed Trade Receivables - considered good	32,651.01	3,417.60	171.44	1.95	–	–	36,242.00
(ii) Undisputed Trade Receivables - considered doubtful	–	–	–	1.07	0.55	0.13	1.75
(iii) Disputed Trade Receivables - considered good	–	–	–	–	–	–	–
(iv) Disputed Trade Receivables considered doubtful	–	–	–	–	–	21.39	21.39
Total Amount	32,651.01	3,417.60	171.44	3.02	0.55	21.52	36,265.14

(₹ in Lakhs)

Particulars	Outstanding for following periods from due date of payments as at 31st March 2022						
	Not Due	Less than 6 months	6 months to 1 Year	1-2 years	2-3 years	more than 3 years	TOTAL
(i) Undisputed Trade Receivables - considered good	37,885.53	3,245.98	44.90	–	–	–	41,176.41
(ii) Undisputed Trade Receivables - considered doubtful	–	–	–	2.48	1.40	0.19	4.07
(iii) Disputed Trade Receivables - considered good	–	–	5.31	15.15	0.02	–	20.48
(iv) Disputed Trade Receivables considered doubtful	–	–	–	–	–	21.39	21.39
Total Amount	37,885.53	3,245.98	50.21	17.63	1.42	21.58	41,222.35

11.1*. The entity has used a practical expedient by computing the expected credit loss allowance for trade receivables based on a provision matrix. The expected credit loss allowance is based on the ageing of the days the receivables are due and recognises impairment loss allowance based on lifetime ECL's (Expected Credit Loss) at each reporting date, right from its initial recognition.

(₹ in Lakhs)

Movement in the expected credit loss allowance	As at 31-03-2023	As at 31-03-2022
Balance at beginning of the year	43.89	41.56
Add : Provisional during year	–	2.33
Less : Reduction in Provision	7.88	–
Balance at end of the year	36.01	43.89

Movement in expected credit loss allowance on trade receivables calculated at lifetime expected credit losses. The concentration of credit risk is limited due to the fact that the customer base is large and unrelated.

NOTE : 12

Cash and Cash Equivalents

(₹ in Lakhs)

	As at 31-03-2023	As at 31-03-2022
Balances with banks		
– In Current accounts	6,322.68	15,945.54
– Deposits with original maturity less than 3 months	1,897.00	5,700.00
Cheques on hand	101.84	99.79
Cash on hand	9.93	8.48
	8,331.45	21,753.81

NOTE : 13

Other Balances with Banks

(₹ in Lakhs)

	As at 31-03-2023	As at 31-03-2022
Earmarked balances with banks (unpaid dividend)	724.31	622.39
Earmarked balances with banks(ongoing project of CSR)	389.91	–
Earmarked balances with banks for Reduction of Share Capital	63.86	5,641.24
Deposits with original maturity more than 3 months but less than 12 month	25,442.19	16,727.44
	26,620.27	22,991.07

**NOTE : 14****Loans Considered Good - Unsecured**

	(₹ in Lakhs)	
	As at 31-03-2023	As at 31-03-2022
Others Loans		
Loans and advances to employees	87.81	76.81
	<u>87.81</u>	<u>76.81</u>
The above includes		
Loans to Directors and other officers of the Company	9.00	9.00
	<u>9.00</u>	<u>9.00</u>

NOTE : 15**Other Current Financial Assets**

	(₹ in Lakhs)	
	As at 31-03-2023	As at 31-03-2022
Derivative Asset	15.05	8.20
Corporate Fixed Deposit*	5,006.00	5,500.00
Interest receivable	609.01	495.29
	<u>5,630.06</u>	<u>6,003.49</u>

* Corporate Fixed Deposit in HDFC LTD ₹ 5,006 Lakhs. (Previous year ₹ 5,500 Lakhs)

NOTE : 16**Other Current Assets**

	(₹ in Lakhs)	
	As at 31-03-2023	As at 31-03-2022
Advance license benefits and others	-	167.58
Prepaid expenses	751.54	596.13
Advance recoverable in cash or in kind	504.03	1,266.85
Deposits with statutory authorities	7.24	7.24
Balances with statutory authorities	2,360.92	547.29
Receivable from statutory authorities	76.50	573.37
	<u>3,700.23</u>	<u>3,158.46</u>



NOTE : 17
Share Capital

			(₹ in Lakhs)	
			As at 31-03-2023	As at 31-03-2022
Authorised				
625000000	(Previous Year 312500000 of ₹ 4/- each)	Equity Shares of ₹ 2/- each	12,500.00	12,500.00
250000000	(Previous Year 250000000)	Redeemable Cumulative Preference Shares of ₹ 10/- each	2,500.00	2,500.00
			15,000.00	15,000.00
Issued, Subscribed And Paid Up				
Opening	94020671 Equity Shares of ₹ 4/- each		3,760.83	3,760.83
	188041342 New Equity Shares of ₹ 2/- each issued post extinguishing 94020671 Equity shares of ₹ 4/- each.		—	—
Closing	188041342 Equity Shares of ₹ 2/- each (Previous Year 94020671 Equity shares of ₹ 4/- each).		3,760.83	3,760.83

Note :

- 17.1.** In the financial year 2019- 2020, the Company bought back and extinguished 65911 equity shares, which reduced the paid-up share capital of the Company from ₹ 9,650.20 lakhs to ₹ 9,643.61 lakhs.
- 17.2.** In the financial year 2020- 2021, the Company bought back and extinguished 2415376 equity shares, which reduced the paid-up share capital of the Company from ₹ 9,643.61 lakhs to ₹ 9,402.07 lakhs.
- 17.3.** Consequent to the order dated 10/03/2022 of NCLT, Mumbai, face value of each equity shares stands reduced to ₹ 4 /- per share from ₹ 10 /- per share. Accordingly the authorised capital is changed to 312500000 equity shares of ₹ 4/- each aggregating to ₹ 12,500 Lakhs and Company's share capital reduced from ₹ 9402.07 Lakhs to ₹ 3760.83 Lakhs consequent to reduction of nominal value of shares to ₹ 4/- per share from ₹ 10/- per share and payment of ₹ 6/- per share to the eligible shareholders on the record date.
- 17.4.** In the financial year 2022-23, the Company sub-divided its share with nominal value of ₹ 4/- per share into two share of ₹ 2/- per share.

17.5. The details of Shareholding of Promoters

Shares held by the Promoters at the end of the year 2022-23

Name of the Promoters	2022-23			2021-22		
	No. of Equity Shares	Equity Shares %	% change during the year	No. of Equity Shares	Equity Shares %	% change during the year
	(FV ₹ 2/-)			(FV ₹ 4/-)		
The Supreme Industries Limited	57872800	30.78		28936400	30.78	
R. Raheja Investments Private Limited	57872800	30.78		28936400	30.78	
Hathway Investments Private Limited	2839800	1.51		1419900	1.51	0.68
Jovial Investment and Trading Company Private Limited	851466	0.45	0.12	313133	0.33	11.94
Venktesh Investment and Trading Company Pvt Ltd	657466	0.35	0.02	314426	0.33	12.40
Boon Investment And Trading Company Pvt Ltd	705468	0.38	0.05	313341	0.33	12.01
Matsyagandha Investment and Finance Private Limited	800	0.00		200	0.00	



Name of the Promoters	2022-23			2021-22		
	No. of Equity Shares	Equity Shares %	% change during the year	No. of Equity Shares	Equity Shares %	% change during the year
Bloomingdale Investment and Finance Private Limited	400	0.00		200	0.00	
Varahagiri Investment and Finance Pvt Ltd *	0	0.00		200	0.00	
Rajan B Raheja	800	0.00		400	0.00	
Suman R Raheja	600	0.00		300	0.00	
Akshay R Raheja	400	0.00		200	0.00	
Viren R Raheja	400	0.00		200	0.00	

* Merged with Matsyagandha Investment and finance Pvt Ltd w.e.f. March 10, 2023

17.5.1 The details of Shareholders holding more than 5% Shares :

Name of the Shareholder	As at 31-03-2023		As at 31-03-2022	
	No. of Shares	% held	No. of Shares	% held
	(FV ₹ 2/-)		(FV ₹ 4/-)	
The Supreme Industries Limited	57872800	30.78	28936400	30.78
R. Raheja Investments Private Limited	57872800	30.78	28936400	30.78

17.6. The Company has only one class of shares referred to as equity shares having a par value ₹ 2/- per share. Each holder of equity shares is entitled to one vote per share. The holders of equity shares will be entitled to receive remaining assets of the Company, after distribution of all preferential amounts in the event of liquidation of the Company. The distribution will be in proportion to the number of equity shares held by the shareholders.

17.7. Dividend

The Company declares and pays dividends in Indian Rupees. The dividend proposed by the Board of Directors is subject to the approval of the shareholders in the ensuing Annual General Meeting except in case of interim dividend. The remittance of dividends outside India is governed by Indian law on foreign exchange and is subject to applicable distribution taxes.

In the Board meeting held on October 31, 2022 the board declared an amount of ₹ 4.00 per equity shares (FV ₹ 4.00) as a interim dividend (previous Year ₹ 4 FV ₹ 4) which was distributed to equity shares holder. The amount of interim dividend distributed to equity shares holder was ₹ 3,760.82/- lakhs (previous Year ₹ 3760.82/- Lakhs).

The Board of Directors, in their meeting on April 26, 2023, have proposed a final dividend of ₹ 7/- per equity share (Previous year ₹ 14/- per equity share) for the financial year ended March 31, 2023. The proposal is subject to the approval of shareholders at the Annual General Meeting to be held on July 04, 2023 and if approved would result in a cash outflow of approximately ₹ 13,162.89 lakhs (previous year ₹ 13,162.89 lakhs)

NOTE : 18

Reserves & Surplus

	(₹ in Lakhs)	
	As at 31-03-2023	As at 31-03-2022
Capital reserves	1,811.59	1,811.59
General reserves	144,829.63	119,852.92
Retained earnings	34,392.49	26,502.43
Other comprehensive income - re-measurement of defined benefit plans	(408.03)	(364.45)
	180,625.68	147,802.49



B. Income tax related to items charged or credited directly to profit or loss during the year

(₹ in Lakhs)

Particulars	2022-2023	2021-2022
Statement of profit or loss		
Current Income tax	16,921.48	22,500.19
Relating to Earlier Year Assessment (Excess)/Short Provision (Net)/Other Adjustment	(160.97)	55.48
	16,760.51	22,555.67

C. Reconciliation of effective tax rate

(₹ in Lakhs)

Particulars	For the year ended March 31, 2023	For the Year ended March 31, 2022
Profit before tax	66,688.70	88,781.81
Applicable tax rate %	25.170%	25.170%
Income tax expenses	16,785.55	22,346.38
Effect of expenses/Income as that is non-deductible in determining taxable profit	267.33	(21.14)
Temporary changes in recognised deductible differences/Other Adjustment	(131.40)	174.95
	16,921.48	22,500.19

NOTE : 23

Current Financial Liability

(₹ in Lakhs)

	As at 31-03-2023	As at 31-03-2022
Lease liability	1,428.75	2,056.20
	1,428.75	2,056.20

NOTE : 24

Trade Payables

(₹ in Lakhs)

	As at 31-03-2023	As at 31-03-2022
Total outstanding dues of micro and small enterprises	101.13	11.73
Total outstanding dues of trade payable and acceptance other than micro and small enterprises	78,101.20	52,581.67
	78,202.33	52,593.40

Trade Payable Ageing Schedule

Outstanding for following periods from due date of payments as at 31st March 2023

Particulars	Unbilled	Not Due	Less than 1 Year	1-2 years	2-3 years	More than 3 Years	TOTAL
(i) MSME	-	101.13	-	-	-	-	101.13
(ii) Others	1,539.85	74,769.26	1,792.06	0.03	-	-	78,101.20
(iii) Disputed MSME	-	-	-	-	-	-	-
(iv) Disputed Others	-	-	-	-	-	-	-
Total	1,539.85	74,870.39	1,792.06	0.03	-	-	78,202.33

Outstanding for following periods from due date of payments as at 31st March 2022

Particulars	Unbilled	Not Due	Less than 1 Year	1-2 years	2-3 years	More than 3 Years	TOTAL
(i) MSME	–	11.73	–	–	–	–	11.73
(ii) Others	1,453.66	47,841.60	3,012.31	188.57	81.25	4.28	52,581.67
(iii) Disputed MSME	–	–	–	–	–	–	–
(iv) Disputed Others	–	–	–	–	–	–	–
Total	1,453.66	47,853.33	3,012.31	188.57	81.25	4.28	52,593.40

NOTE : 25

Other Current Financial Liabilities

(₹ in Lakhs)

	As at 31-03-2023	As at 31-03-2022
Creditors for capital goods	111.00	1,179.87
Salary and other benefit payable	62.77	46.73
Derivative liability	59.92	42.04
Unclaimed dividend	724.31	622.39
Capital reduction amount payable to Share holders	63.86	5,641.24
Provision for on going CSR projects	866.28	416.38
Others	1,073.40	1,716.04
	2,961.54	9,664.69

NOTE : 26

Current Provisions

(₹ in Lakhs)

	As at 31-03-2023	As at 31-03-2022
Employee Benefit		
Provision for leave encashment	94.07	108.97
Provision for gratuity	124.70	152.33
	218.77	261.30

NOTE : 27

Other Current Liabilities

(₹ in Lakhs)

	As at 31-03-2023	As at 31-03-2022
Statutory dues	343.18	1,177.75
Employee and contractor deductions	55.57	50.07
Advances from customers	946.20	4,670.76
	1,344.95	5,898.58



NOTE : 28

Revenue From Operations

	(₹ in Lakhs)	
	2022-2023	2021-2022
Gross Sale (refer note. 41, 42)	527,760.18	502,205.82
Other Operating Income		
Export benefit	677.85	776.67
Scrap sales	282.44	247.17
	960.29	1,023.84
Revenue from operations (Gross)	528,720.47	503,229.66

NOTE : 29

Other Income

	(₹ in Lakhs)	
	2022-2023	2021-2022
Interest Income		
Interest received on trade receivables	153.48	56.19
Interest received on bank fixed deposits	1,331.12	446.97
Interest received on corporate deposits	309.50	338.12
Interest received others	96.93	1.36
Unwinding interest	44.67	50.75
	1,935.70	893.39
Other Non-operating income		
Miscellaneous income	525.08	127.60
	525.08	127.60
Others Gains		
Gain on sale of fixed assets (net)	2.95	0.66
Gain on discontinued Lease Liabilities	-	7.82
Allowance for expected credit loss	7.88	-
Net Gain from mutual fund investment *	3,421.98	2,020.65
	3,432.81	2,029.13
	5,893.59	3,050.12

* Includes net gain / loss from redemption and gain from MTM valuation

NOTE : 30

Cost of Materials Consumed

	(₹ in Lakhs)	
	2022-2023	2021-2022
Consumption raw materials (including packing materials)	321,503.34	270,187.70

NOTE : 31

Purchases of Stock-In-Trade

	(₹ in Lakhs)	
	2022-2023	2021-2022
Petrochemicals	118,384.25	112,238.19
Others	680.03	1,201.70
	<u>119,064.28</u>	<u>113,439.89</u>

NOTE : 32

Changes In Inventories Of Finished Goods And Stock-In-Process

	(₹ in Lakhs)	
	2022-2023	2021-2022
Inventories (at commencement)		
Finished goods	7,649.55	8,475.25
Stock-in-process	201.38	189.50
	<u>7,850.93</u>	<u>8,664.75</u>
Inventories (at close)		
Finished goods	18,220.65	7,649.55
Stock-in-process	300.17	201.38
	<u>18,520.82</u>	<u>7,850.93</u>
	<u>(10,669.89)</u>	<u>813.82</u>

NOTE : 33

Employee Benefit Expenses

	(₹ in Lakhs)	
	2022-2023	2021-2022
Salaries and wages	4,707.64	4,209.57
Contribution to provident and other funds	323.31	242.64
Contribution to gratuity and leave encashment	245.13	190.85
Staff welfare expenses	195.78	188.19
	<u>5,471.86</u>	<u>4,831.25</u>

NOTE : 34

Finance Cost

	(₹ in Lakhs)	
	2022-2023	2021-2022
Interest		
Interest others	49.68	70.15
Others		
Interest on right of use	307.30	406.60
Unwinding Interest	0.63	0.59
	<u>357.61</u>	<u>477.34</u>



NOTE : 35

Depreciation And Amortisation Expenses

	(₹ in Lakhs)	
	2022-2023	2021-2022
Depreciation of tangible assets	2,636.65	2,382.61
Amortisation of intangible assets	53.04	40.54
Right to use	1,970.58	1,761.96
	4,660.27	4,185.11

NOTE : 36

Other Expenses

	(₹ in Lakhs)	
	2022-2023	2021-2022
Consumption of stores and spares	1,040.01	1,013.29
Power	4,220.09	3,494.97
Fuel	2,269.71	1,863.52
Repairs to building	370.48	186.28
Repairs to machinery	337.91	351.32
Repairs to others	544.07	423.38
Commission on sales	547.30	754.63
Carriage outward	10,652.40	10,664.47
Diminution in value of Stores & Spares / Finished Goods (Net)	163.06	127.35
Impairment of assets	-	17.28
Allowance for expected credit loss	-	2.33
IT Software and Hardware maintenance	184.85	161.75
Rent, rates and taxes	391.90	209.21
Directors' fees	64.79	63.30
Insurance	1,149.26	850.17
Bank charges	266.99	260.87
Materials handling Charges	258.84	230.57
Auditors remuneration	30.86	39.84
Legal & Professional fees	660.69	583.16
Travelling & conveyance	281.05	201.69
Advertisement, publicity & business promotion	30.11	15.37
Corporate social responsibility expenses	1,082.11	540.27
Packing & Forwarding expenses	240.41	215.36
Miscellaneous expenditure	800.15	541.36
Net loss on foreign currency transaction and translation	1,950.85	751.12
	27,537.89	23,562.86
Breakup of Auditor Remuneration		
For audit fees	22.00	22.00
For taxation matters	-	4.50
For other services & limited review	8.86	13.34
	30.86	39.84

NOTE : 37

As per Ind AS 19 “Employee Benefits”, the disclosures as defined in the Accounting Standard are given below

(₹ in Lakhs)

	2022-2023 (12 Months)	2021-2022 (12 Months)
A. Gratuity		
I. Assumptions :		
Discount Rate (Current)	7.50%	7.25%
Rate of return on Plan Assets Current Year	7.50%	7.25%
II. Changes in the defined benefit obligation :		
Liability at the beginning of the year	1,608.74	1,399.32
Interest cost	116.64	95.43
Current Service cost	62.64	51.52
Benefits paid	(25.99)	(50.24)
Actuarial (gains)/ losses on obligations Due to Change in Demographic Assumption	–	(0.24)
Actuarial (gains)/ losses on obligations Due to Change in Financial Assumption	(25.71)	37.44
Actuarial (gains)/ losses on obligations Due to Experience	79.93	75.51
Liability at the end of the year (a)	1,816.25	1,608.74
III. Changes in the fair value of plan assets :		
Fair value of plan assets at the beginning of the year	1,387.92	1,156.54
Interest Income	100.63	78.85
Employer’s contributions	233.00	200.69
Actuarial (gains)/ losses on plan assets	–	–
Benefits paid	(25.99)	(50.24)
Return on plan assets, Excluding Interest Income	(4.02)	2.08
Fair value of plan assets at the end of the year (b)	1,691.54	1,387.92
IV. Balance Liability (a-b)	124.71	220.82
V. Actual Return on plan Assets :		
Expected return on plan assets	100.63	78.85
Remesurement gains / (losses) on plan assets	(4.02)	2.08
Actual return on plan assets	96.61	80.93
VI. Expenses Recognised in Statement of Profit and Loss :		
Current Service Cost	62.64	51.52
Interest Cost	16.01	16.56
Expenses recognized in Profit & Loss	78.65	68.08
VII. Expenses Recognised in the Other Comprehensive Income (OCI) :		
Actuarial gains / (losses) on Obligation for the period	54.22	112.68
Return on plan assets, Excluding Interest Income	4.02	(2.08)
Expenses recognized in Other Comprehensive Income (OCI)	58.24	110.60
VIII. The Categories of plan assets as a percentage of total plan are as follows :		
Insurer managed funds	100%	100%

Amounts for the current and previous four periods are as follows :

(₹ in Lakhs)

Particulars	2023	2022	2021	2020	2019
Defined benefit obligation	1,816.25	1,608.74	1,399.34	1,176.25	1,002.35
Plan assets	1,691.54	1,387.92	1,156.53	987.90	895.71
(Surplus) / deficit	124.71	220.82	242.78	188.35	106.64
Experience adjustments on plan liabilities	79.93	75.51	105.85	23.03	6.04
Remesurement gain/(loss) on plan assets	(4.02)	2.08	–	(9.30)	2.07



B. Leave Encashment

The valuation of Leave Encashment has been done on exit as well as availment during the service. This liability forms part of other long term benefits as per the standard and does not require disclosures as mentioned in Para 158 of the Ind AS 19.

C. Provident Fund

The provident fund contribution is made to a trust administered by the Company. In terms of the guidance note issued by the Institute of Actuaries of India, the actuary has provided a valuation of provident fund liability based on assumptions listed below and determined that there is no Interest shortfall as at 31st March, 2023.

The assumptions used in determining the present value of obligation of interest rate guarantee under deterministic approach are:

Average holding period of assets	5 Years
Guaranteed rate	8.15 %

NOTE : 38

Financial Instruments : Accounting classifications, Fair value measurements

March 31, 2023

(₹ in Lakhs)

Particulars	Carrying Value	Classification			Fair Value		
		FVTPL	FVTOCI	Amortised Cost	Level 1	Level 2	Level 3
Financial assets							
Trade receivables	36,229.13	-	-	36,229.13	-	-	-
Loans and Advances							
Security deposits	473.02	-	-	473.02	-	-	473.02
Fixed Deposit with Bank	2,015.90			2,015.90			
Loans to employees	282.75	-	-	282.75	-	-	282.75
Derivative assets	15.05	15.05	-	-	15.05	-	-
Investments	56,255.07	56,255.07	-	-	56,255.07	-	-
Cash on hand	9.93	-	-	9.93	-	-	-
Bank Balances & cheques on hand	8,321.53	-	-	8,321.53	-	-	-
Other Balance with Bank	26,620.27	-	-	26,620.27	-	-	-
Other Financial assets	609.01	-	-	609.01	-	-	-
	<u>130,831.66</u>	<u>56,270.12</u>	<u>-</u>	<u>74,561.54</u>	<u>56,270.12</u>	<u>-</u>	<u>755.77</u>

	Carrying Value	Classification		Fair Value		
		FVTPL	Amortised Cost	Level 1	Level 2	Level 3
Financial Liabilities						
Trade payables	78,202.33	-	78,202.33	-	-	-
Other financial liabilities						
Security deposits	358.33	-	358.33	-	-	358.33
Derivative liability	59.92	59.92	-	59.92	-	-
Lease liability	1,665.60	-	1,665.60	-	-	1,665.60
Other financial Liability	1,971.48	-	1,971.48	-	-	-
	<u>82,257.66</u>	<u>59.92</u>	<u>82,197.74</u>	<u>59.92</u>	<u>-</u>	<u>2,023.93</u>

March 31, 2022

(₹ in Lakhs)

Particulars	Carrying Value	Classification			Fair Value		
		FVTPL	FVTOCI	Amortised Cost	Level 1	Level 2	Level 3
Financial assets							
Trade receivables	41,178.46	–	–	41,178.46	–	–	–
Loans and Advances							
Security deposits	445.94	–	–	445.94	–	–	445.94
Fixed Deposit with Bank	32.34			32.34			
Loans to employees	200.88	–	–	200.88	–	–	200.88
Derivative assets	8.20	8.20	–	–	8.20	–	–
Investments	48,378.88	48,378.88	–	–	48,378.88	–	–
Cash on hand	8.48	–	–	8.48	–	–	–
Bank Balances & cheques on hand	21,745.32	–	–	21,745.32	–	–	–
Other Bank Balance	22,991.07	–	–	22,991.07	–	–	–
Other Financial assets	495.29	–	–	495.29	–	–	–
	<u>135,484.86</u>	<u>48,387.08</u>	<u>–</u>	<u>87,097.78</u>	<u>48,387.08</u>	<u>–</u>	<u>646.82</u>

	Carrying Value	Classification		Fair Value		
		FVTPL	Amortised Cost	Level 1	Level 2	Level 3
Financial Liabilities						
Trade payables	52,593.40	–	52,593.40	–	–	–
Other financial liabilities						
Security deposits	331.45	–	331.45	–	–	331.45
Derivative liability	42.04	42.04	–	42.04	–	–
Lease liability	3,723.29		3,723.29			3,723.29
Other financial liability	3,565.03	–	3,565.03	–	–	–
	<u>60,255.21</u>	<u>42.04</u>	<u>60,213.17</u>	<u>42.04</u>	<u>–</u>	<u>4,054.74</u>

Sensitivity Analysis

1. Change in Foreign Exchange

(₹ in Lakhs)

Effect in INR	Increase	Decrease	Increase	Decrease
	31 March 2023		31 March 2022	
1% Increase / decrease in USD	(348.83)	348.83	(238.81)	238.81
1% Increase / decrease in EURO	23.93	(23.93)	0.36	(0.36)
1% Increase / decrease in CHF	0.06	(0.06)	0.15	(0.15)
1% Increase / decrease in SGD	0.05	(0.05)	0.03	(0.03)

The above table show sensitivity of open forex exposure to USD/INR movement. We have considered 1% (+/-) change in the currency movement, increase indicates appreciation whereas decrease indicates depreciation in the currency rates. The movement does not reflect management forecast on currency movement.

2. Change in Interest rate

The Company being a debt free Company is not exposed to Interest rate risks.



NOTE : 39

Financial Risk Management

The Company's activities expose it to variety of financial risks viz. commodity price risk, credit risk, liquidity risk, capital risk and foreign currency risk. These risks are managed by the senior management of the Company supervised by the Board of Directors to minimise potential adverse effects on the financial performance of the Company.

Commodity Risk:

International pricing and demand/ supply risk are inherent in the import of styrene monomer, the main raw material. The Company enters into procurement contracts for import of styrene monomer on annual basis. The contracts specify the quantity and attributes for arriving at monthly pricing. However, a part of the requirement is sourced on spot basis so as to float with fluctuations in the market and to guard against price volatility. The Company has also linked part of its sales to raw material prices so that the Company has adequate cushion to protect its margin in the event of any increase/decrease in raw material costs.

Credit Risk:

Credit risk from cash and cash equivalents, derivative financial instruments and bank deposits is considered immaterial in view of the creditworthiness of the banks the Company works with. The Company has specific policies for managing customer credit risk on an ongoing basis; these policies factor in the customer's financial position, past experience and other customer specific factors.

Financial assets are written off when there is no reasonable expectation of recovery, such as a debtor failing to engage in a repayment plan with the company. In any case all doubtful debts over 18 months are provided for 100% under ECL working or written off. When loans or receivables have either been provided for or written off, the Company continues to engage in enforcement activity to attempt to recover the receivable due. When recoveries are made, these are recognised in Statement of Profit and Loss.

Liquidity Risk:

The Company needs to ensure that at all times, it meets its payment obligations on time. The table below summarises the Company's liquidity position and its preparedness for likely variations in the liquidity:

(₹ in Lakhs)

Particulars	March 31, 2023	March 31, 2022
Cash, Cash equivalents & bank balances (note: 12)	8,331.45	21,753.81
Investments in mutual funds (note:10)	56,255.07	48,378.88
Fixed deposits with banks (note 7,13)	27,458.09	16,759.78
Fixed deposits with corporate (note 15)	5,006.00	5,500.00
Undrawn fund based credit facilities from banks	12,700.00	13,200.00
Liquidity buffer	1,09,750.61	1,05,592.47

The Company is debt free (except amortised value of right to use assets taken on lease) and has, adequate liquidity as detailed above, to meet any exigencies. In addition to the undrawn fund-based credit limits, the Company also has recourse to discount trade receivables backed by letters of credit. These measures are considered by the management adequate to ensure that the Company is not exposed to any liquidity risk.

Capital Risk Management:

The Company's Capital Risk management policy objective is to ensure that at all times, it remains a going concern and safeguard interests of its shareholders and other stakeholders.

(₹ in Lakhs)

Particulars	March 31, 2023	March 31, 2022
Net Financial Debt	-	-
Total Equity	1,84,386.51	1,51,563.32
Total Capital Employed	1,87,927.23	1,55,004.29
Gearing Ratio	-	-

The Company's total owned funds of ₹1,87,927.23 lakhs with zero debt is considered adequate by the management to meet its business interest and any capital risk it may face in future.



Foreign Currency risk:

The Company has no foreign currency debt and hence faces no foreign currency risk on account of debt outstanding. However, the Company depends entirely on imports for its requirement of styrene monomer and other raw materials. It also exports its products in significant quantities. All the transactions are exposed to fluctuation in the external value of rupee largely against US dollar. Exposure to other currencies is minimal.

Particulars	March 31, 2023		March 31, 2022	
	Foreign Currency	₹ in Lakhs	Foreign Currency	₹ in Lakhs
Financial Assets				
Receivables in				
US Dollars	4,444,857.21	3,652.34	2,368,079.25	1,794.94
Euro	2,706,538.32	2,420.59	775,846.21	653.40
CHF	6,753.25	6.05	18,133.85	14.88
GBP	5,014.76	5.10	46,204.68	45.97
Financial Liabilities				
Payables in				
US Dollars	91,301,394.75	75,022.36	63,642,041.90	48,239.08
Euro	30,341.23	27.14	733,082.60	617.38
GBP	—	—	43,200.00	42.98
Derivative Contracts				
Forward/Options Contracts for payables in USD	44,404,391.60		29,767,091.37	

To overcome these risks of cost and pricing due to foreign exchange volatility, the Company hedges part of open foreign exchange exposure relating to imports so as to lessen the impact of foreign exchange rate fluctuations if any in respect of import of raw materials. The Company also has a natural hedge to the extent of its exports and pricing its products locally on import parity basis. These measures are considered adequate by the management of the Company to safeguard from foreign exchange fluctuation risk. However foreign currency exchange rate being dynamic is monitored constantly to decide on proper response measure.

NOTE : 40

Particulars	(₹ in Lakhs)	
	March 31, 2023	March 31, 2022
(1) Contingent liabilities		
(A) Claims against the Company not acknowledged as debt; (matters pending in court/ arbitration. No cash outflow is expected in future).		
Disputed Excise/ Service Tax demand.	117.57	117.57
Disputed Sales Tax demand	1.20	22.89
Disputed GST matter	16.71	16.72
Disputed matter in Income Tax	12.58	—
(B) Counter guarantees given to banks against guarantees issued by the banks.		
Other bank guarantees.	1,031.19	609.94
(C) Other money for which the Company is contingently liable		
Letters of Credit opened by Banks and outstanding at the year end.	51,890.61	49,061.82
(2) Commitments		
Estimated amount of contracts remaining to be executed on capital account and not provided for;	15,144.00	11,163.00

The management has estimated the provisions for pending litigation, claims and demands (including cases relating to direct and indirect taxes) on its assessment of probability for these demands crystallizing against the Company in due course. The difference between the amount demanded and provision made is disclosed as contingent liabilities.

**NOTE : 41**

Sales on Product group wise basis (IND AS 108 Para 32)

(₹ in Lakhs)

Description	2022-2023	2021-2022
Styrenics	486,770.05	462,660.59
Masterbatches, Compounds of other Polymers	27,659.21	22,508.13
Others	13,330.92	17,037.10
Total	527,760.18	502,205.82

Sales as per geographic areas (IND AS 108 Para 33(a))

(₹ in Lakhs)

Description	2022-2023	2021-2022
Within India	495,005.75	459,889.34
Outside India	32,754.43	42,316.48
Total	527,760.18	502,205.82

Note: (i) Entire non-current assets are located in India.

(ii) None of the Customers individually account for 10% or more sales.

NOTE : 42**Revenue from Contract with Customers as per disclosure requirements under Ind AS 115.**

The Company offers, performance-based discounts and other discounts as per the prevailing trade practices at the time of sale. A sales invoice is the de facto contract agreement with the Customers. Any credit notes for discounts issued thereafter are reduced from Gross Sales and the Net Sales is shown in the Statement of Profit and Loss. Debit note when issued towards interest on delayed payment, are included under Other Income and shown separately. Both debit and credit notes are subject to GST. Details of the revenue from contracts with customers as it appears in the invoices raised on Customers and credit notes issued thereafter are as below:

(₹ in Lakhs)

Sr. No.	2022-2023	2021-2022
1 Revenue from contracts with customers	530,194.96	504,870.74
Less:		
2 Performance & Price Discounts as per Memorandum of Understanding.	(472.38)	(929.59)
3 Other Discounts as per Trade practices	(1,612.83)	(1,735.33)
4 Pre-operative/Ad-Sale	(349.57)	–
5 Gross sales as per statement of Profit & Loss	527,760.18	502,205.82

NOTE : 43**Investments**

Investments in the Balance Sheet comprises of short-term surplus funds invested in debt and arbitrage schemes of Mutual Funds which are measured at fair value through Profit and Loss. And in fixed deposit with bank and HDFC Ltd measured through amortized cost.

NOTE : 44

Working capital facilities (including letters of credit) from banks are secured by hypothecation of Company's all moveable assets, stock and trade receivables and by second charge by way of mortgage of the Company's immovable properties (including plant and machinery) situated at Tamil Nadu plants.



NOTE : 45

The Board of Directors of the Company, in their meeting held on October 27, 2022 recommended sub-division of shares from face value of ₹ 4/- to face value of ₹ 2/- which was approved by the members vide postal ballot on December 02, 2022. New shares of face value of ₹ 2/- were issued to the shareholders whose name appeared on the record date of January 06, 2023.

NOTE : 46

Disclosure of transactions with Related Parties, as required by Ind AS 24 “Related Party Disclosures” is given below:

a) Names of the related parties and description of relationship:

Sr. No.	Particulars	Name of the Party
1	Entities having significant influence	The Supreme Industries Ltd. R. Raheja Investments Pvt. Ltd.
2	Directors and Key Management Personnel (KMP)	
	A. Non Executive Directors	Shri M. P. Taparia Shri Rajan B. Raheja Shri B. L. Taparia Shri S.J. Taparia Shri R. Kannan Shri M. S. Ramachandran Miss Ameeta Parpia Dr. S. Sivaram Shri Rajeev Pandya
	B. Whole Time Director (KMP)	Shri K V Mujumdar
	C. Key Management Personnel	
	Manager	Shri N. Gopal
	Chief Finance Officer	Shri Rakesh Nayyar
	Company Secretary	Shri D. N. Mishra
3	Promoter Group Persons & Entities	Hathway Investments Limited Bloomingdale Investment and Finance Private Limited Matsyagandha Investment and Finance Private Limited Rajan B. Raheja Suman R. Raheja Akshay Rajan Raheja Viren Rajan Raheja Jovial Investment and Trading Company Private Limited Venktesh Investment and Trading Company Private Limited Boon Investment and Trading Company Private Limited



Related parties transactions

		(₹ in Lakhs)	
Sr. No.	Nature of transactions	2022 – 2023	2021 – 2022
	Entities having significant influence		
1. *	The Supreme Industries Ltd.		
A.	Sale of Goods (Net)	14,263.25	9,068.28
B.	Purchase of goods	68.03	191.37
C.	Balance receivable (Sales of goods)	45.53	19.27
D.	Balance payable (Purchase of goods)	9.31	3.27
	* All transactions are on commercial basis at market rates.		
2.	R. Raheja Investments Pvt. Ltd.	NIL	NIL
3.	Loan to Shri D. N. Mishra		
	Loan Given	–	45.00
	Loan Repay	9.00	3.25
	Loan balance	33.75	42.75
4.	Directors sitting fees		
A.	Shri M. P. Taparia (Non-Executive-Promoter/ Chairperson)	5.50	7.30
B.	Shri Rajan B. Raheja (Non-Executive-Promoter)	5.00	4.50
C.	Shri B. L. Taparia (Non-Executive-Promoter)	5.00	4.50
D.	Shri S.J. Taparia (Non-Executive-Promoter)	8.00	7.20
E.	Shri R. Kannan (Non-Executive-Independent)	10.50	10.40
F.	Shri M. S. Ramachandran (Non-Executive-Independent)	7.50	8.30
G.	Miss Ameeta Parpia (Non-Executive-Independent)	9.00	8.20
H.	Dr. S. Sivaram (Non-Executive-Independent)	5.00	4.50
I.	Shri. Rajeev Pandya (Non-Executive-Independent)	9.00	8.40
5.	Advisory service charges paid to Shri M. S. Ramachandran	5.00	5.00

		(₹ in Lakhs)	
Sr. No.	Nature of transactions	2022 – 2023	2021 – 2022
	Remuneration paid – Key Managerial personnel.		
1	Employment benefits	868.27	754.52
2	Post-employment benefit	2.00	2.00



Dividend

		(₹ in Lakhs)	
Sr. No.	Nature of Transactions	2022 – 2023	2021 – 2022
1	Dividend paid on Equity Shares		
	The Supreme Industries Ltd. Entity having significant influence	6,944.74	4,774.51
	R. Raheja Investments Pvt. Ltd. Entity having significant influence	6,944.74	4,774.51
	Promoter Group Persons & Entities :-		
	Suman R. Raheja	0.07	0.05
	Akshay Rajan Raheja	0.05	0.03
	Viren Rajan Raheja	0.05	0.03
	Bloomingdale Investment and Finance Private Limited	0.05	0.03
	Coronet Investment Private Limited (* see note below)	0.00	104.82
	Hathway Investment Private Limited	340.78	129.43
	Matsyagandha Investment and Finance Private Limited	0.05	0.03
	Manali Investment and Finance Private Ltd (* see note below)	–	0.03
	Varahagiri Investment and Finance Pvt. Ltd. **	0.05	0.03
	Jovial Investment and Trading Company Private Limited	86.66	46.16
	Venktesh Investment and Trading Company Private Limited	75.81	46.16
	Boon Investment and Trading Company Private Limited	79.09	46.16
2	Directors		
	Shri M. P. Taparia Director	9.06	6.22
	Shri B.L. Taparia Director	1.33	0.80
	Shri S.J. Taparia Director	9.04	6.22
	Shri Rajan B. Raheja Director	0.10	0.06
	Miss Ameeta Parpia Director	13.08	8.99
	Shri K V Mujumdar Whole Time Director/KMP	0.72	0.50
3	Key Management Personnel		
	Shri N. Gopal. Manager	3.83	2.63
	Shri Rakesh Nayyar Chief Financial Officer	0.12	0.08
	Shri D N Mishra Company Secretary	1.22	0.11

(*) Merged with Hathway Investments Limited w.e.f. February 07, 2022.

** Merged with Matsyagandha Investment and Finance Private Limited w.e.f. March 10, 2023



NOTE : 47

Relationship with struck off companies

Name of struck off company	Nature of transactions with struck off company	Balance Outstanding (No of shares)	Balance Outstanding (No of shares last year)	Relationship with the struck off Company, if any, to be disclosed
Ingram Investments Pvt. Ltd.	Share Holder	7,600	7,600	NA
Wizard Insurance Services Pvt Ltd.	Share Holder	2,200	2,200	NA
Ghan Shyam Dass Khandelwal & Sons P. Ltd.	Share Holder	1,000	1,000	NA
Amolak Minerals Pvt. Ltd.	Share Holder	800	800	NA
Supan Finance Pvt. Ltd.	Share Holder	200	200	NA
DBS Securities P. Ltd.	Share Holder	34	34	NA
Dreams Broking Pvt. Ltd.	Share Holder	4	4	NA
Hemal Trading Co. Pvt. Ltd.	Share Holder	200	200	NA
Ultra Petro Trade Pvt. Ltd.	Payables	Nil	Nil	Distributor
Hemlata Investments Pvt. Ltd.	Share Holder	2762	2762	NA
James Alexander and Company Ltd.	Share Holder	200	200	NA
Phoenix Shares and Stock Private Ltd.	Share Holder	2	2	NA

NOTE : 48

Disclosures under IND AS 116 : Lease Liabilities

Following are the changes in the carrying value of right of use assets for the year ended March 31, 2023:

(₹ in Lakhs)

Particulars	Category of ROU		
	Building	Plant and Machinery (Shore Tanks)	Total
Balance Sheet as at April 1st, 2022			
Reclassified on account of adoption of Ind AS 116			
Opening	504.66	2,936.37	3441.03
Additions	–	–	–
Deletions	–	–	–
Depreciation	212.16	1,758.41	1,970.57
Balance Sheet as at March 31, 2023	292.50	1,177.96	1,470.46

Following are the changes in the carrying value of right of use assets for the year ended March 31, 2022 :

(₹ in Lakhs)

Particulars	Category of ROU		
	Building	Plant and Machinery (Shore Tanks)	Total
Balance Sheet as at April 1st , 2021			
Reclassified on account of adoption of Ind AS 116			
Opening	718.44	3,207.17	3,925.61
Additions	–	1,332.47	1,332.47
Deletions	–	55.09	55.09
Depreciation	213.78	1,548.18	1,761.96
Balance Sheet as at March 31, 2022	504.66	2,936.37	3,441.03

The following is the movement in lease liabilities during the year ended March 31, 2023

(₹ in Lakhs)

Particulars	As At March 31, 2023	As At March 31, 2022
Balance at the beginning	3,723.29	4,106.00
Additions	–	1,332.47
Finance costs accrued during the period	307.30	406.60
Deletions	–	62.91
Payment of lease liabilities	2,364.99	2,058.87
Balance at the end	1,665.60	3,723.29

The table below provides details regarding the contractual maturities of lease liabilities as at March 31, 2023 on an undiscounted basis:

(₹ in Lakhs)

Particulars	As At March 31, 2023	As At March 31, 2022
Less than one year	1,642.32	2,363.50
One to five years	329.60	1,821.61
Total	1,971.92	4,185.11

The Company does not face a significant liquidity risk with regard to its lease liabilities as the current assets are sufficient to meet the obligations related to lease liabilities as and when they fall due.

Note 49.1 Reconciliation of shares outstanding at the beginning and at the end of the current period.

Particulars	As at March 2023		As at March 2022	
	Equity shares of ₹ 2/- each fully paid		Equity shares of ₹ 4/- each fully paid	
	No. of shares	Amount	No. of shares	Amount
Shares face value of ₹ 4/- each outstanding at the beginning of the period.	94020671	3,760.83	94020671	3,760.83
Add : Shares face value of ₹ 2/- each issued during period pursuant to the sub-division of equity shares (refer to note 45) *	188041342	–	–	–
Less : Shares of face value ₹ 4/- each cancelled during the period (Refer Note 45)	94020671	–	–	–
Shares outstanding at the end of the period	188041342	3,760.83	94020671	3,760.83

* During the current year, equity shares of ₹ 4/- each were sub-divided into 2 equity shares of ₹ 2/- each pursuant to an ordinary resolution passed by the shareholders by way of Postal Ballot on December 2, 2022.

Note 49.2

(₹ in Lakhs)

Particulars	2022-2023	2021-2022
Earnings per share (EPS) – Face value of ₹ 2/- each		
Profit after tax	49,813.78	66,326.49
Weighted average number of shares outstanding for basic EPS during the year.	188041342	188041342
Basic earning per share (Rupees)	26.49	35.27
Diluted earnings per share (Rupees)	26.49	35.27

Previous year earning per share (EPS) has been derived at current nominal value of share ₹ 2/- each.

**NOTE : 50**

No. Ratio along with formula	2022-2023	2021-2022
1 Current Ratio (Current Assets / Current Liability)	2.41	2.48
2 Debt: Equity Ratio (Lease Liability / Net Worth) *	0.01	0.03
3 Debt Service Coverage Ratio (EBITDA/Interest+Principal) *	29.70	43.96
4 Return on Equity (Net Profit/Average Net Worth)	29.66%	51.41%
5 Inventory Turnover ratio (Consumption of material + Goods for resale + changes in FG & WIP)/Closing stock average	9.14	12.52
6 Trade receivable turnover ratio (Revenue from operation / Average account receivable)	13.66	12.63
7 Trade payable turnover ratio (Consumption of Material + Goods for resale + changes in FG & WIP/average trade payable)	6.62	7.08
8 Net Capital Turnover Ratio (Operating Income/Avg. Capital Employed)	3.08	3.80
9 Net profit ratio (Net profit/Revenue)	9.32%	13.10%
10 Return on Capital Employed (PBIT/Average Capital Employed)	39.10%	67.46%
11 Return on Investment made (Other than business income/Average Investment)	6.06%	4.24%

* Company is debt free, for Debt : Equity ratio calculation purpose, amortised value of right to use assets taken on lease is taken as debt.

With reduction in global delta between raw material and finished product prices Company's margins reduced in turn affecting profitability ratios and return on net worth and capital employed. Bunching of shipment arrivals in March '23 increased the raw material inventory towards the year end thus adversely affecting the inventory turnover ratio. Return on Investment made has increased due to increase in interest rates.

NOTE : 51

According to the information available with the Management, on the basis of intimation received from suppliers regarding their status under the Micro, Small and Medium Enterprises Development Act, 2006 (MSMED Act), the Company has amounts due to micro and small enterprises under the said Act as at March 31, 2023 as follows:

Particulars	(₹ in Lakhs)	
	2022-2023	2021-2022
Principal Amount due	101.13	11.73
Interest due on above	—	—
Amount of interest paid in terms of section 16 of the MSME Act, 2006	—	—
Amount of interest due and payable for the period off delay	—	—
Amount of interest accrued and remaining unpaid as at year end	—	—
Amount of further interest remaining due and payable in the succeeding year	—	—

NOTE : 52

The provisions of Section 135 of the Companies Act, 2013 are applicable to the entities incorporated in India. Details are as indicated below:

- 1) Gross amount required to be spent by the Company during the year : ₹ 1,082.11 lakhs (Previous Year ₹ 555.21 lakhs.)

2) Amount spent during the year on:

(₹ in Lakhs)

Amount spent during the year on	In cash	Yet to be paid in Cash	Total
A) Health & Hygiene			
Creation/ acquisition of capital asset	243.14	476.36	719.50
	(41.32)	(416.38)	(457.70)
Others	-	-	-
	(8.00)	(-)	(8.00)
B) Education			
Creation/ acquisition of capital asset	280.70	-	280.70
	(68.33)	(-)	(68.33)
Others	-	-	-
	(2.00)	(-)	(2.00)
C) Culture Affairs			
Creation/ acquisition of capital asset	0.75	-	0.75
	(-)	(-)	(-)
Others	-	-	-
	(1.10)	(-)	(1.10)
(D) Old Age Home	10.00	-	10.00
	(-)	(-)	(-)
(E) Environmental Sustainability	21.93	-	21.93
	(-)	(-)	(-)
(F) Sports	12.00	-	12.00
	(-)	(-)	(-)
(G) Administrative Expenses	11.95	-	11.95
	(5.86)	(-)	(5.86)
(H) Covid-19 Relief Support - Others	-	-	-
	(22.56)	-	(22.56)
Total	580.47	476.36	1056.83
	(149.17)	(416.38)	(565.55)

3) Excess amount spent under S. 135(5)

(₹ in Lakhs)

Opening balance Excess / (short)	Amount required to be spent during the year	Amount spent / incurred during the year	Provision made for ongoing projects	Closing balance Excess / (short) amount spent
25.28	1,082.11	580.47	476.36*	0.00
(14.94)	(555.21)	(149.17)	(416.38)	(25.28)

* The Company has taken up projects under CSR, which are under implemented. An amount of ₹ 476.36 lakhs allocated to these projects and yet to be spent and same is transferred to a separate fund maintained with one of the Company's bankers on April 21, 2023. There is no shortfall in the amount to be incurred under CSR for the year 2022-23.



NOTE : 53

The new Code on Social Security, 2020 has been enacted but the effective date from which the changes are applicable is yet to be notified and the rules are yet to be framed. The Company shall give appropriate impact in its financial statements in the period in which the Code becomes effective and the related rules are published.

NOTE : 54

Additional Regulatory Information detailed in clause 6L of General Instructions given in Part I of Division II of the Schedule III to the Companies Act, 2013 are furnished to the extent applicable to the Company.

NOTE : 55

Previous year's figures have been regrouped and rearranged wherever necessary to conform to this period's classification.

As per our report of even date.

For **G. M. Kapadia & Co**
Chartered Accountants
Firm's Reg. No.104767W

Satya Ranjan Dhall
Partner
Membership No. 214046

N. Gopal
Executive Director (Styrenics) & Manager

Rakesh Nayyar
Executive Director
(Finance & Corporate Affairs) &
Chief Financial Officer

D. N. Mishra
Company Secretary

For and on behalf of the Board

M. P. Taparia, *Chairperson*
Rajan B. Raheja
B. L. Taparia
S. J. Taparia
R. Kannan
Ms. Ameeta Parpia
Dr. S. Sivaram
Rajeev M. Pandia
K. V. Mujumdar

} *Directors*

Place : Mumbai
Date : April 26, 2023

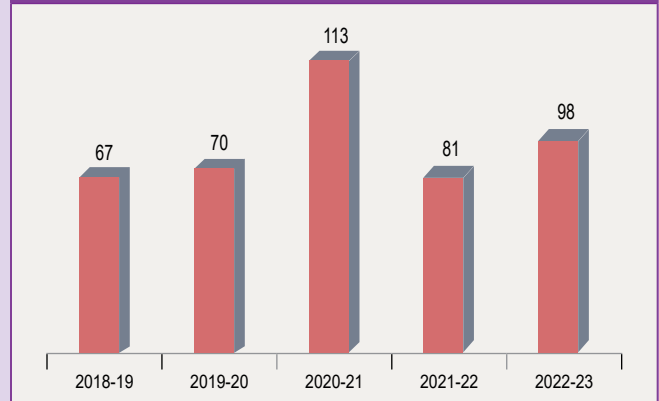
Place : Mumbai
Date : April 26, 2023

FINANCIAL HIGHLIGHTS

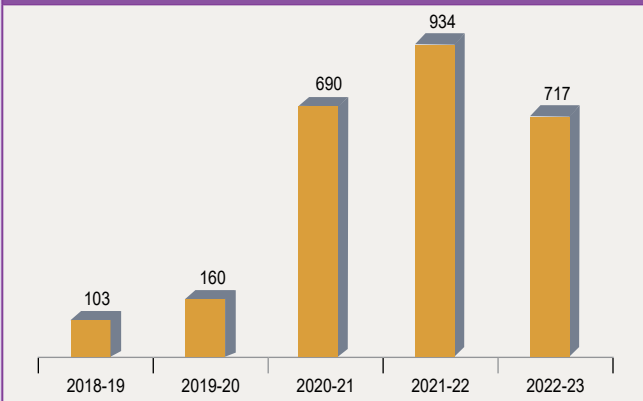
Sales Revenue (₹ Cr.)



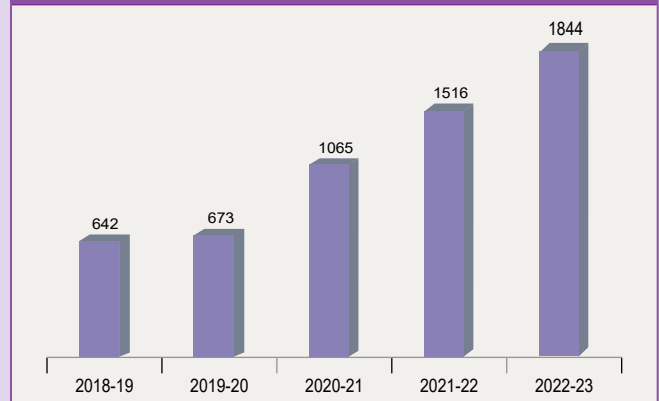
Book Value Per Share (₹)



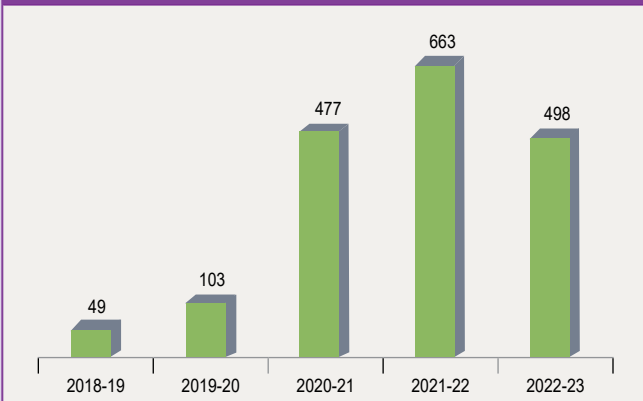
EBIDTA (₹ Cr.)



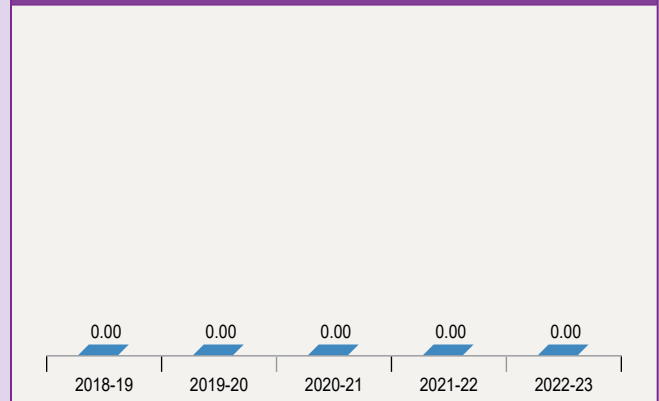
Net Worth (₹ Cr.)



Net Profit (₹ Cr.)



Debt : Equity





SUPREME PETROCHEM LTD

Solitaire Corporate Park, Building No.11, 5th floor, Guru Hargovindji Marg,
Andheri - Ghatkopar Link Road, Chakala, Andheri (East), Mumbai 400093, India
Website: www.supremepetrochem.com