



CONTINUING STABILITY



Date:16-05-2024

To,

Corporate Relations Department BSE Limited Phiroze Jeejeebhoy Towers, Dalal Street, Mumbai - 400 001 Scrip Code: 506194 Class of Security: Equity	Listing Compliance Department National Stock Exchange of India Limited Exchange Plaza, Plot No. C/1, G Block, Bandra-Kurla Complex, Bandra (East), Mumbai - 400 051 Symbol: ARIHANTSUP Series: EQ
--	--

Sub: Earnings Presentation of the Financial Results for the Quarter / Half year / Year ended March 31, 2024:

Pursuant to Regulation 30 of SEBI (Listing Obligations and Disclosure Requirements) Regulations, 2015, please find attached herewith the Earnings Presentation for the Quarter / Half year / Year ended March 31, 2024.

Kindly take the same in your records and inform the Stakeholders accordingly.

Thanking You
Yours Faithfully

For Arihant Superstructures Limited

Ashokkumar Chhajer
Chairman & Managing Director
Date: 16th May, 2024
Place: Navi Mumbai

ARIHANT
SUPERSTRUCTURES LTD.
CONTINUING STABILITY

सच में कुछ बदल रहा है
**Changing
Lifestyle**
BY ARIHANT HOMES

Investor Presentation

Q4 FY24

It's been a landmark year with Revenues cross INR 5 Bn & highest ever PAT of INR 692.24 Mn resulting in an EPS of 11.73/- High growth in Real Estate needs funds to be funneled for acquisitions & execution. It's prudent to conserve cash flows but at the same time shareholders need to be rewarded for their confidence & patience. We have increased the dividend payout to Rs 1.20/- per share only for the Non-Promoter shareholders.

FY24 was the year for execution and business development, which will continue to be the focus in FY25 too. However, we expect FY25 to witness record number of launches of Key projects which will boost our sales. It is pertinent to note that we achieved record sales of 1,755 units amounting to INR 9.70 Bn in FY24. We look forward to FY25 which should take us to greater heights as we get closer to the next important milestone of INR 10 Bn+ of Pre-Sales. We expect growth with a CAGR of 25% to 30% across major parameters.

VISION

To nurture the best talent and be a "Built to Last" company

MISSION

To construct the most efficient spaces for our customers while leaving the least ecological footprint

POLICY

To share wealth with all the stake holders and contribute to the well-being of society at large

FY24 Business Development Highlights

Completed acquisition of 51 acres to increase total land to 77 acres for World Villas, a mix-use premium housing project. Approvals have been Sanctioned & Project would begin Sales in Q1FY25. Total GDV of the project is **INR 9.5 Bn**

Completed signing of the final 3,638 sq. meters of land at Shilphata to increase the land area to 31,690 sq. meters which shall have a development potential of 14 Lakh sq. ft. Approvals have been Sanctioned & Project would begin Sales in Q2FY25. Total GDV of the project is **INR 9 Bn**

Acquired **Arihant 7 Anaika** in affordable housing segment adjoining to Arihant Anaika township which would comprise of 549 units spread across 3.73 Lakh sq. ft. having a revenue potential of **INR 1.85 Bn**

Additional Land added to the project **Arihant Aspire** near **ATAL-SETU (MTHL)** route in Mid-Income Housing segment, to enhance development potential by 5 Lakh sq. ft. leading to an added revenue potential of **INR 3.5 Bn**

Arihant Aakarshan, stalled project is re-started and renamed as “**Arihant Adarsh**” in affordable housing segment has received Commencement Certificate from Panvel Municipal Corporation. This project would comprise of 778 Apartments spread across 5 acres having a development potential of 5.4 Lakh sq. ft. with a Gross Development Value of **INR 2.7 Bn**

Arihant World Villas (362 Villas for Sale), Chowk, Panvel, 1.8 mn sq.ft.

Club 10 Gymkhana (Membership Annuity Business)

Tranquil Hotel (Hospitality Annuity Business)

- Arihant Superstructures Ltd. announces its premium luxury product categorized as platinum series Arihant World Villas through an outright purchase of ~77 acres of land at Chowk, which is at a prime location surrounded by nature all around, off the old Mumbai-Pune highway and a 30-minute drive from the upcoming Navi Mumbai international airport and 60 to 75 minute drive from South Mumbai.
- The development potential of the same is expected to be around 1.8 mn Sq. ft. area, with Gross Development Value (GDV) of INR 10 bn+, starting with development of 362 villas
- Along with this, ASL is planning to develop a 221 key Hotel on 9 acres alongwith a sports club & gymkhana on 10.5 acres. The gymkhana would have a revenue stream of membership fees with additional revenues from sale of food, drinks, entertainment & sports venue sales, while the Hotel would be ideal for wedding destination events & corporate events apart from rooms on rent.
- Both these would require an investment of INR 2.50 Bn and will generate annuity income, and also strengthen the balance sheet with asset creation of IRR over 15% p.a.

Arihant World Villas - Master Layout



Snapshot



Largest real estate player in affordable and mid-income housing in MMR region



Balanced portfolio of projects in both luxury and affordable housing.



Projects spread across 11 different micro-markets in MMR and Jodhpur



Highest market share in Navi Mumbai and most micro markets of operations



12,000+ units in over 62+ projects delivered till date



Area under development grew by 8x and Net worth by 4.7x in last decade



One of the lowest Avg. land acquisition Cost in the industry of < INR 400/Sq.ft



INR 88+ Bn Revenue Potential, 14,507 units 14.31 million sq. ft.



3 Year Revenue CAGR
24%



3 year EBITDA CAGR
30%



3 year PAT CAGR
60%



FY24
ROCE – 21%
ROE- 15%

Company Overview

- Established in 1994, Arihant Superstructures Ltd. (ASL) is one of the **largest real estate** players in affordable and mid-income housing segment in the MMR region.
- Headquartered out of Navi Mumbai, Maharashtra, the company has a **dominant presence in high growth** micro-markets of Mumbai MMR; namely Badlapur, Shilphata, Talaja, Titwala, Kalyan, Chowk, Kharghar, Vashi, Navi Mumbai, Panvel, Karjat and Khopoli and also in Jodhpur, Rajasthan.
- Arihant has also recently ventured into **premium luxury** real estate segment to develop Villa projects, a hotel and a sports gymkhana on **77 acres** of prime land at Chowk off the old Mumbai-Pune highway.
- With other projects like Arihant Advika, Arihant Aalishan & Arihant Ayati in the premium segment, the company has a **best blend of projects** in both luxury and affordable housing.
- The company has established a powerful brand name for itself in all regions of its presence and has the **large market share** in almost all the regions it operates in.
- The company operates under a uniquely designed portfolio of development projects to cater to all sections of society, calling it “Mirroring the population-matrix”, which helps in **de-risking the company** from demand stagnancy during any industry cycles.
- It has completely integrated **in-house capabilities** of land acquisition & procurement, liaison, design & engineering, EPC and marketing & sales.
- The company enters into JD, JV, DM arrangements in the mid-income segment to remain Asset-Light with close to 19% of Ongoing development area are on an **asset-light model**.
- Over the years, ASL has carved a niche for itself as an industry benchmark for quality, customer focus, robust engineering, uncompromising business ethics, and **strong capability** to carry-out end-to-end operations of any project.

Q4-FY24 Highlights

759
Units Sold

6.49 lakhs Sq.ft
Area Sold

1,295 Mn
INR Collection

4,048 Mn
INR Value of Sales

A dark, semi-transparent background image featuring a calculator, a magnifying glass over a line graph, stacks of coins, and a small house model, symbolizing financial analysis and investment.

Q4 FY24 FINANCIAL OVERVIEW

Q4-FY24 Financial Highlights:

INR 1,617 Mn Total Revenues	INR 362 Mn EBITDA	22.36% EBITDA Margin
INR 219 Mn PAT	13.55% PAT Margin	INR 3.04 EPS

Q4-FY24 Operational Highlights:

- The collections of INR 1,295 millions was received.
- 6.49 lakhs square feet area was sold comprising of 759 units in the third quarter of FY24.
- Approvals received for World Villas, Arihant Avanti, Arihant Adarsh & Arihant 7 Anaika

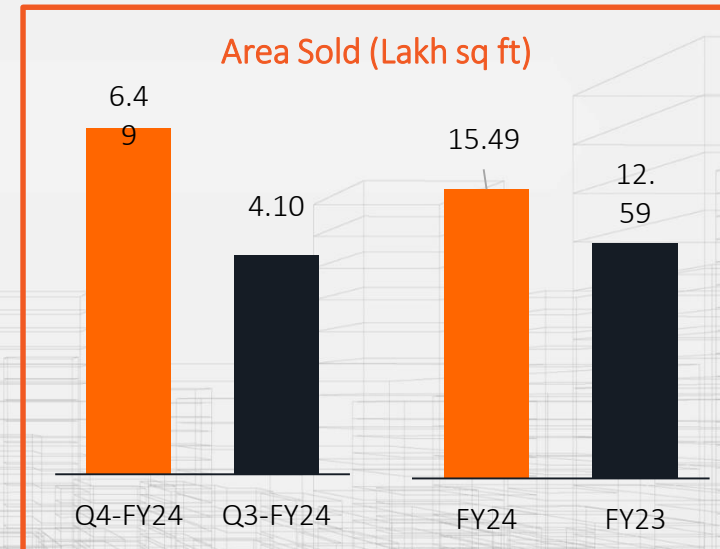
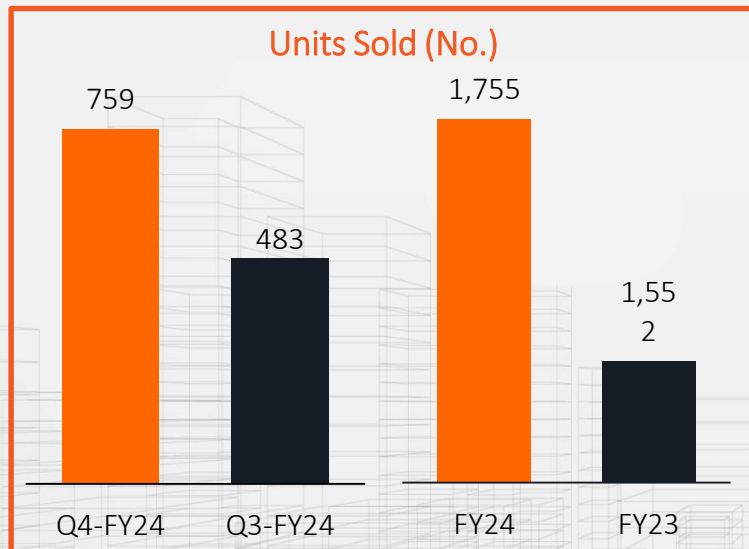
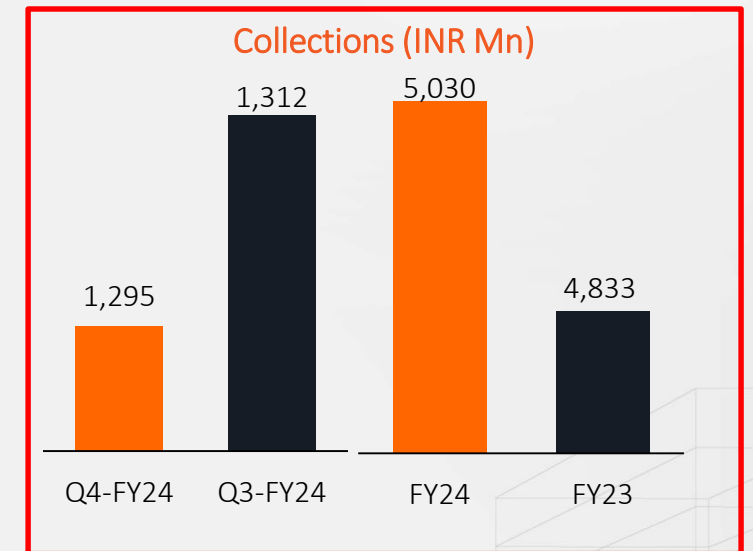
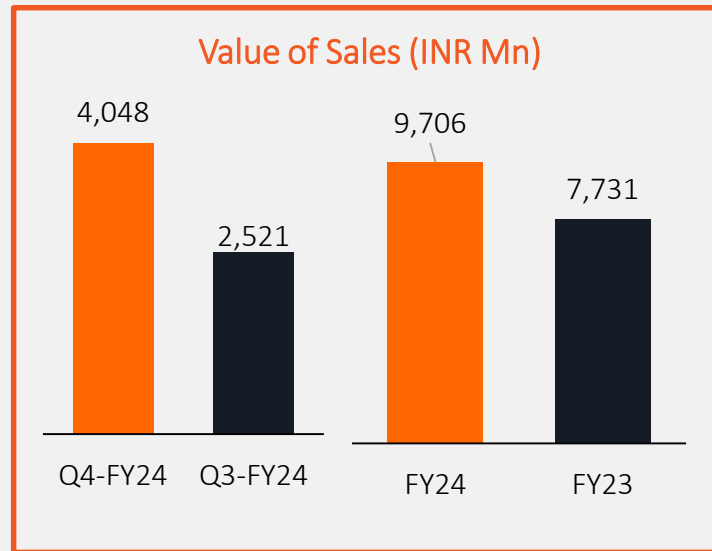
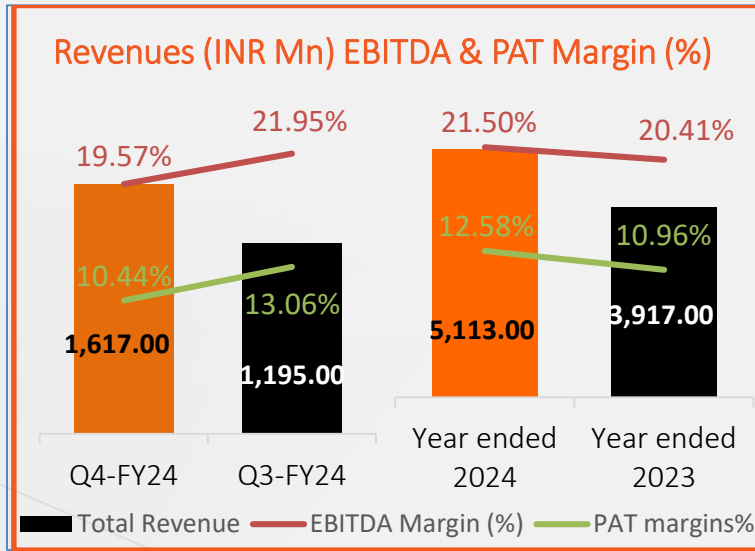
FY24 Financial Highlights:

INR 5,113 Mn Total Revenues	INR 1,144 Mn EBITDA	22.37% EBITDA Margin
INR 692 Mn PAT	13.54% PAT Margin	11.73 INR EPS

FY24 Operational Highlights:

- The collections of INR 5.03 billion was received.
- 15.49 lakhs square feet area was sold comprising of 1755 units amounting to INR 9.70 Bn in FY24.
- Business Development of INR 24.35 Bn added to the Development Potential for planned projects to ensure longevity & visibility of business for forthcoming years

Key Quarterly Performance Indicators



Quarterly Financial Performance

Particulars (INR Mn)	Q4-FY24	Q3-FY24	FY24	FY23	Y-o-Y
Total Revenues	1,617	1,195	5,113	3,894	31.30%
Total Operating Expenses	1,475	1,001	4,078	3,415	19.42%
EBITDA	3,62	263	1,144	795	43.88%
<i>EBITDA Margins (%)</i>	22.36%	21.94%	22.37%	20.41%	1.96 bps
Depreciation	5	6	22	20	11.98%
Interest	65	69	260	253	2.68%
Profit Before Tax	292	188	862	522	65.04%
Tax	73	32	170	96	77.65%
Profit After tax	219	156	692	427	62.21%
<i>PAT Margins (%)</i>	13.55%	13.02%	13.54%	10.96%	2.58 bps
Basic EPS (INR)	3.04	2.72	11.73	7.62	53.94%

New Launch Pipeline- Residential Projects for H1FY25

Project	Location	Category	Timeline	No. of Units	Area (Sq. ft.)	Est. Revenue potential (INR Mn)
World Villas	Chowk	Premium	Q1 - FY25	181	8,68,800	4,500
Adarsh	Taloja	Affordable	Q1 - FY25	427	3,04,070	1,550
Avanti	Shilphata	Mid-Income	Q2 - FY25	321	2,43,000	1,500
Anmol	Badlapur	Affordable	Q2 - FY25	178	1,29,084	500
Anaika 7	Taloja	Affordable	Q2 - FY25	294	1,94,401	972
Aloki	Karjat	Affordable	Q2 - FY25	198	1,52,769	520
Arshiya	Khopoli	Affordable	Q2 - FY25	139	1,11,160	350
Total				1,738	20,03,284	9,892

**Project includes new phase or new towers/wings in existing phase*
#Management Estimate for reference only and subject to periodic reviews

CORPORATE OVERVIEW

Competitive Advantages

Trusted Brand
And Established brand built based on customer focus, environment sustainability, and high quality.



Experienced and qualified Promoters and senior management team constructing & building the Company.



In-House & Integrated Capabilities
Retain the best talent and doubled employee strength over last 5 years.



Constructing Strategy
In-house design, engineering, project implementation optimizes quality & timeline.



Asset- Light Model
16% of ongoing projects area is based on an asset-light model.



Consistent Growth
5 years CAGR: Revenue- 16%, EBITDA-15%; PAT-30%
Net worth grew by 4x and area under development grew by 8x in last decade.



Diversified Offerings
Broad-based pricing to offer wide ranging choices to the prospective customers.



Strong Relationships
built with partners, communities, suppliers and, most importantly, customers.



Experience helps in Pre-empting the market pulse and timely completion of projects.



Low Cost Acquisition
Avg. acquisition cost on saleable area is one of the lowest in the industry;< INR 400/Sq. Ft.



Established track record of generating free cash flow and efficient deployment in value accretive project portfolio with efficient debt management.



Executive Directors

Ashok Chhajer Chairman & Managing Director

- Over 3 decades in the real estate business
- Prior experience ranging from textile, oil refinery to real estate sector
- At Arihant, he oversees corporate strategy, project design and land acquisition functions
- Works relentlessly towards, transparency, corporate governance and stakeholder management

Nimish Shah Whole-Time Director

- A civil engineer with over 19 years experience in construction and related activities
- Actively involved in all the nuances of engineering including Planning and Execution, project estimation, contracts and site organization of projects
- Earlier a government registered contractor in Maharashtra and was also associated with several entities in real estate sector

Parth Chhajer Whole-Time Director

- Worked briefly with the leading capital markets group CLSA in its India Equity Research Team before joining ASL in 2018
- Responsible for product development, marketing & sales strategy and actively involved in finance function
- He is a Bachelor of Science (Economics) from Pennsylvania State University, USA.

Independent Directors

Raj Narain Bharadwaj, Independent Director

- Former Chairman and Managing Director of Life Insurance Corporation of India
- Has vast experience in economics and BFSI
- Former Member of the Securities Appellate Tribunal, Government of India and Ministry of Finance

Mr. Pramod Deshpande Independent Director

- Worked for over 35 years from 1984 in Semi Govt., Corporation of Govt Maharashtra in MIDC.
- During the tenure serve in various department of MIDC like Architecture & Planning,
- SEZ, DMICDC & other departments and retired from MIDC as Associate Architect as Class I officer IN December 2016.

Mrs. Namrata Thakker Woman Independent Director

- Worked for over 25 Years with 40 different industries and Founder of Entrepreneur Excel
- She has been a Co-founder to companies like CapSavvy, Happy Soul & Cap70 Angels
- She focuses on mentorship and giving back to society & environment in every possible way

Mr. Dhiraj Jopat – Chief Financial Officer

- Qualified professional with over 27 years of experience.
- He is a Chartered accountant, cost and management accountant, company secretary and an advanced management graduate from IIM, Bangalore.
- He has special insight on IBC, valuation of financial assets and securities as being qualified from Insolvency & Bankruptcy Board of India, New Delhi

Mr. Bhavik Chhajer - Head Business Operations & HR

- He is a Bachelor of Science (Business) from Indiana State University, USA
- Has been responsible for construction activities along with efficient material procurement. Additionally he oversees Human Resource department.
- He joined ASL group in 2020 before which he has worked with organizations like HDFC Red and Jones Lang LaSalle in developing solutions in real estate sector

Mr. Vijay Desai - Chief Engineer

- He is a graduate in BE Civil and has procured MBA in operations
- Has 33 years of work experience in concept & initiation, planning, execution, monitoring and close out of multiple projects concurrently, Brown field, Renovation, SEZ, Hotels, Residential, Mall, Multiplexes, Hypermarkets, Industrial, and Power Projects.
- Has completed project aggregating to 20 Mn Sq.ft.

Mr. Kapil Sengar - VP Sales

- 18 Years of experience in sales across industries such as Real Estate, Finance & Insurance
- Prior to joining ASL, Kapil has worked with reputed brands like Reliance, Kotak Mahindra, HSBC and Adhiraj Constructions
- Kapil has an MBA from DAVV, Indore

Mrs. Teji Ghosh - VP Marketing Brand Management

- Responsible for long term client engagement and relationships with all media agencies
- Has worked with a leading media agency for more than 15 years and handled accounts in Real estate, PSU Banking, Clothing brand and Retail Brands, Child Development, Higher Education, Finance, etc.

Mr. Ashish Shastri – GM HR

- Professional in personnel management from Tata Institute of Social Science (TISS), Postgraduate in Philosophy and Masters in Marketing Management.
- Has over 32 years of experience with Bennett Coleman, Raymond & Mukand, last held position as Chief- Human Resources with Mukand Ltd
- He brings along rich and diversified experience in all facets of human resources functions



1994 **1999** **2000** **2004** **2007** **2011** **2014** **2016** **2017** **2021** **2022** **2023**

Launch of Real Estate Division
 Strategically Identified Navi Mumbai
 As the next area of growth 30 projects planned over 15 years
 Achieved a Significant milestone of completing 10 projects
 Complete construction and Delivery of 1mn Square feet of residential Projects
 Successfully Completed and delivers 25 projects
 Launched its landmark Project in Jodhpur Under PPP Scheme
 Successfully Completed and delivered 4 Mn Sq ft and crossed INR 1 bn in Revenues
 Won coveted Economic times awards for best corporate brand
 Successfully Launched flagship project "Arihant Aspire"
 Record Sales of 1,097 units Sold crossing 1 Mn Sft Saleable area
 Successfully Launched 1st Project in Kalyan "Arihant Aaradhya"
 Establishing a venture with the planning of Gymkhana, Hotel & Luxury Villas at "World Villas"

Awards and Recognition

2017-2020



Zee Business Award –
Developer of the
Year(Affordable Housing)



Affordable Housing Project
of the Year for Arihant
Arshiya by CREDAI MCHI



Award for Quality
construction in affordable
housing by The Economic
Times, ET Realty award



Dainik Bhaskar (94.3 MYFM)
– Award for Excellence in
Quality Construction




IGBC Pre-certified
Platinum Rating for
Aspire project



IGBC Pre-certified
Platinum Rating
for Aspire project

2021-2022



Business Excellence Award by
Adsync and Zee Business for
Affordable Housing Project of
the Year



Best Developer for Green
Buildings by CIA World



Industry's No. 1 –Promoter
Presented By Herald Global
Real Estate Development

2023



Excellence in Modern-
Edge Technology by
Bharat24



Environment

- Most of ASL's developments have sewage treatment plants, rainwater harvesting, solar power & heating as well as a green cover.
- Use of Aerated Autoclave blocks having lower embodied energy and much higher insulation value.
- Energy efficient lighting and use of low VOC paints & adhesives.
- The company's flagship project Arihant Aspire has been pre-certified in the 'Platinum' category by IGBC.



Social

- Besides executing projects responsibly, we have invested in education, environment sustainability, economic empowerment, rural development, health care and sanitation.
- Social development by supporting Rural development projects, rural infrastructure and livelihood enhancement projects
- Disaster management, including relief, rehabilitation and reconstruction activities
- Promoting education, including special education and employment enhancing vocation skills

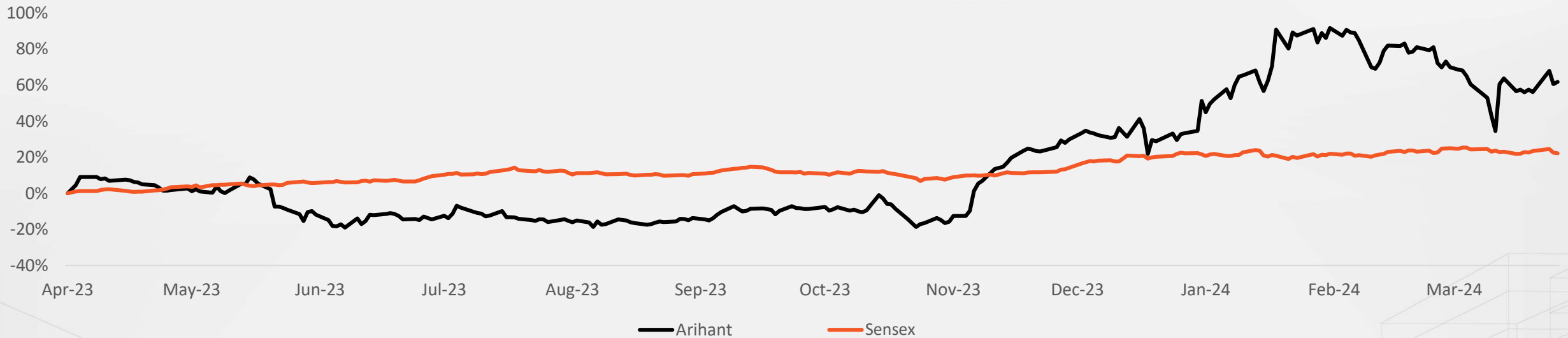


Governance

- The Board inculcates culture of accountability, transparency, and integrity
- The Company has adopted governance framework in accordance with the applicable SEBI Regulations

Capital Market Data (Bloom: ARSU:IN, BSE: 506194, NSE: ARIHANTSUP)

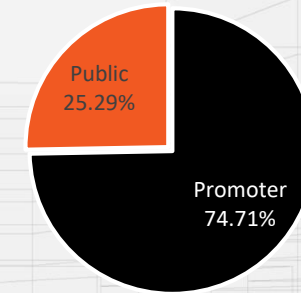
Stock Market Performance (As on 31st March, 2024)



Price Data (As on 31st March, 2024)

Face Value (INR)	10.0
Market Price (INR)	328.8
52 Week H/L (INR)	416.65/ 157.75
Market Cap (INR Mn)	13,533.40
Equity Shares Outstanding (Mn)	41.16
1 Year Avg. Trading Volume ('000)	169.98

Shareholding Pattern (As on 31st March, 2024)




■ Promoter ■ Public

BUSINESS OVERVIEW

Project Portfolio Development Strategy

“Mirroring the Population Matrix”

ASL’s business strategy is to mirror the population matrix and hence the supply of projects is in line with the socio-economic spread of the population



Over the years, ASL have developed capabilities across affordable, mid-income and luxury projects.

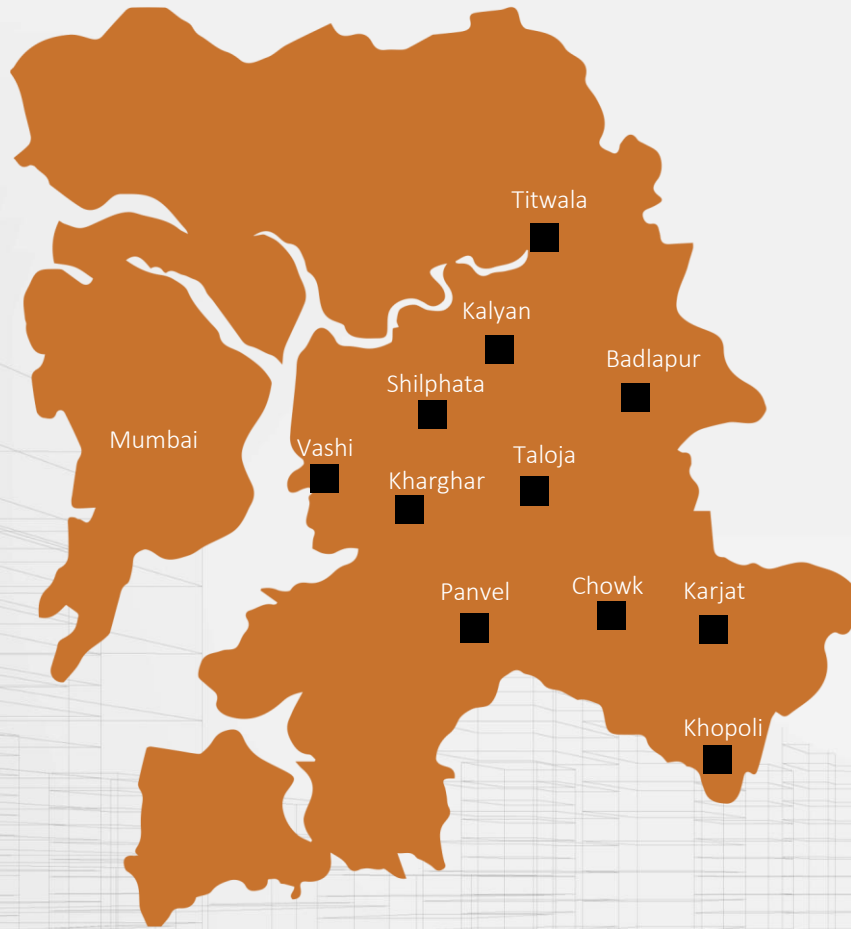
The company consciously undertakes projects in the ratio mirroring the demand cycle across income groups with a higher emphasis on the affordable and mid-segment.

Advantages:

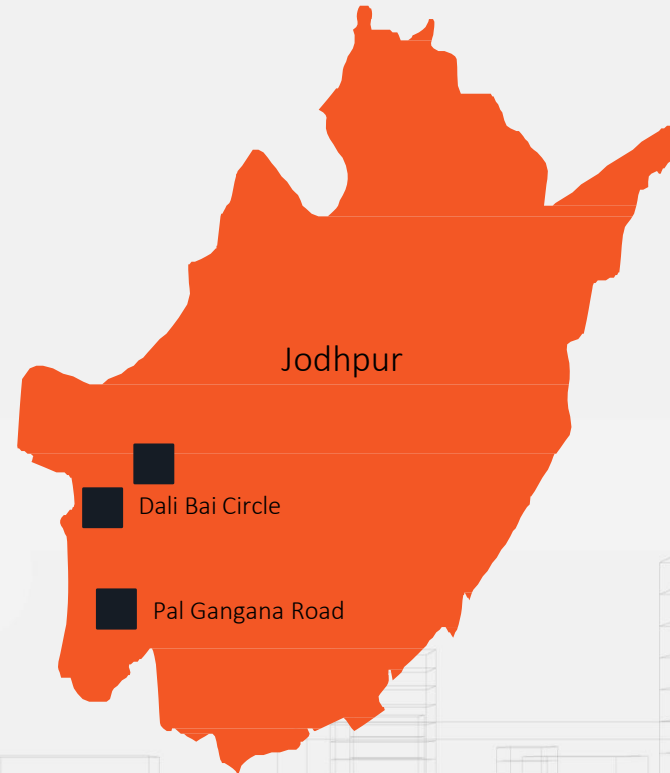
1. De-risking from demand stagnancy during downward real estate cycle
2. Able to quickly scale up during favourable macroeconomic scenario
3. Gaining market share in each category and micro-markets

Geographical Presence

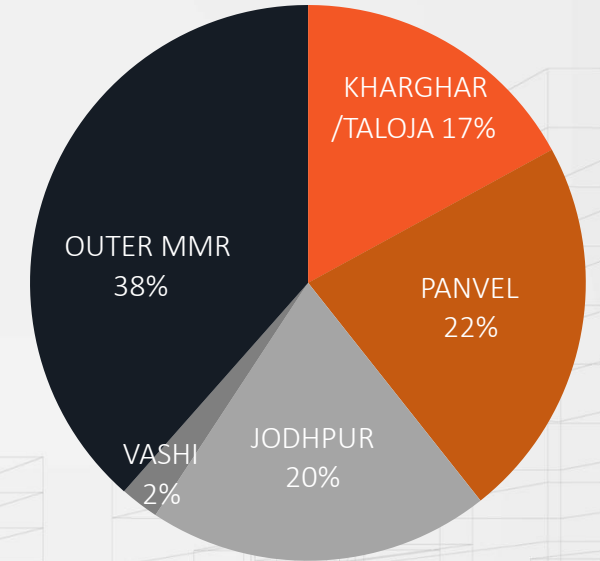
18 Projects (MMR) ~ 11 Micro-markets



3 Projects (Jodhpur)



FY24 Geographical Revenue Mix (%)



Ongoing Residential Projects

~4.25 Mn Sq.ft. Project Portfolio

MMR Projects	Location	Economic Interest of ASL (%)	Total units (No.)	Units Booked (No.)	Total Saleable Area (Sq.ft)	Area Booked (Sq.ft)	Sale value of booked area (INR Mn)	Amount Received (INR Mn)	Revenue Potential of Balance inventory (INR Mn)	Total Estimated Receivable (INR Mn)	Revenue Recognized (INR Mn)	Balance Potential Revenue (INR Mn)	Project Completion Status (%)
Aarohi	Shilphata	100%	51	51	72,111	72,111	368	346	0	22	320	48	88%
Aloki	Karjat	60%	248	183	1,61,149	98,031	418	310	273	381	211	480	63%
Aalishan	Kharghar	60%	810	547	9,98,172	6,66,486	5,252	3,940	2,752	4,064	3,261	4,743	55%
Aspire	Panvel	60%	1,570	1,308	15,51,541	12,79,010	8,282	5,443	1,908	4,747	5,079	5,111	84%
Anmol Ph 3	Badlapur	60%	119	83	84,938	62,255	224	186	84	122	177	131	89%
Advika	Vashi	60%	327	49	4,91,620	77,460	1,067	462	6,417	7,022	231	7,253	25%
5Anaika	Taloja	60%	433	323	3,62,672	2,58,172	1,187	983	481	685	726	942	65%
Amisha Ph 2	Taloja	60%	134	120	75,394	66,578	259	209	35	85	207	87	91%
Aayan	Titwala	100%	230	23	1,58,247	12,946	61	22	683	722	11	733	35%
Aaradhya	Kalyan	60%	440	257	3,02,524	1,78,397	870	569	608	909	503	975	71%
Total			4,362	2,944	42,58,368	27,71,446	17,988	12,470	13,241	18,759	10,726	20,503	

Note: Area potential is as per management estimates subject to plan approvals from regulatory authorities

Above figures are based on Management Estimates which are subject to change

Forthcoming Residential Projects

~10.06 Mn Sq.ft. Project Portfolio

MMR projects

Category	MMR Projects	Location	Total Units (No.)	Total Saleable Area (Sq.ft)	Economic Interest of ASL
Premium	World Villas (New)	Chowk	362	18,08,235	100%
Mid-Income	Aspire	Panvel	1,648	15,68,960	60%
	Avanti (New)	Shilphata	1470	14,00,000	100%
	Amisha	Taloja	274	2,20,514	60%
Affordable	Arshiya	Khopoli	1135	8,56,669	100%
	Aayan	Titwala	618	3,78,243	100%
	Adarsh (New)	Taloja	778	5,39,890	100%
	Aaradhya	Kalyan Annexe	770	6,06,978	100%
	Anmol	Badlapur	261	1,98,806	60%
	Aloki	Karjat	198	1,52,769	60%
	Anaika 7 (New)	Taloja	549	3,73,132	100%
Total			8,063	81,04,196	

Jodhpur Projects

Category	Jodhpur Projects	Location	Total units (No.)	Total Saleable Area (Sq.ft)	Economic Interest of ASL
Affordable	Anchal	Dal Bai Circle	1,848	17,38,800	100%
	Adita	Pal Gangana Road	72	1,30,730	100%
	Ashray	Dal Bai Circle	162	91,653	100%
Total			2,082	19,61,183	

Note: Area potential is as per management estimates subject to plan approvals from regulatory authorities. Above figures are based on Management Estimates which are subject to change

ARIHANT AMISHA



Revenue Potential	INR 300 Mn
Total Units	134
Total Saleable Area	0.75 lakh Sq.ft.
Completion Status	91.01%

ARIHANT ARSHIYA



Revenue Potential	INR 3,000 Mn
Total Units	1,135
Total Saleable Area	8.56 lakh Sq.ft.
Completion Status	11.67%

ARIHANT ASPIRE



Revenue Potential	INR 10,000 Mn
Total Units	1549
Total Saleable Area	15.48 lakh Sq.ft.
Completion Status	84.1%

ARIHANT ANMOL



Revenue Potential	INR 310 Mn
Total Units	119
Total Saleable Area	0.84 lakh Sq.ft.
Completion Status	87.86%

* Elevation image is an Artist's impressions for representational purposes only

Residential Projects

ARIHANT 5 ANAIKA



Revenue Potential	INR 1,600 Mn
Total Units	435
Total Saleable Area	3.62 lakh Sq.ft.
Completion Status	64.54%

ARIHANT ADVIKA



Revenue Potential	INR 7,500 Mn
Total Units	327
Total Saleable Area	4.91 lakh Sq.ft.
Completion Status	24.62%

ARIHANT AARADHYA



Revenue Potential	INR 1,400 Mn
Total Units	440
Total Saleable Area	3.02 lakh Sq.ft.
Completion Status	70.53%

ARIHANT CLAN AALISHAN



Revenue Potential	INR 8,600 Mn
Total Units	811
Total Saleable Area	10.0 lakh Sq.ft.
Completion Status	Phase 1 - 80.45% & Phase 2 - 34.54%

* Elevation image is an Artist's impressions for representational purposes only

Residential Projects

ARIHANT ALOKI



Revenue Potential	INR 600 Mn
Total Units	248
Total Saleable Area	1.61 lakh Sq.ft.
Completion Status	Phase 3 - 60.94% & Phase 4 – 65.11%

ARIHANT AAYAN



Revenue Potential	INR 1,500 Mn
Total Units	618
Total Saleable Area	3.78 lakh Sq.ft.
Completion Status	34.64%

ARIHANT ANCHAL



Revenue Potential	INR 1,180 Mn
Total Units	532
Total Saleable Area	4.78 lakh Sq.ft.
Completion Status	Completed

ARIHANT ADITA



Revenue Potential	INR 400 Mn
Total Units	72
Total Saleable Area	1.30 lakh Sq.ft.
Completion Status	Completed

* Elevation image is an Artist's impressions for representational purposes only

A background image featuring a person's hands holding a smartphone, a calculator, a magnifying glass over a document with a line graph, stacks of coins, a toy house, and a toy car, all symbolizing financial analysis and investment.

HISTORICAL FINANCIAL OVERVIEW

Historical Consolidated Income Statement

Particulars (INR Mn)	FY21	FY22	FY23	FY24
Total Revenues	2,723	3,325	3,917	5,113
Total Operating Expenses	2,221	2,613	3,395	4,078
EBITDA	502	713	798	1,144
<i>EBITDA Margins (%)</i>	<i>18.43%</i>	<i>21.43%</i>	<i>20.38%</i>	<i>22.37%</i>
Depreciation	20	17	20	22
Interest	281	210	256	260
Profit Before Tax	200	485	522	862
Tax	43	71	96	170
Profit After tax	157	414	426	692
<i>PAT Margins (%)</i>	<i>5.78%</i>	<i>12.44%</i>	<i>10.89%</i>	<i>13.54%</i>
Basic EPS (INR)	2.71	10.04	7.63	11.73

Historical Consolidated Balance Sheet

Particulars (INR Mn)	FY21	FY22	FY23	FY24
ASSETS				
Non-Current Assets				
Property, Plant & Equipment	89	91	103	94
Intangible Assets	1	1	1	1
Investment in Property	114	114	116	116
Financial Assets				
(i)Investments	0	0	0	1
(iii)Other financial Assets	314	340	399	439
Deferred tax Assets	2	2	1	1
Sub Total Non Current Assets	520	549	620	652
Current Assets				
Inventories	3,547	4,470	4,838	5,551
Financial Assets				
(i) Investment	0	0	0	0
(ii)Trade Receivables	260	598	852	1,039
(iii)Cash and Bank Balance	120	147	80	150
(iv)Loans	49	124	0	1
(v) Other Financial Asset	28	59	57	87
Land	1,989	2,195	2,932	3,967
Current Tax Assets	60	32	18	34
Other Current Assets	316	370	415	485
Sub Total Current Assets	6,369	7,995	9,192	11,314
TOTALASSETS	6,889	8,544	9,812	11,966

Particulars (INR Mn)	FY21	FY22	FY23	FY24
EQUITY AND LIABILITIES				
Share Capital	412	412	412	506
Other Equity	1,221	1,618	1,686	2,164
Non-controlling interest	0	246	358	564
Total Equity	1,633	2,030	2,456	3,234
Non Current Liabilities				
Financial Liabilities				
(i)Borrowings	2,500	1,752	3,142	4,161
Provisions	1	4	7	14
Sub Total Non Current Liabilities	2,501	1,756	3,149	4,175
Current Liabilities				
(i)Borrowings	455	1,241	177	613
(ii)Trade Payables	528	618	746	638
(iii)Other Financial Liabilities	36	93	51	87
Other current Liabilities	1,729	2,804	3,222	3175
Provisions	6	2	11	44
Sub Total Current Liabilities	2,754	4,758	4,207	4,556
TOTAL EQUITY AND LIABILITIES	6,889	8,544	9,812	11,966

Historical Cash Flow Statements Updated

Particulars (INR Mn)	FY21	FY22	FY23	FY24
Cash flow from operations	1,205	207	(118)	(1,207)
Cash flow from investing	(7)	(79)	(18)	(7)
Cash flow from financing	(1,193)	(1,727)	69	1,284
Closing Cash & cash equivalents	120	1,463	80	150

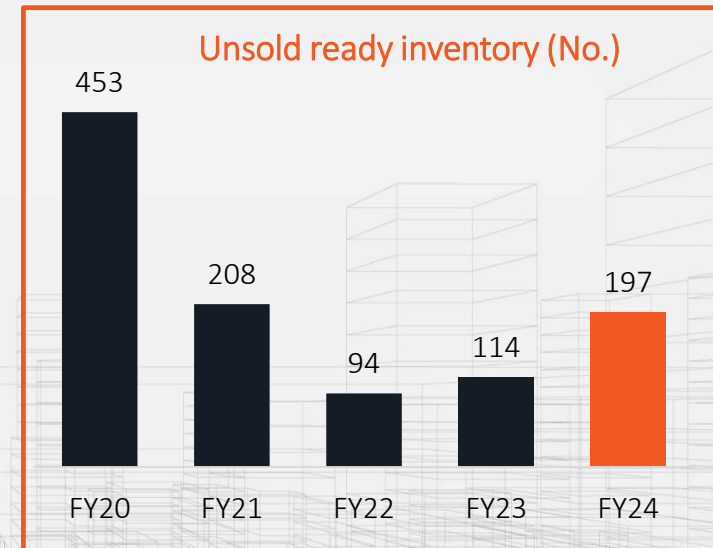
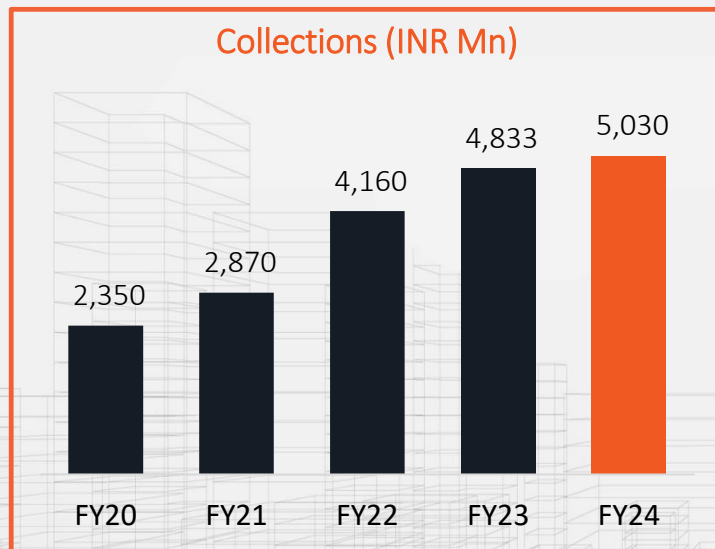
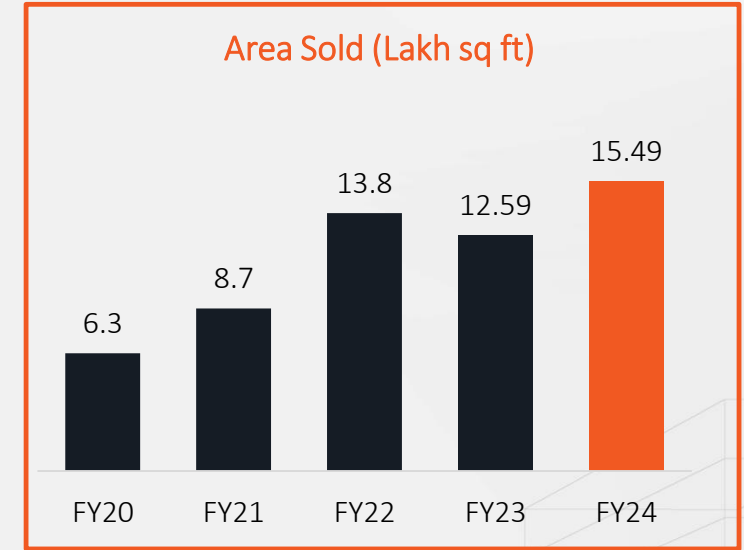
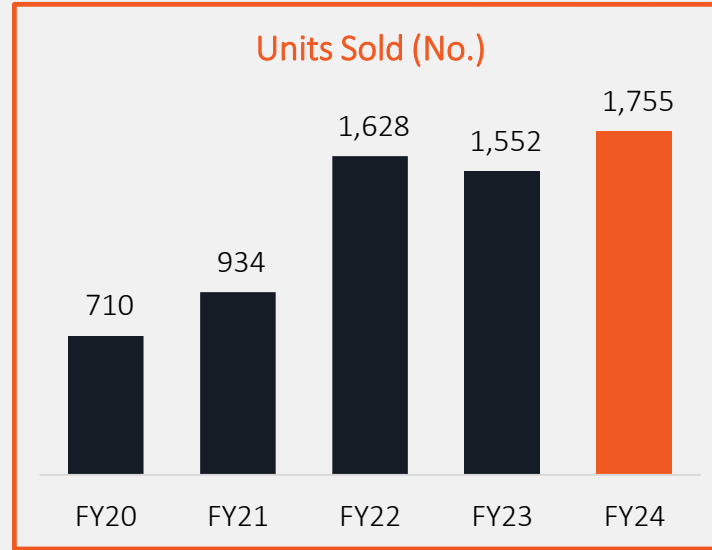
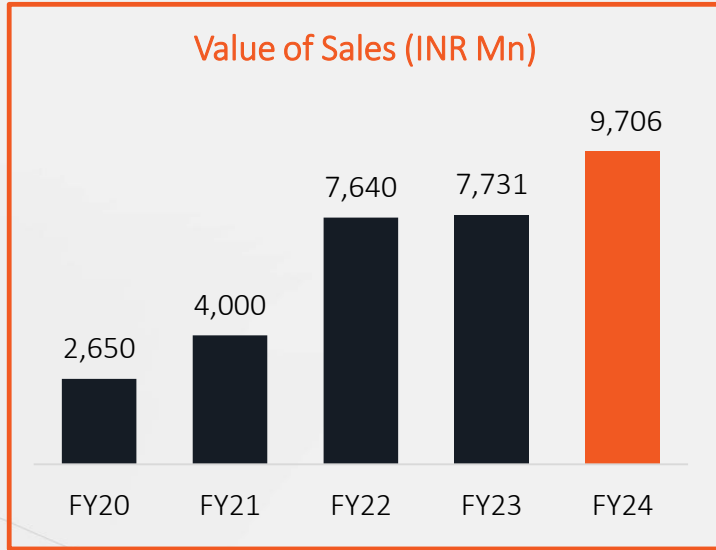
Debt Pattern

Particulars	As on 31 st March, 2024
	(INR Mn)
Gross Debt	4,774
Less: Cash and Cash equivalents	150
Less: Investments	0
Net Debt	4,624
Net worth	3,234
Unsecured Loans & Others	2,796
Adjusted Net Debt	1,828
Adj. Secured Net Debt / Equity	0.57

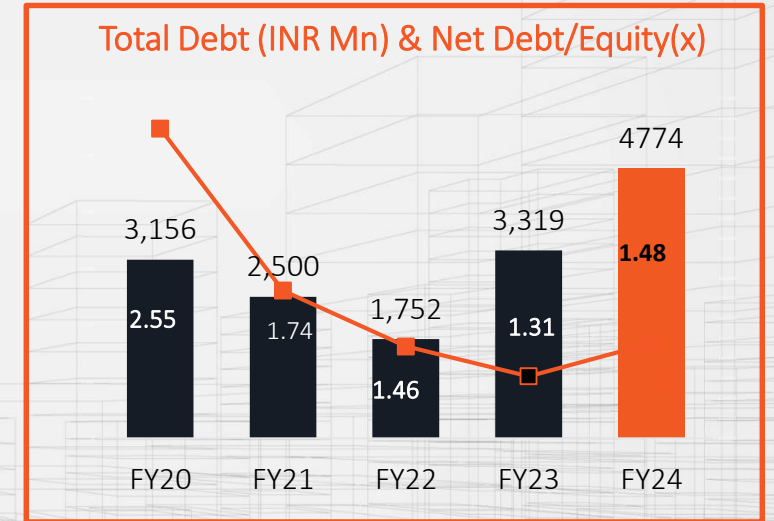
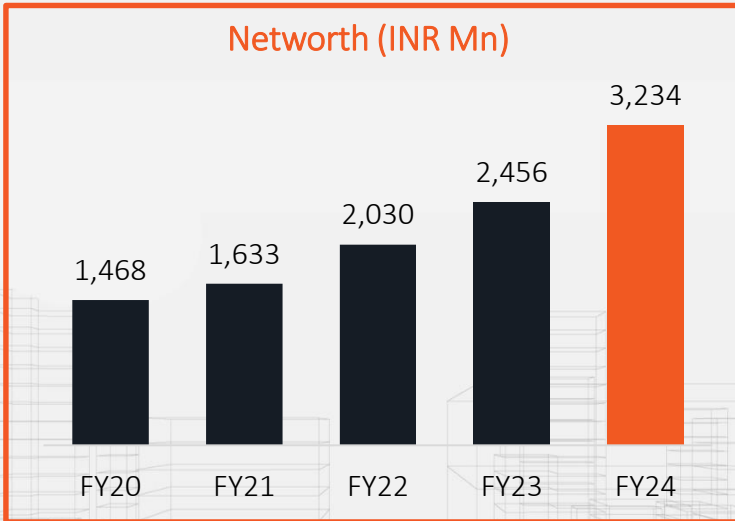
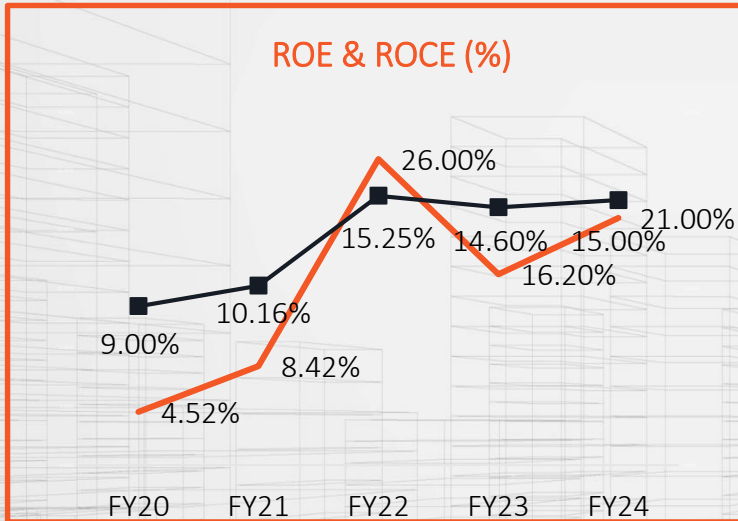
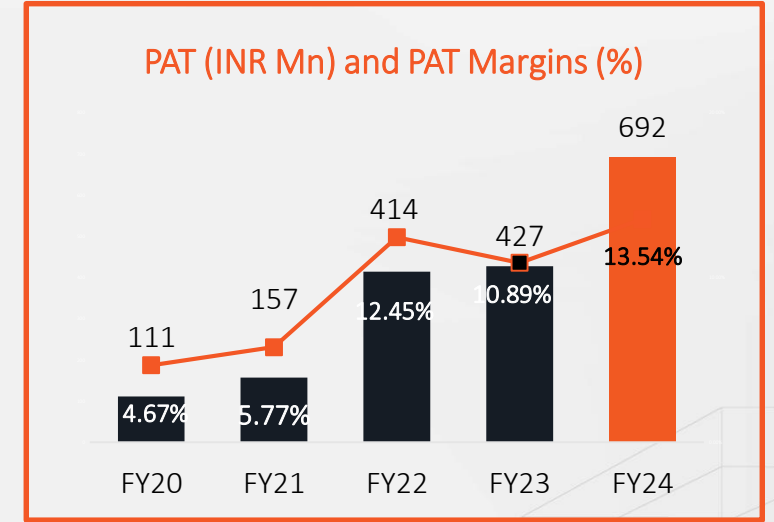
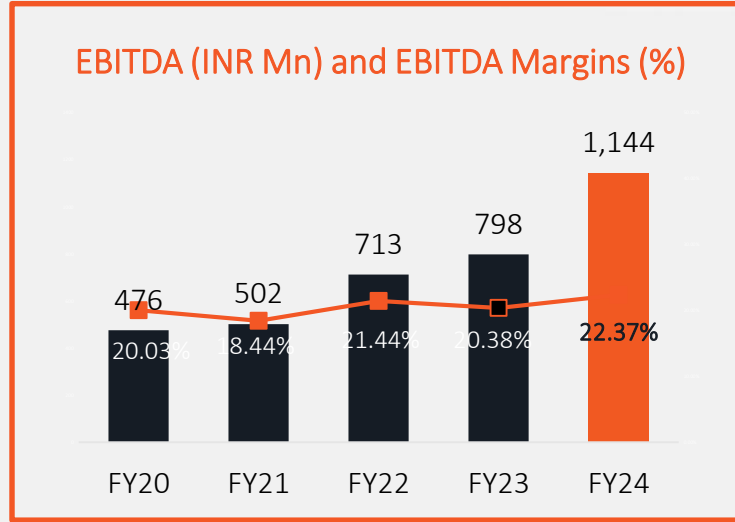
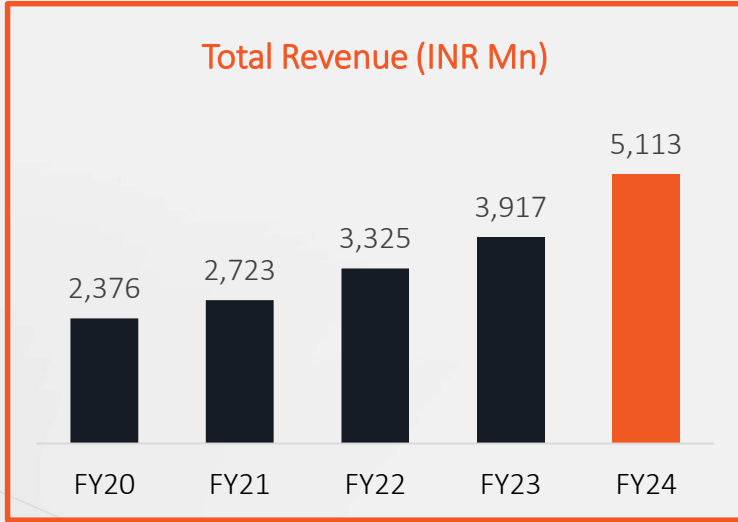
Note:

- The Net debt serviceable (Institutions/Bank) is 1,828 millions which is debt to equity ratio of 0.57 giving less outflow of cash received.
- The unsecured debt is payable when enable and accrued to the lenders by giving more liquidity to the company for growth.

Historical Performance Indicators



Historical Financial Performance



INDUSTRY OVERVIEW

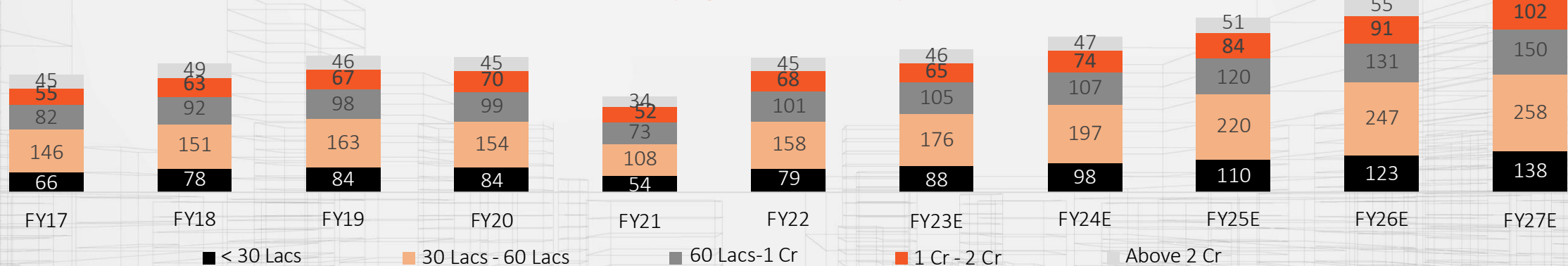
Real Estate Scenario- India

- The Indian real estate sector is expected to reach US\$1 trillion in market size by 2030 up from US\$200 in 2021.
- Indian real estate industry contributes ~7% to the Indian GDP and is expected contribute 13% to country GDP by 2025. It is one of the key barometers of the economic growth.
- According to industry experts, the Indian luxury housing sector is expected to grow by 12-16% CAGR in the next five years, with a significant section of the middle class and upper-middle-class driving demand
- The sale of luxury homes in India rose 130% in the H1 2023
- Residential demand in the country has surged to a 9 year high in terms of annual sales in 2022 inspite of several hurdles like the implementation of metro cess, the Reserve Bank of India raising policy rates, effectively raising the stamp duty by 1% and rise in housing prices, the market shows strength.
- Strong consumer sentiments supported by a rise in income levels, and need for house ownership are key drivers for residential sales.

Sales of Luxury Flats (in units)		
City	Total housing units	
	2022	2023
Delhi-NCR	600	1,900
Mumbai	800	1,150
Pune	140	150
Bengaluru	50	50
Kolkata	50	100
Hyderabad	50	430
Chennai	50	250

Source :CBRE

All India Residential Market Sales
(Segment distribution)



Residential Housing Scenario- MMR

- Mumbai is among the top 50 cities globally which will see the most significant increase in population, by 2030.
- Mumbai and its metropolitan region (MMR) recorded a robust growth of 282% in the new supply in 2022, with 1,65,634 units launched, surpassing the pre-RERA and pre-pandemic levels.
- MMR currently is the largest property market amongst the top cities of India, with maximum new launches were in the micro localities of Dombivli, Thane West, Panvel, Mira Road East and Virar, which took a combined share of 29% in overall new supply.
- The MMR market is expected to clock an absorption volume of 113 Mn Sq.ft. in FY2026-27, where 30-60 lakh segment will grow the fastest.
- Drivers of boost of sales are completion of key Infrastructure by 2026 like: Navi Mumbai Airport, MTHL, CST Panvel Fast Corridor, and Metro Corridors.
- Affordable markets like Khopoli, Panvel, Taloja, Badlapur will have a high growth rate, benefitting in a travel time improvement and neighborhood up-gradation due to the completion of the key infrastructure being developed.

Residential Sales by ticket size (%)

Category	Cost Segment (INR)	H2 CY20	H1 CY21	H2 CY21	H1 CY22	H2 CY22	H1 CY23
Affordable	< 5 Million	43%	42%	42%	40%	35%	32%
Mid Income	5 – 10 Million	36%	39%	35%	35%	37%	38%
High-Income	> 10 Million	21%	20%	23%	25%	28%	30%

Sales, launches and inventory

MMR	March 22	March 23
Launch (mn sq ft)	19.8	7.4
Sales (mn sq ft)	12.0	13.6
Inventory (mn sq ft)	274	256
Prices (Rs/sq ft)	10,800	12,496

Disclaimer

Arihant Superstructures Ltd.

No representation or warranty, express or implied, is made as to, and no reliance should be placed on, the fairness, accuracy, completeness or correctness of the information or opinions contained in this presentation. Such information and opinions are in all events not current after the date of this presentation. Certain statements made in this presentation may not be based on historical information or facts and may be "forward looking statements" based on the currently held beliefs and assumptions of the management of Arihant Superstructures Ltd., (the "Company" or "ASL") together with its Subsidiaries (collectively, the "Arihant Group") which are expressed in good faith and in their opinion reasonable, including those relating to the Company's general business plans and strategy, its future financial condition and growth prospects and future developments in its industry and its competitive and regulatory environment.

Forward-looking statements involve known and unknown risks, uncertainties and other factors, which may cause the actual results, financial condition, performance or achievements of the Company or industry results to differ materially from the results, financial condition, performance or achievements expressed or implied by such forward-looking statements, including future changes or developments in the Company's business, its competitive environment and political, economic, legal and social conditions. Further, past performance is not necessarily indicative of future results. Given these risks, uncertainties and other factors, viewers of this presentation are cautioned not to place undue reliance on these forward-looking statements, although we believe that the assumption on which our forward-looking statements are based are reasonable, any of those assumptions could prove to be inaccurate and, as a result, the forward-looking statement based on those assumptions could be materially incorrect. The Company disclaims any obligation to update these forward-looking statements to reflect future events or developments. The viewers of this presentation are cautioned not to place undue reliance on these forward-looking statements and management estimates.

This presentation is for general information purposes only, without regard to any specific objectives, financial situations or informational needs of any particular person. This presentation does not constitute an offer or invitation to purchase or subscribe for any securities in any jurisdiction, including the United States. No part of it should form the basis of or be relied upon in connection with any investment decision or any contract or commitment to purchase or subscribe for any securities. None of our securities may be offered or sold in the United States, without registration under the U.S. Securities Act of 1933, as amended, or pursuant to an exemption from registration there from. Moreover, both express or implied representation or warranty is made as to, and no reliance should be placed on, the accuracy, completeness, reasonableness or reliability of this information. None of the directors, promoters or employees of the Arihant Group or any of its affiliates, advisors or representatives accepts any responsibility or liability regarding the accuracy or validity of the information provided herein or any loss or damage suffered by anyone due to perusal of this document.

This presentation is confidential and may not be copied or disseminated, in whole or in part, and in any manner.

Valorem Advisors Disclaimer:

Valorem Advisors is an Independent Investor Relations Management Service company. This Presentation has been prepared by Valorem Advisors based on information and data which the Company considers reliable, but Valorem Advisors and the Company makes no representation or warranty, express or implied, whatsoever, and no reliance shall be placed on, the truth, accuracy, completeness, fairness and reasonableness of the contents of this Presentation. This Presentation may not be all inclusive and may not contain all of the information that you may consider material. Any liability in respect of the contents of, or any omission from, this Presentation is expressly excluded.

Valorem Advisors also hereby certifies that the directors or employees of Valorem Advisors do not own any stock in personal or company capacity of the Company under review.



Mr. Anuj Sonpal
Valorem Advisors
Tel: +91-22-4903 9500
Email: arihant@valoremadvisors.com

Thank You