

PAR/CS/NSE/2023-24/13

To,  
The Manager  
Listing department,  
**National Stock Exchange of India Limited**  
Exchange Plaza, C-1, Block-G,  
Bandra Kurla Complex, Bandra (E),  
Mumbai- 400 051  
Maharashtra

**Date: 26/06/2023****Symbol - PAR, ISIN: INE04LG01015**

Subject: Investors Presentation

Ref.: Regulation 30 read with Schedule III of SEBI (Listing Obligations And Disclosure Requirements) Regulations, 2015

Dear Sir/Madam,

With reference to above captioned subject and pursuant Regulation 30 read with Schedule III of SEBI (Listing Obligations And Disclosure Requirements) Regulations, 2015, we hereby attached our latest Investors Presentation.

You are requested to kindly take note on your record.


Yours Faithfully

**For PAR DRUGS AND CHEMICALS LIMITED**

---

**(Mr. Falgun V. Savani)****Managing Director****DIN: 00198236**

Encl: As above





Investor Presentation | June 2023

# Executive Summary

## Overview



- Incorporated in 1999, Par Drugs and Chemicals Limited hereinafter referred to as “Company” or “PDCL” is engaged in the development and manufacture of Active Pharma Ingredients (“APIs”) and Fine Chemicals for the domestic market as well as for exports to international markets.
- The company currently produces the entire range of *Antacid Molecules* and the product portfolio presently comprises 15 APIs and 10 Fine Chemicals.
- The company operates a manufacturing facility at Bhavnagar in Gujarat.
- The company supplies products to approximately 16 countries, including both direct and indirect exports.
- As of March 31, 2023 PDCL caters to more than 261 customers through dealers/agents worldwide.
- The market capitalization of the company as of 31<sup>th</sup> March, 2023 is INR 1,722.6 Mn.

## Business Mix FY23

- **API (60%):** The APIs manufactured are purchased by pharmaceutical companies that convert the APIs into various forms of formulations such as tablets and liquid form for final sale, used as an API in Antacid Formulation.
- **Fine Chemicals (39%):** The company offers Fine Chemicals used as an Antacid Raw material in specific antacid formulations, ceramics, suspending agent, thickening agent, Pesticides & detergents, special low moisture grade, free flow salt & anticaking agent for agriculture and paints space etc.

## Financials FY23

Income – INR 957 MN
EBITDA – INR 182 MN
EBITDA – 19.02%
PAT – INR 113 MN
PAT – 11.81%



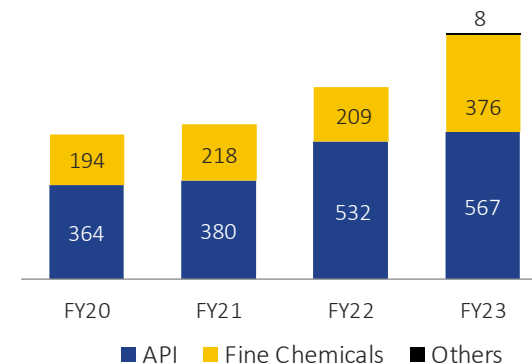
Company  
Overview

# Company Overview

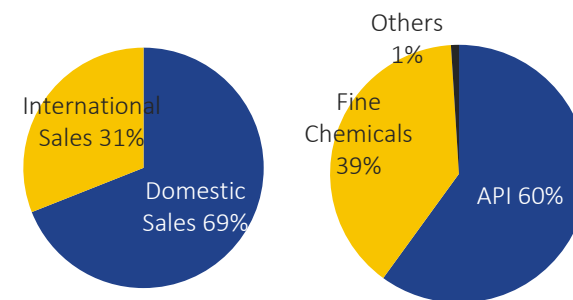


- Promoted by Mr. Falgun Savani and Mr. Jignesh Savani, Par Drugs and Chemicals Limited (PDCL) was founded in 1982 and is engaged in the development and manufacturing of APIs.
- The Company today manufactures 25 different products and all the requisite grades as available in the market. The product portfolio presently comprises of 15 APIs and 10 Fine Chemicals which are marketed domestically and exported.
- Currently, the company owns and operates a manufacturing facility at Bhavnagar in Gujarat with an annual capacity of 9,700 MT.
- The company is the largest manufacturer of Magnesium Hydroxide, Sucralfate and Magnesium Trisilicate in India.
- Company's key customers include Essential Drugs Company Ltd., Pfizer Ltd., United Phosphorus Ltd., Cipla Ltd., etc.
- PDCL exports its products to approximately 16 countries, including Germany, the United Kingdom, Bangladesh, Iran, and U.A.E etc.
- APIs, also known as "bulk drugs" or "bulk actives" are the principal ingredient used in making finished dosages in the form of capsules, tablets, liquid, or other forms of dosage, with the addition of other APIs or inactive ingredients.

## Operational Revenues (INR Mn)



## Business Mix (FY23)



# Board of Directors

## Falgun Vallabhbhai Savani Managing Director

- Holds Bachelor's degree in Pharmacy from B. K. Modi Government Pharmacy College, Rajkot affiliated with Saurashtra University.
- Has 21 years of experience in the API Industry and is playing a vital role in formulating business strategies and effective implementation of the same.
- Responsible for expansion and overall management of the business of our Company and his leadership abilities have been instrumental in leading the core team.

## Jignesh Vallabhbhai Savani Executive Director & CEO

- Has completed Matriculation education from Gujarat Secondary Education Board.
- Has 21 years of experience in the API Industry and has been actively involved in the day-to-day operations of the Company and looks after the sales, administration and finance department.

## Ghanshayambhai Bhagvanbhai Savani Whole-Time Director

- Has 31 years of experience in the API Industry and his expertise and business acumen helped in sustainable growth.
- Actively engaged in the production activity of the Company.

## Pravin Manjibhai Bhayani Independent Director

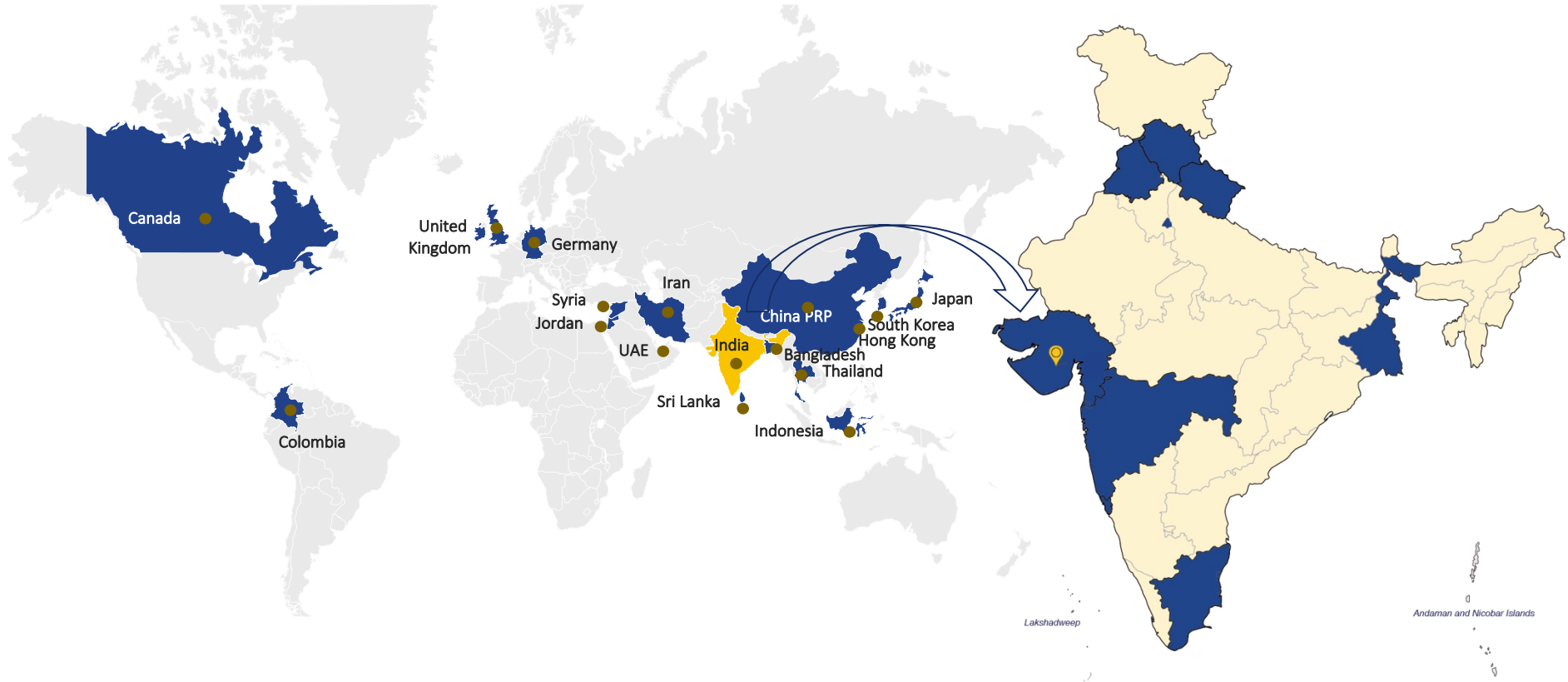
## Kajal Chintanbhai Vaghani Independent Director

## Krishna Mitulbhai Shah Independent Director

## Nayna Jignesh Savani Non - Executive Director

## Bintal Bhaveshkumar Shah Independent Director

# 6 Geographical Presence



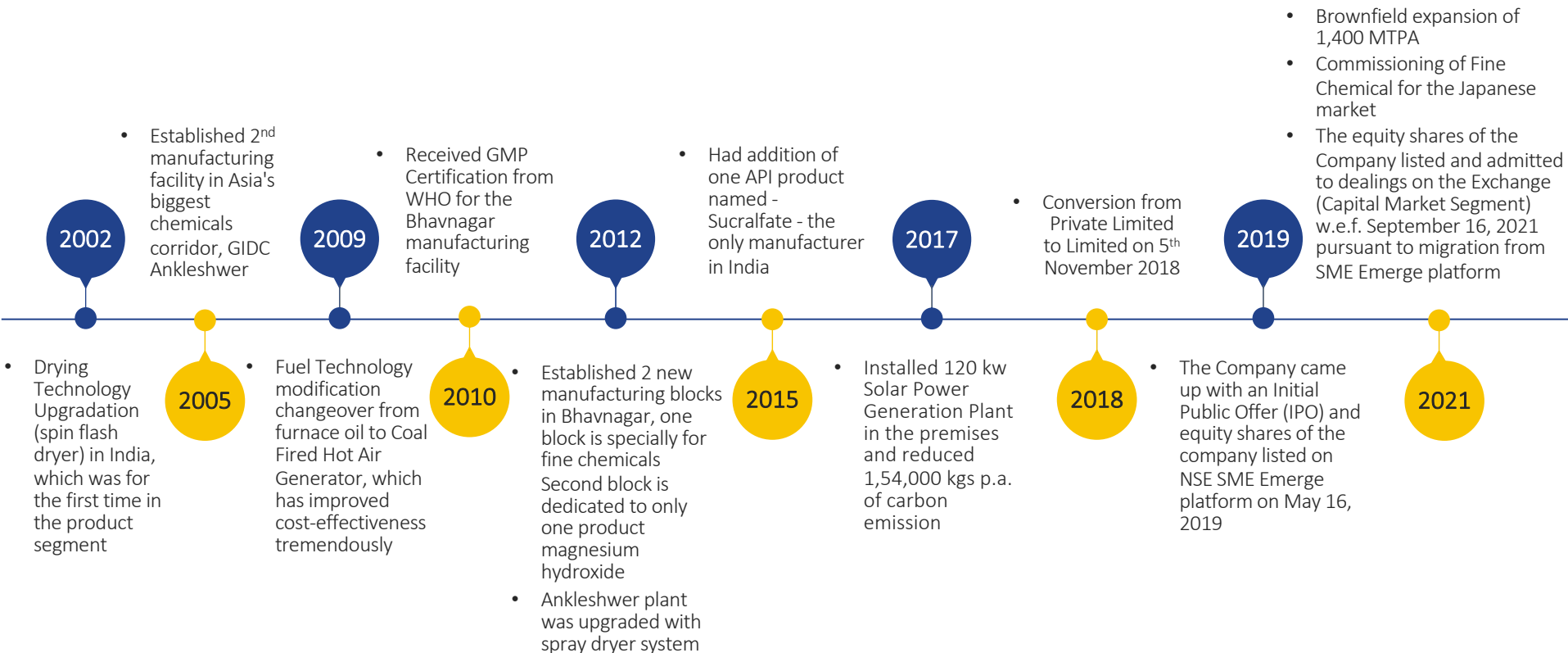
**13+**  
Agents Globally

**40+**  
Dealers in India

**Manufacturing Facility**  
Bhavnagar, Gujarat having a capacity of 9,700 MTPA.

# 7 Key Milestones

Mr. V. J. Savani established in the year 1982 in the name of Par Inorganics, later Par Drugs and Chemicals was incorporated in the year 1999.





- Company's focus is on developing non-infringing processes and achieving process improvements and production cost efficiencies.
- The main focus will be to expand the ability to penetrate different applications of current molecules with modified physical and chemical structures.
- In FY22 the company has initiated focus towards R&D on chronic therapies like antidepressants, anti-diabetic and anti-bacterial.
- The laboratory at Chitra, Bhavnagar, is equipped with modern equipments including electronic balances, KF apparatus, ovens, stability chambers, computers, HPLC with IR Detector, Particle Size Analyser, Surface Area Analyser. We also have a dedicated Microbiological Laboratory to perform microbiological tests.



The primary responsibilities of the R&D team include:-

- New products development
- Development of customized products catering to the specific requirement of customers
- Scale up and Optimization of new technologies
- To render assistance to production and quality assurance for quality improvement, troubleshooting in existing process and products
- Value engineering and development of cost-effective process

# 9 Manufacturing Facility



## Manufacturing Facility - Chitra, Bhavnagar, Gujarat

There are four Manufacturing Blocks are for different products having a capacity of 9,700 MTPA.

Block 1 – APIs

Block 2 - Magnesium Hydroxide

Block 3 - Fine Chemicals

Block 4 – APIs/ Fine Chemicals



# Manufacturing Process



Procurement of Raw Material

Procurement of magnesium chloride, caustic soda lye, soda ash, Aluminium chloride etc. All incoming raw materials are tested as per specifications.



Reaction

Chemical reaction takes place in a controlled environment between the raw materials. The quantity of raw material and addition of the same depends on the final product to be manufactured.



Filtration

After the reaction, the slurry has to be washed to remove impurities. Washing process is carried out until the product complies with prescribed limit as per specification. It is a controlled process and sulphates and chlorides are washed off with treated water.



Drying

Excess water from the product is evaporated at a controlled temperature and getting the final product in powder form.



Quality Control and Sampling

The sampling is done for the final product as per the system and norms already defined and then these samples are sent to the QC for testing as per the pharmacopoeia.



Packaging

The material is sent to the packaging department where it is packed in LDPE and HDPE containers and supplied to various parties.



Business  
Overview



**Diversified Portfolio:** The company manufactures the entire range of products in the Antacid segment. The product portfolio presently comprises 15 APIs and 10 Fine Chemicals which are marketed domestically and exported.



**Global Presence:** The Company is operating both in domestic and export markets. The export products are to approximately 16 countries, including Germany, United Kingdom, Bangladesh, Iran, and U.A.E, Indonesia, Japan, South Korea, etc.



**Experienced Promoters:** Led by qualified and experienced Promoters and key managerial personnel, who we believe have extensive knowledge and understanding of the APIs business environment and have the expertise and vision to organically scale up the business.



**Robust Chemistry Capabilities:** A research driven Company with R&D efforts focused on developing processes and achieving process improvements and production cost efficiencies.



**Diversified Customer base:** Catering to more than 250 customers through dealers/agents worldwide.



**Established Sales and distribution network:** Comprising of more than 40 dealers and distribution network is spread globally comprising of 13 agents.



**Cash Rich Company:** The company is a net debt free and generates free cash flow. They plans it expansions through internal accruals.



The company is one of the largest manufacturer in Magnesium Hydroxide, Sucralfate and Magnesium Trisilicate in India.

### API (60%)

Magnesium Hydroxide

Sucralfate

Dried Aluminium Hydroxide Gel

Magaldrate

Magnesium Trisilicate

Aluminium Magnesium Silicate

Magnesium Aluminosilicate-USP

Magnesium Oxide Heavy

Hydrotalcite

Magnesium Oxide USP

Almagate BP

Light Magnesium Carbonate

Light Magnesium Carbonate

Colloidal Silicon Dioxide

Magnesium Aluminometasilicate

Magnesium Oxide Light

Magnesium Aluminium Hydrate

Synthetic Aluminium Silicate

### Fine Chemicals (39%)

Precipitated Silica

Sodium Aluminium Silicate

Amorphous Aluminium Hydroxide

PARSIL-HT

PAR ADD OP

MagSil OF

FlowSil

Aluminium Hydroxide Magnesium  
Carbonate Co-Dried Gel

Magnesium Aluminium Silicate-  
Hydrated (Pharma)

Magnesium Aluminium Silicate-  
Hydrated (Agro)



API

## API

- PDCL currently produces the entire range of Antacid Molecules available in the market.
- Antacids are medication that neutralizes stomach acid to cut down on heartburn, sour stomach, acid indigestion, and stomach upset, symptoms of Gastroesophageal Reflux Disease (GERD also called acid reflux), heartburn or indigestion (also called dyspepsia).
- They contain ingredients such as aluminium, calcium, magnesium, or sodium bicarbonate which act as bases (alkalis) to counteract stomach acid and make its pH more neutral.
- Some such products are formulated to minimize such effects through the inclusion of equal concentrations of magnesium hydroxide or magnesium carbonate, which have counterbalancing laxative effects.

Business Verticals

Fine Chemicals



## FINE CHEMICALS

- The company manufactures Fine chemicals that are inorganic molecules produced in kilogram to multi-ton quantities by conventional or chemical processes.
- Applications that involve the use of fine chemicals include catalysts, adhesives, food, and specialty polymers for advanced composites etc. Similarly, fine chemicals are also employed in the agrochemical industry for manufacturing pesticides, fungicides, and herbicides through rigorously controlled contamination prevention protocols.

## Magnesium Hydroxide

- Widely used as an Antacid in many Formulations helping reduce stomach acid
- Also used as intermediate for obtaining magnesium metal, residual fuel additive, sulfite pulp, uranium processing, dentifrices, in food as alkali, drying agent, colour retention agent, frozen desserts

## Sucralfate

- It is a medication primarily taken to treat active duodenal ulcers
- Sucralfate is also used for the treatment of gastroesophageal reflux disease and stress ulcers

## Dried Aluminium Hydroxide Gel

- Mainly used as an active medicament in an Antacid Formulations
- Used in manufacturing of lake colours, Inks, catalysts carrier etc

## Magaldrate

- It is a common antacid drug that is used for the treatment of duodenal and gastric ulcers, esophagitis from gastroesophageal reflux

## Magnesium Trisilicate

- Used as Antacid in Antacid Formulations.
- Useful Antioxidant, decolorizing agent
- Industrial odour absorbent

## Synthetic Aluminium Silicate-KP

Used in cattle feed product formulation

## Magnesium Aluminosilicate-USP

- Used as an Antacid Raw material in a specific antacid Formulation

## Magnesium Aluminometasilicate-KP/USP

- Used as an Antacid Raw material in a specific antacid Formulation

## Aluminium Magnesium Silicate

- Used as an Antacid Raw material in a specific antacid formulation
- Ceramics suspending agent, thickening agent etc

## Magnesium Oxide USP

- Its uses include relief of heartburn and sore stomach, as an antacid, magnesium supplement and as a short-term laxative

## Light Magnesium Carbonate

Light Magnesium Carbonate is an inorganic compound used as a common antacid

- Used to produce magnesium metal and basic refractory bricks
- Used in flooring, fire proofing
- Fire extinguishing compositions
- Cosmetics, dusting powder and toothpaste

## Colloidal Silicon Dioxide

- Has many uses in tablet-making: some include as an anti-caking agent, adsorbent, disintegrate or glidant to allow powder to flow freely when tablets are processed

## Magnesium Aluminium Hydrate

- Used as an Antacid Raw material in a specific antacid Formulation

## Magnesium Oxide Light

Magnesium Oxide is a common antacid drug that is used for Pharmaceutical aid

- Filling and reinforcing agent for light-coloured plastic and rubber products
- Polishing agent, binding agent
- Accelerator and activator for fluorine and chloroprene rubber
- For making ceramic, enamel, advanced refractory materials. Used for making magnesium chloride cement. Widely used in glass, dyes, phenolic plastic and other fields

## Aluminium Hydroxide Magnesium Carbonate Co-Dried Gel

- Used as Pharma Excipient in specific antacid formulations.



Fine chemicals are chemical substances prepared to a very high degree of purity. They can be used in different industries. These chemicals are used for special applications by manufacturing firms that make the following products: Pharmaceuticals, paints, petrochemicals, adhesives and agricultural products.

## Precipitated Silica

It is a form of silica (silicon dioxide, SiO<sub>2</sub>); it is a white, powdery material. Precipitated silica is produced by precipitation from a solution containing silicate salts.

- Pesticides & Detergents
- Special Low Moisture Grade
- Free Flow Salt & Anticaking Agent
- For Cosmetics
- Pharmaceuticals

## Allusil (Sodium All. Silicate) - Sodium Aluminium Silicate

It is a composition of Silicate & Aluminium Salt.

- Paper
- Paint
- Coating application

## Amorphous Aluminium Hydroxide

- Amorphous Aluminium Hydroxide Dried Gel is used in the manufacturing of construction chemicals mainly used to manufacture "Short Crete".

## PARSIL - HT

- Used in Specialized Agro Formulation.

## PAR ADD OP

- Used as Filler in PVC Pipes Manufacturing.

## Magnesium Aluminium Silicate (Agro)

- Used as Plant Growth Supplement

## Magnesium Aluminium Silicate (Pharma)

- Used as an Antacid Raw material in a specific antacid Formulation.
- Ceramics, suspending agent, thickening agent etc.

## Aluminium Hydroxide Magnesium Carbonate Co-Dried Gel

- Used as Pharma Excipient in specific antacid formulations.

## MagSil OF

- Used in Regeneration of Used Cooking Oil

## FlowSil

- Used as Packing Material in Chromatographic Columns

## ***Expand the product portfolio:***

Seek to leverage the R&D capabilities to expand PDCL's Product Portfolio and thus penetrate the different segments of application and value added products. This will ultimately increase the profitability by value addition.

## ***Exploring new geographical area:***

Intend to continue to grow sales by exploring new geographical area and developing new products portfolio. Currently targeting to enter Japan, South Korea and China.

## ***Direct Exports:***

With the aim to enhance the growth of the company, the company wishes to serve its customers directly and improve relations.

## ***Continuous Research and Development using Innovation:***

A new fully owned R&D Centre will be set-up to add new APIs molecules in other therapeutic segments as well like anti-depressants, anti-diabetics and anti-fungal.

## ***Expansion:***

With the growth in product portfolio, the company plans to do a greenfield expansion in the next two to three years.

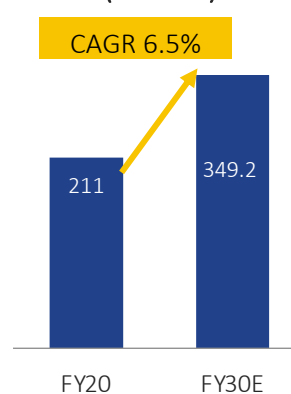


# Industrial Overview

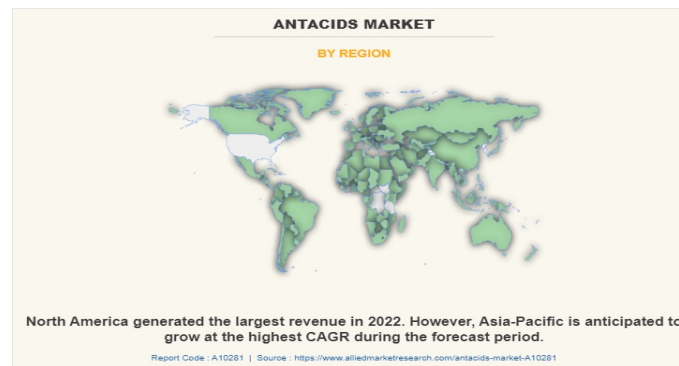
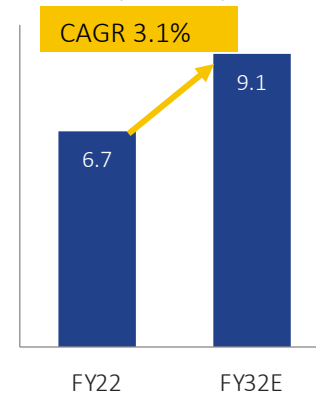
- The global active pharmaceutical ingredients market was valued by USD 211 Bn in 2022. It is estimated to witness a 6.5% CAGR from 2022 to 2030. The global active pharmaceutical ingredients (API) market is expected to reach USD 349.2 billion by 2030.
- The global antacids market size was valued at USD 6.7 Bn in 2022 and is projected to expand at a CAGR of 3.1% over the forecast period to reach USD 9.1 bn by 2032.
- India is also one of the major exporters of bulk drugs, supplying high-quality bulk drugs to both regulated and semi-regulated markets.
- The Indian active pharmaceutical ingredients (APIs) market stood at USD 11.807 Bn FY2021 and is expected to grow at a compound annual growth rate of 12.24 % during the forecasted period 2021 to 2027.
- The growing incidence of chronic diseases is anticipated to drive up the need for pharmaceutical treatments, which will propel the market's expansion for active pharmaceutical components. In addition, an increase in research and development activities by both public and private organizations will create new chances for the market's growth rate.
- The API market is undergoing immense changes due to supply chain disruption by COVID-19. Countries such as India are being preferred over China for the export of API owing to geopolitical situations and the demand to reduce dependence on China for API products.
- The propelling factors for the growth of the antacids market include the growing geriatric population suffering from GERD, poor lifestyle choices leading to higher incidences of acidity, and side effects of drugs like non-steroidal, anti-inflammatory drugs.

(Sources: Brainy Insights, Grand View Research, IBEF, European Pharmaceutical Review)

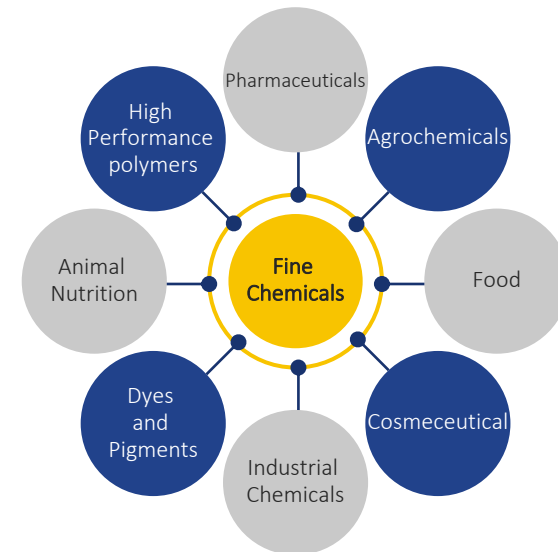
Global API Market Size  
(USD Bn)



Global Antacid Market Size  
(USD Bn)



- The global Fine Chemicals market size is projected to reach USD 2,78,510 Mn by 2027, from USD 1,72,510 Mn in 2020, at a CAGR of 7.1% during 2021-2027.
- The global Fine Chemicals market is anticipated to rise at a considerable rate during the forecast period, between 2022 and 2026. In 2022, the market was growing at a mild rate and with the rising adoption of strategies by key players, the market is predicted to rise over the projected horizon.
- The rising ageing population along with rising health consciousness among consumers is expected to propel demand growth over the forecast period.
- The global market is characterized by major industry participants focusing on R&D activities. In order, to capture the emerging opportunities in regions, such as Asia Pacific and Central & South America, companies are setting up manufacturing facilities to increase their regional footprint.
- On the basis of end-users, the fine chemicals market is segmented into pharmaceuticals, agro chemicals, polymer additives, food and feed, electronics, dyes and pigments, perfumes and fragrances, and others. Fine chemicals are used in many industries like agrochemicals and perfumes & fragrances are also the major end-user segments, which are occupying prominent share among all other applications after pharmaceuticals.
- To elaborate, Agrochemical companies are the second largest users of fine chemicals. As a consequence of an intensive M&A activity over the past two decades, the industry now is more consolidated than the pharmaceutical industry.



*(Source: Globe Newswire Reuters, Grand View Research, Market Watch)*

# Financial Overview



# Historical Income Statement

Income Statement (INR Mn)	FY20	FY21	FY22	FY23
<b>Income from Operations</b>	<b>558</b>	<b>608</b>	<b>751</b>	<b>957</b>
Total Expenses	464	447	588	775
<b>EBITDA</b>	<b>94</b>	<b>161</b>	<b>163</b>	<b>182</b>
<i>EBITDA Margins (%)</i>	<i>16.85%</i>	<i>26.48%</i>	<i>21.70%</i>	<i>19.02%</i>
Finance Cost	8	7	5	1
Depreciation	27	28	33	32
Other Income	1	2	2	2
<b>Profit before Extra Ordinary Items</b>	<b>60</b>	<b>128</b>	<b>127</b>	<b>151</b>
Extraordinary items	-	19	-	-
<b>Profit Before Tax</b>	<b>60</b>	<b>147</b>	<b>127</b>	<b>151</b>
Tax	12	31	35	38
<b>Profit after tax</b>	<b>48</b>	<b>116</b>	<b>92</b>	<b>113</b>
<i>PAT Margins (%)</i>	<i>8.60%</i>	<i>19.08%</i>	<i>12.25%</i>	<i>11.81%</i>
Diluted EPS (INR)	7.75	18.87	7.49	9.21

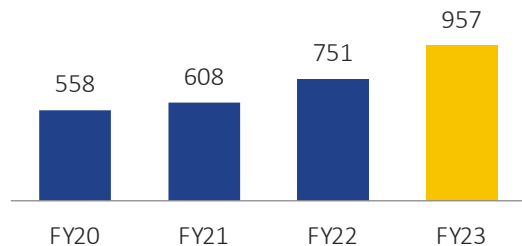
# Balance Sheet

EQUITIES & LIABILITIES (INR Mn)	FY21	FY22	FY23
<b>Shareholder Funds</b>	<b>522</b>	<b>599</b>	<b>712</b>
(A) Equity Share Capital	61	123	123
(B) Reserves & Surplus	461	476	589
<b>Non-current Liabilities</b>	<b>82</b>	<b>39</b>	<b>36</b>
(A) Long Term borrowings	44	-	-
(B) Deferred Tax Liabilities (net)	34	35	35
(C) Long term Provisions	4	4	1
<b>Current Liabilities</b>	<b>160</b>	<b>149</b>	<b>141</b>
(A) Short term borrowings	32	-	-
(B) Trade Payables	67	107	81
(C) Other Current Liabilities	25	8	20
(D) Short term Provisions	36	34	40
<b>GRAND TOTAL - EQUITIES &amp; LIABILITES</b>	<b>764</b>	<b>787</b>	<b>889</b>

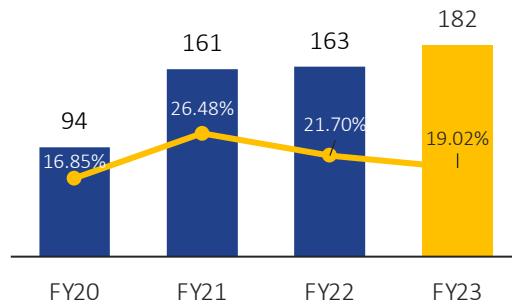
ASSETS (INR Mn)	FY21	FY22	FY23
<b>Non Current Assets</b>	<b>352</b>	<b>351</b>	<b>394</b>
(A) Fixed Assets			
(i) Tangible Assets	299	341	385
(ii) Capital work-in-progress	45	2	2
(B) Non Current Investments	0	0	0
(C) Other Non Current Assets	8	8	7
<b>Current Assets</b>	<b>412</b>	<b>436</b>	<b>495</b>
(A) Inventories	30	47	54
(B) Trade Receivables	125	185	170
(C) Cash & cash equivalents	212	163	222
(D) Short Term Loans & Advances	0	0	1
(E) Current Tax Assets	34	32	41
(F) Other Current Assets	11	9	7
<b>GRAND TOTAL – ASSETS</b>	<b>764</b>	<b>787</b>	<b>889</b>



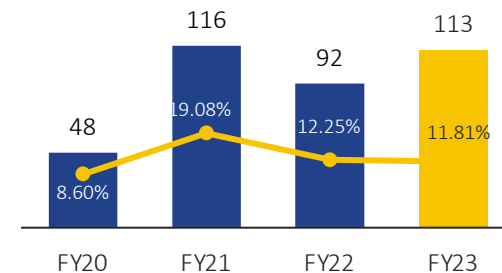
### Operational Revenue (INR Mn)



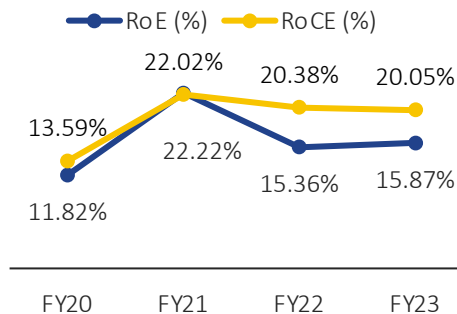
### EBITDA (INR Mn) & EBITDA Margins (%)



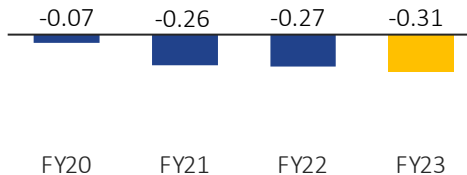
### PAT (INR Mn) & PAT Margins (%)



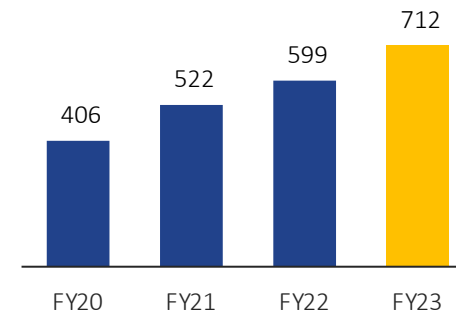
### RoCE & RoE



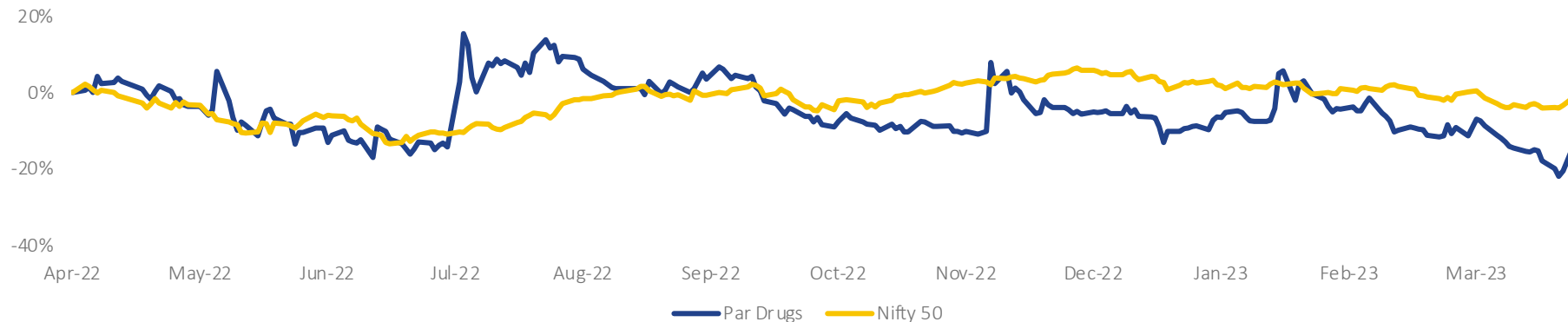
### Net Debt to Equity Ratio (x)



### Net Worth (INR Mn)



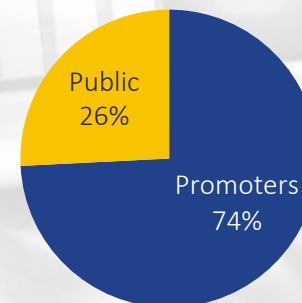
### Stock Market Performance (as on 31st March, 2023)



#### Price Data (31<sup>st</sup> March, 2023)

	INR
Face Value	10.0
Market Price	140.0
52 Week High/Low	199.7/128.4
Market Cap (Mn)	1,722.6
Equity Shares Outstanding (Mn)	12.3
1 Year Avg Trading Volume ('000)	19.0

#### Shareholding Pattern as on 31<sup>st</sup> March, 2023



**Par Drugs and Chemicals Limited:**

The above Presentation with slides have been prepared solely for information purposes and do not constitute any offer, recommendation or invitation to purchase or subscribe for any securities, and shall not form the basis or be relied on in connection with any contract or binding commitment whatsoever. No offering of securities of the Company will be made except by means of a statutory offering document containing detailed information about the Company. This Presentation has been prepared based on information and data which the Company considers reliable, but the Company makes no representation or warranty, express or implied, whatsoever, and no reliance shall be placed on the truth, accuracy, completeness, fairness and reasonableness of the contents of this Presentation. This Presentation may not be all inclusive and may not contain all of the information that you may consider material. Any liability in respect of the contents of or any omission from, this Presentation is expressly excluded. All actions and statements made herein or otherwise shall be subject to the applicable laws and regulations as amended from time to time. There is no representation that all information relating to the context has been taken care off in the presentation and neither we undertake any obligation as to the regular updating of the information as a result of new information, future events or otherwise. We will accept no liability whatsoever for any loss arising directly or indirectly from the use of, reliance of any information contained in this presentation or for any omission of the information. The information shall not be distributed or used by any person or entity in any jurisdiction or countries were such distribution or use would be contrary to the applicable laws or Regulations. It is advised that prior to acting upon this presentation independent consultation / advise may be obtained and necessary due diligence, investigation etc may be done at your end. You may also contact us directly for any questions or clarifications at our end. This presentation contain certain statements of future expectations and other forward-looking statements, including those relating to our general business plans and strategy, our future financial condition and growth prospects, and future developments in our industry and our competitive and regulatory environment. The Company's actual results, levels of activity, performance or achievements could differ materially and adversely from results expressed in or implied by this Presentation. The Company assumes no obligation to update any forward-looking information contained in this Presentation. Any forward-looking statements and projections made by third parties included in this Presentation are not adopted by the Company and the Company is not responsible for such third-party statements and projections. In addition to statements which are forward looking by reason of context, the words 'may, will, should, expects, plans, intends, anticipates, believes, estimates, predicts, potential or continue and similar expressions identify forward looking statements. Actual results, performances or events may differ materially from these forward-looking statements including the plans, objectives, expectations, estimates and intentions expressed in forward looking statements due to a number of factors, including without limitation future changes or developments in our business, our competitive environment, telecommunications technology and application, and political, economic, legal and social conditions in India. It is cautioned that the foregoing list is not exhaustive This presentation is not being used in connection with any invitation of an offer or an offer of securities and should not be used as a basis for any investment decision.

**Valorem Advisors Disclaimer:**

Valorem Advisors is an Independent Investor Relations Management Service company. This Presentation has been prepared by Valorem Advisors based on information and data which the Company considers reliable, but Valorem Advisors and the Company makes no representation or warranty, express or implied, whatsoever, and no reliance shall be placed on, the truth, accuracy, completeness, fairness and reasonableness of the contents of this Presentation. This Presentation may not be all inclusive and may not contain all of the information that you may consider material. Any liability in respect of the contents of, or any omission from, this Presentation is expressly excluded. Valorem Advisors also hereby certifies that the directors or employees of Valorem Advisors do not own any stock in personal or company capacity of the Company under review.

**For further details, please feel free to contact our Investor Relations Representatives:**



Mr. Anuj Sonpal  
Valorem Advisors

Tel: +91-22-4903-9500

Email: [pardrugs@valoremadvisors.com](mailto:pardrugs@valoremadvisors.com)



Thank  
You